

WALL PLATES

Specifications



**radiant®
Screwless
Polycarbonate
RWP Series**



**Thermoset
SP Series**



**Nylon
TP Series**



**302/304
Stainless
Steel**



**Polished
Brass**



Aluminum

Application

Legrand's broad line of Pass & Seymour® Standard Size Plastic and Metal Wall Plates features the most complete range of types, sizes, colors, and finishes available. Choose from more than 1,900 standard plates in non-combustible thermoset plastic material, self-extinguishing nylon material, screwless polycarbonate material, or attractively finished metal, for residential, commercial, institutional, and industrial applications. All plastic wall plates color match to Pass & Seymour devices.

Screwless Polycarbonate Wall Plates

- Part of the radiant® collection.
- Molded of .065" thick polycarbonate, matte finish.
- One-piece subplate mounts over the device for easy retrofit and lower profile.
- Extra 3/8" width and height than Standard size plates.
- Available in Ivory, White, Brown, Gray, Black and Light Almond; and three metallic finishes – Dark Bronze, Nickel, and Graphite.

Thermoset Plastic Wall Plates

- Molded of non-combustible mar-proof material.
- Available in "SP" series in Standard, Junior-Jumbo, and Jumbo sizes.
- Seven standard colors available – Ivory, White, Brown, Gray, Black, Red, and Light Almond.
- Individually wrapped with color-matching screws.
- Resistant to discoloration, grease, oil, solvent and moisture.
- Nominal thickness, .070"

TradeMaster® Thermoplastic Wall Plates

- Molded of rugged, practically indestructible self-extinguishing nylon. ("TP" series only)
- Available in "TP" series, extra 3/16" width and height than Standard size plates; and "TPJ" series, extra 3/16" width and height than Junior-Jumbo size plates.
- Available in Ivory, White, Brown, Gray, Black, Blue, Orange, Red, and Light Almond.
- Preferred for hospital, industrial, institutional, and other high-abuse applications.
- Nominal thickness, .070"

Metal Wall Plates

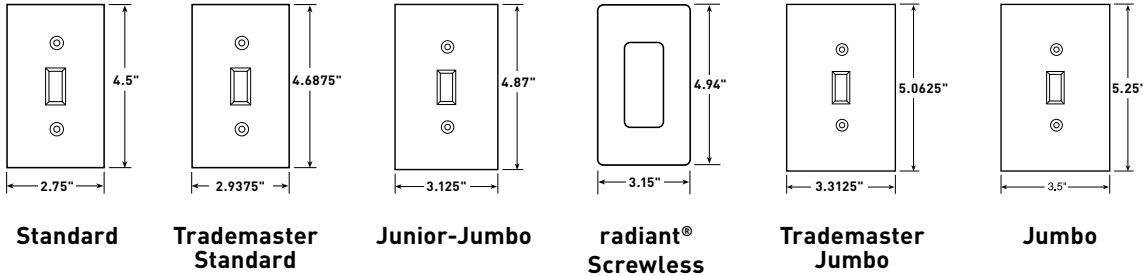
- Constructed of corrosion-resistant stainless steel, brass, aluminum, chrome, brushed bronze or galvanized steel.
- Standard, Jumbo and Tandem size plates available, as well as special Panel size plates up to 5-gangs high and 10-gangs wide.
- Packaged in protective film, with finish-matching screws.
- Variety of special plated finishes. Paintable to match plastic plates.
- Can be silk-screened or engraved, and custom punched with over 300 opening styles.

Materials

- Type 302/304 Stainless Steel, non-magnetic, .032" nominal thickness, brushed finish. This alloy contains 18% chromium and 8% nickel for superior resistance to corrosion. Recommended for use in food processing plants, dairies, chemical plants, and other industrial, institutional, and commercial applications where corrosive atmospheres exist.
- Type 430 Stainless Steel, magnetic, .032" nominal thickness, brushed finish. Less corrosion-resistant than Type 302/304, but ideal for general service in high abuse applications in industrial plants, commercial, and institutional buildings.
- Chrome and Polished Brass, .040" thick. 70% copper, 30% zinc alloy gives warm, appealing finish to modern decor as well as retrofit applications. Lacquered to prevent corrosion.
- Aluminum, .040" thick. Lustrous satin finish. Lacquered to prevent corrosion.
- Galvanized Steel. Used only for Handy Box Plates.
- Brushed Bronze, .040" thick. 90% copper, 10% zinc. Lacquered to prevent corrosion.

WALL PLATES

Dimensions



Standard Size Wall Plates

- Standard size wall plates for all applications.
- Best fit for surface mount boxes.
- Available in plastic and metal only.

Dimensions

1 gang	2.75" x 4.5"
2 gang	4.56" x 4.5"
3 gang	6.375" x 4.5"
4 gang	8.125" x 4.5"
5 gang	10" x 4.5"
6 gang	11.812" x 4.5"
7 gang	13.62" x 4.5"
8 gang	15.44" x 4.5"

TradeMaster® Wall Plates

- Extra 3/16" width and height than Standard size wall plates.
- Provide better sheet rock coverage with standard size appearance.
- Available in unbreakable nylon 6 construction only.
- Screws pre-installed in the duplex, toggle and decorator-style single gang plates.

Dimensions

1 gang	2.9375" x 4.6875"
2 gang	4.75" x 4.6875"
3 gang	6.563" x 4.6875"
4 gang	8.375" x 4.6875"
5 gang	10.188" x 4.6875"
6 gang	12" x 4.6875"

radiant® Screwless Polycarbonate Wall Plates

- Available in decorator-style openings.
- Extra 3/8" width and height than Standard size wall plates.
- Provide better sheet rock coverage with standard size appearance.
- Molded of .065" thick polycarbonate.
- 1-piece plastic subplate.
- Available in 3 metallic finishes and 6 standard colors.

Wall Plate Dimensions

1 gang	3.15" x 4.94"
2 gang	4.96" x 4.94"
3 gang	6.77" x 4.94"
4 gang	8.59" x 4.94"
5 gang	10.40" x 4.94"
6 gang	12.21" x 4.94"

Subplate Dimensions

1 gang	1.81" x 4.78" x .15"
2 gang	3.62" x 4.78" x .15"
3 gang	5.44" x 4.78" x .15"
4 gang	7.25" x 4.78" x .15"
5 gang	9.06" x 4.78" x .15"
6 gang	10.87" x 4.78" x .15"

Junior-Jumbo Wall Plates

- Extra 3/8" width and height than Standard size wall plates.
- Additional coverage for sheet rock gaps.
- Available in plastic and metal only.

Dimensions

1 gang	3.125" x 4.87"
2 gang	4.93" x 4.87"
3 gang	6.75" x 4.87"
4 gang	8.56" x 4.87"

TradeMaster® Jumbo Wall Plates

- Extra 3/16" width and height than Junior-Jumbo size wall plates.
- Provide additional coverage for sheet rock gaps, matching the appearance of the TradeMaster Plates.
- Available in unbreakable nylon 6 construction only.
- Screws pre-installed in the duplex, toggle and decorator-style single gang plates.

Dimensions

1 gang	3.3125" x 5.0625"
2 gang	5.125" x 5.0625"
3 gang	6.9375" x 5.0625"
4 gang	8.75" x 5.0625"

Jumbo Wall Plates

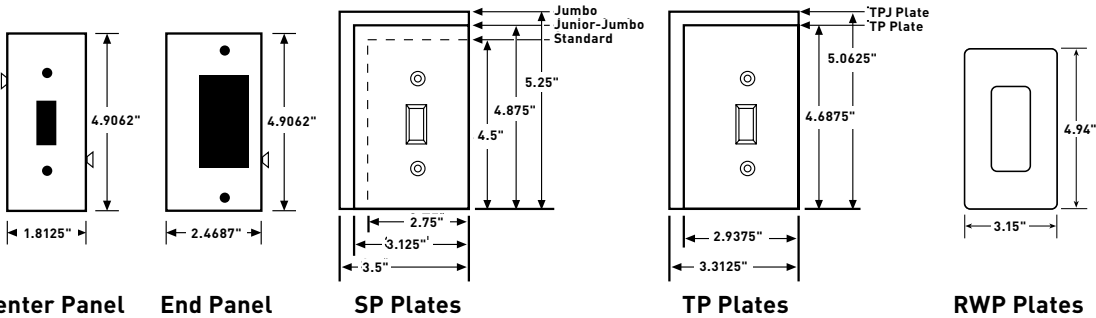
- Extra 3/4" width and height than Standard size wall plates.
- Largest size wall plates to cover larger wall damage.
- Available in plastic and metal only.

Dimensions

1 gang	3.5" x 5.25"
2 gang	5.31" x 5.25"
3 gang	7.12" x 5.25"
4 gang	8.93" x 5.25"

WALL PLATES

Dimensions



Center Panel

End Panel

SP Plates

TP Plates

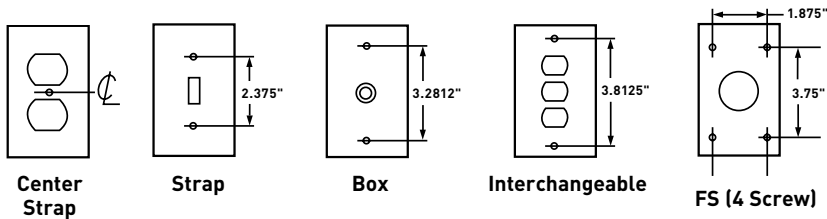
RWP Plates

Sectional Wall Plates

End and center panels with each of five most-used configurations make it possible to improvise custom wall plates on the job. Panels lock securely together on installation. Blank sections furnished with mounting strap.

Wall Plate Mountings

Illustrated are the five standard methods of plate mounting. There are many other non-standard methods which depend upon the special device used. Exact mounting hole specifications for every device appear in the Selector Guide.



Center Strap

Strap

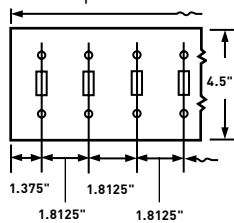
Box

Interchangeable

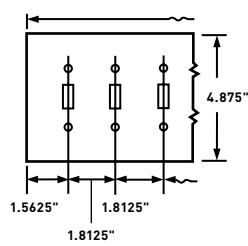
FS (4 Screw)

Wall Plate Sizes

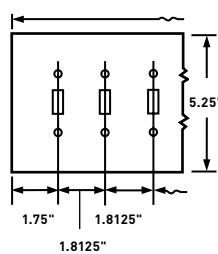
Standard Size
Available in plastic and metal



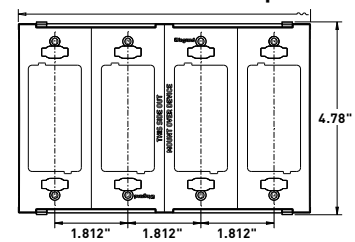
Junior-Jumbo



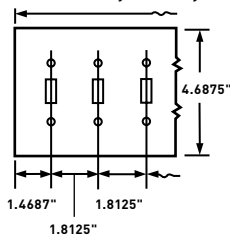
Jumbo



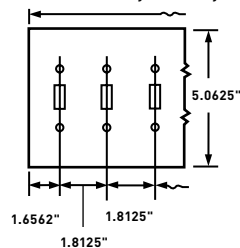
radiant® Screwless Wall Plate Plastic Subplate



TradeMaster® Size
Available in nylon only



TradeMaster Jumbo
Available in nylon only



For radiant Screwless (RWP) Wall Plate dimensions refer to Page I-4.

WALL PLATES

Style Selector Guide Custom Metal Wall Plates

<p>STYLE 102</p> <p>15 DIA. HOLE C'SK FOR 6-32x1/2 OVAL HD. SCREW 4 PLACES</p> <p>STYLE 103 — BOX MTD.</p>	<p>STYLE 104</p> <p>1 1/2 DIA. HOLE C'SK FOR 6-32x1/2 OVAL HD. SCREW 4 PLACES</p> <p>STYLE 105 — BOX MTD.</p>	<p>STYLE 106</p> <p>1 1/2 DIA. HOLE C'SK FOR 6-32x1/2 OVAL HD. SCREW 4 PLACES</p> <p>STYLE 107 — BOX MTD.</p>	<p>STYLE 110</p> <p>2 3/8 DIA. HOLE C'SK FOR 6-32x1/2 OVAL HD. SCREW 4 PLACES</p>
<p>STYLE 112</p> <p>C'SK FOR 6-32x1/2 OVAL HD. SCREW 2 PLACES 17 DIA. HOLE 3 PLACES</p> <p>STYLE 113 — BOX MTD. STYLE 114 — DESP. INTCH. MTD.</p>	<p>STYLE 115</p> <p>C'SK FOR 6-32x1/2 OVAL HD. SCREW 2 PLACES 15 DIA. HOLE 2 PLACES</p>	<p>STYLE 116</p> <p>#43 (.089) DRILL 3 PLACES C'SK FOR 6-32x1/2 OVAL HD. SCREW 2 PLACES 400 DIA. HOLE 3 PLACES</p> <p>STYLE 117 — BOX MTD. STYLE 118 — DESP. INTCH. MTD.</p>	<p>STYLE 119</p> <p>1\"/> <p>C'SK FOR 6-32x1/2 OVAL HD. SCREW 2 PLACES</p> </p>
<p>STYLE 121</p> <p>C'SK FOR 6-32x1/2 OVAL HD. SCREW 2 PLACES 9 DIA. HOLE 2 PLACES</p>	<p>STYLE 122</p> <p>C'SK FOR 6-32x1/2 OVAL HD. SCREW 1 PLACE 13 DIA. HOLE</p>	<p>STYLE 123</p> <p>C'SK FOR 6-32x1/2 OVAL HD. SCREW 2 PLACES 9 DIA. HOLE 2 PLACES</p> <p>with #340 Yoke</p>	<p>STYLE 124</p> <p>5 DIA. HOLE 2 PLACES C'SK FOR 6-32x1/2 OVAL HD. SCREW 2 PLACES</p> <p>STYLE 125 — 2 HOLES STYLE 126 — 3 HOLES</p>
<p>STYLE 131</p> <p>C'SK FOR 6-32x1/2 OVAL HD. SCREW 2 PLACES</p>	<p>STYLE 132</p> <p>C'SK FOR 6-32x1/2 OVAL HD. SCREW 2 PLACES</p>	<p>STYLE 134</p> <p>C'SK FOR 6-32x1/2 OVAL HD. SCREW 4 PLACES 2 1/2 DIA. HOLE</p> <p>POWER OUTLET #701 Standard Plate page I-11</p>	<p>STYLE 135</p> <p>C'SK FOR 6-32x1/2 OVAL HD. SCREW 2 PLACES 125 OPENING</p> <p>STYLE 135A. — DESP. INTCH. MTD. #771 Standard Plate page I-18</p>

All wall plate dimensions shown above are in inches.

WALL PLATES

Style Selector Guide Custom Metal Wall Plates

<p>STYLE 136</p> <p>C'SK FOR 6-32x1/2 OVAL HD. SCREW 2 PLACES</p> <p>RAZOR BLADES with #340 Yoke</p>	<p>STYLE 137</p> <p>C'SK FOR 6-32x1/2 OVAL HD. SCREW 2 PLACES</p> <p>RAZOR BLADES, BOX MTD. STYLE 137B — HORIZONTAL RAZOR BLADE, BOX MTD.</p>	<p>STYLE 138</p> <p>C'SK FOR 6-32x1/2 OVAL HD. SCREW 2 PLACES</p> <p>1 7/32 DIA. HOLE</p> <p>STYLE 139 — BOX MTD. STYLE 140 — DESP. INTCH. MTD.</p>	<p>STYLE 141</p> <p>C'SK FOR 6-32x1/2 OVAL HD. SCREW 2 PLACES</p>
<p>STYLE 142</p> <p>170 DIA. HOLE 4 PLACES</p>	<p>STYLE 143</p> <p>C'SK FOR 6-32x1/2 OVAL HD. SCREW 2 PLACES</p> <p>4 1/2 R. TYP.</p>	<p>STYLE 144</p> <p>C'SK FOR 6-32x1/2 OVAL HD. SCREW 2 PLACES</p> <p>4 1/2 R. TYP.</p> <p>STYLE 145 — 3 OPENINGS STYLE 146 — 4 OPENINGS STYLE 147 — MASTER CONTROL</p>	<p>STYLE 149</p>
<p>STYLE 150</p> <p>C'SK FOR 6-32x5/16 OVAL HD. SCREW 2 PLACES</p> <p>DES. INTCH. MTD.</p>	<p>STYLE 152</p> <p>Removable 1 3/32" I.D. grommet in 1 7/32" hole.</p> <p>VINYL GROMMET 1 REQ'D.</p> <p>C'SK FOR 6-32x1/2 OVAL HD. SCREW 2 PLACES</p> <p>TELEPHONE OUTLET CENTERED 2 GANG, with #340 Yoke STYLE 151 — BOX MTD. #741, 742 Standard Plate page I-36</p>	<p>STYLE 155</p> <p>C'SK FOR 6-32x1/2 OVAL HD. SCREW 2 PLACES</p> <p>2 5/32 DIA.</p> <p>POWER OUTLET #702 Standard Plate page I-11</p>	<p>STYLE 156</p> <p>C'SK FOR 6-32x1/2 OVAL HD. SCREW 4 PLACES</p> <p>POWER OUTLET #703 Standard Plate page I-11</p>
<p>STYLE 160</p> <p>C'SK FOR 6-32x1/2 OVAL HD. SCREW 3 PLACES</p> <p>1 1/16 R. TYP.</p> <p>2 3/32 DIA.</p> <p>60°</p> <p>2 3/8</p> <p>1 5/16</p> <p>STYLE 176 — STRAP MTD. with #340 Yoke #743 Standard Plate page I-17</p>	<p>STYLE 162</p> <p>C'SK FOR 6-32x1/2 OVAL HD. SCREW 2 PLACES</p> <p>STYLE 176 — STRAP MTD. with #340 Yoke #743 Standard Plate page I-17</p>	<p>STYLE 163</p> <p>C'SK FOR 6-32x1/2 OVAL HD. SCREW 2 PLACES</p> <p>1 1/8 DIA.</p> <p>POWER OUTLET #721 Standard Plate page I-10</p>	<p>STYLE 165</p> <p>C'SK FOR 6-32x1/2 OVAL HD. SCREW 2 PLACES</p> <p>2 5/32 DIA.</p> <p>POWER OUTLET #724 Standard Plate page I-10</p>

All wall plate dimensions shown above are in inches.

WALL PLATES

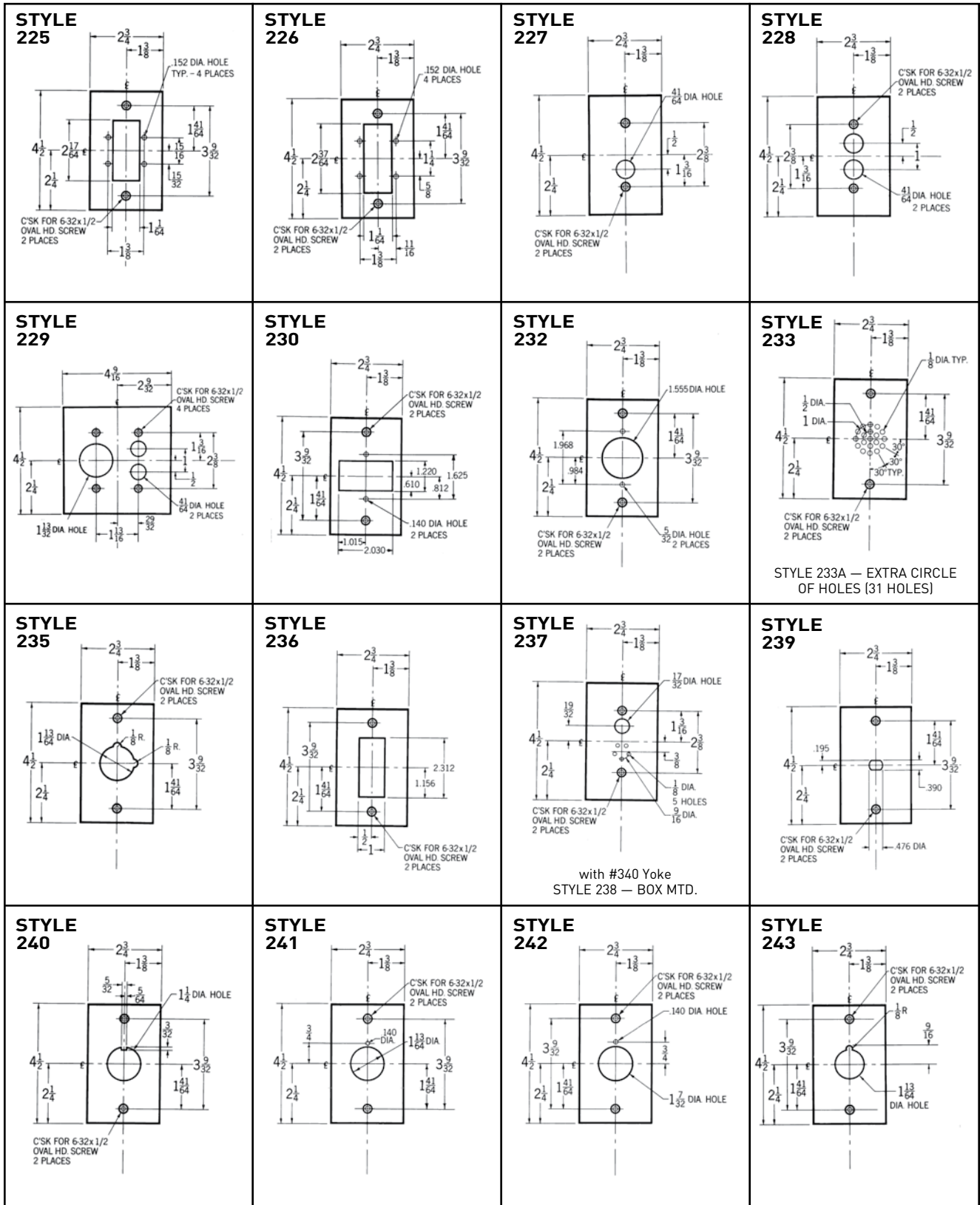
Style Selector Guide Custom Metal Wall Plates

<p>STYLE 200</p> <p>C'SK FOR 6-32x1/2 OVAL HD. SCREW 2 PLACES</p> <p>1/16" R. TYP.</p> <p>1/2" R. TYP.</p>	<p>STYLE 206</p> <p>471 DIA.</p> <p>L.062-.031</p> <p>C'SK FOR 6-32x1/2 OVAL HD. SCREW 2 PLACES</p> <p>with #340 Yoke STYLE 207 — BOX MTD.</p>	<p>STYLE 210</p> <p>C'SK FOR 6-32x1/2 OVAL HD. SCREW 2 PLACES</p> <p>140 DIA. HOLE 2 PLACES</p> <p>1/16" R. TYP.</p>	<p>STYLE 211</p> <p>C'SK FOR 6-32x1/2 OVAL HD. SCREW 2 PLACES</p> <p>C'SK FOR 8-32x1/2 OVAL HD. SCREW 2 PLACES</p> <p>4-S Box Mtd. Plate available in any Standard 1 Gang Opening (Style 8 Shown)</p>
<p>STYLE 213</p> <p>C'SK FOR 6-32x1/2 OVAL HD. SCREW 2 PLACES</p> <p>203</p> <p>45°</p> <p>750</p> <p>1.500</p> <p>.405 DIA. HOLE</p> <p>.095</p>	<p>STYLE 214</p> <p>C'SK FOR 6-32x1/2 OVAL HD. SCREW 2 PLACES</p> <p>563</p> <p>.281</p> <p>with #340 Yoke</p>	<p>STYLE 215</p> <p>1/2" R. 2 PLACES</p> <p>C'SK FOR 6-32x5/16 OVAL HD. SCREW 2 PLACES</p> <p>STYLE 215A — 1 HOLE CENTERED</p>	<p>STYLE 216</p> <p>140 DIA. HOLE 2 PLACES</p> <p>C'SK FOR 6-32x1/2 OVAL HD. SCREW 2 PLACES</p>
<p>STYLE 217</p> <p>152 DIA. HOLE 2 PLACES</p> <p>C'SK FOR 6-32x1/2 OVAL HD. SCREW 2 PLACES</p>	<p>STYLE 218</p> <p>1.52 DIA. TYP.</p> <p>C'SK FOR 6-32x1/2 OVAL HD. SCREW 2 PLACES</p>	<p>STYLE 219</p> <p>3/32" R. TYP.</p> <p>152 DIA. HOLE 2 PLACES</p> <p>C'SK FOR 6-32x1/2 OVAL HD. SCREW 2 PLACES</p>	<p>STYLE 220</p> <p>152 DIA. HOLE 2 PLACES</p> <p>C'SK FOR 6-32x1/2 OVAL HD. SCREW 2 PLACES</p>
<p>STYLE 221</p> <p>152 DIA. TYP.</p> <p>C'SK FOR 6-32x1/2 OVAL HD. SCREW 2 PLACES</p>	<p>STYLE 222</p> <p>152 DIA. HOLE</p> <p>C'SK FOR 6-32x1/2 OVAL HD. SCREW 2 PLACES</p>	<p>STYLE 223</p> <p>152 DIA. HOLE 2 PLACES</p> <p>C'SK FOR 6-32x1/2 OVAL HD. SCREW 2 PLACES</p>	<p>STYLE 224</p> <p>C'SK FOR 6-32x1/2 OVAL HD. SCREW 2 PLACES</p> <p>152 DIA. HOLE 4 PLACES</p>

All wall plate dimensions shown above are in inches.

WALL PLATES

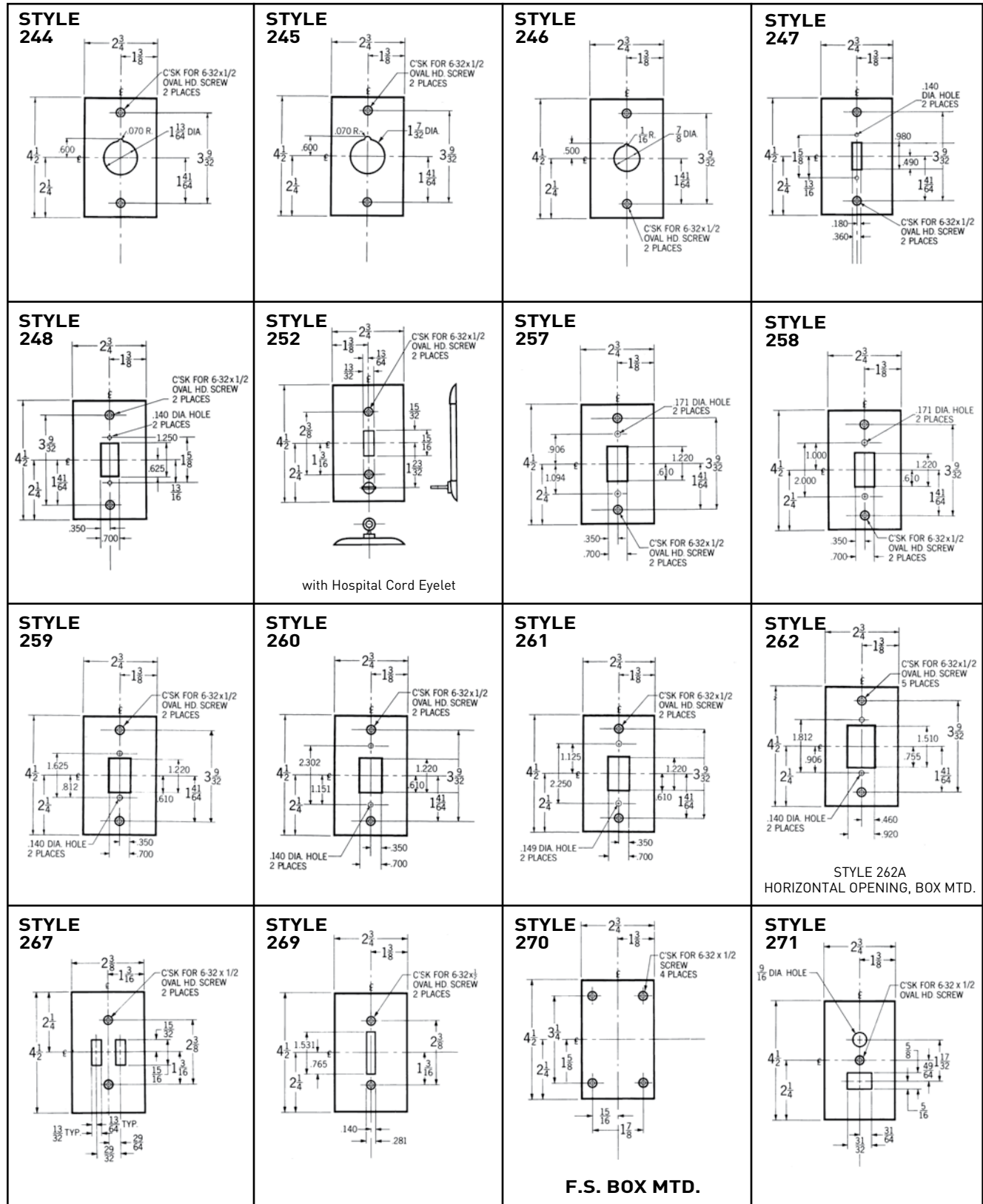
Style Selector Guide Custom Metal Wall Plates



All wall plate dimensions shown above are in inches.

WALL PLATES

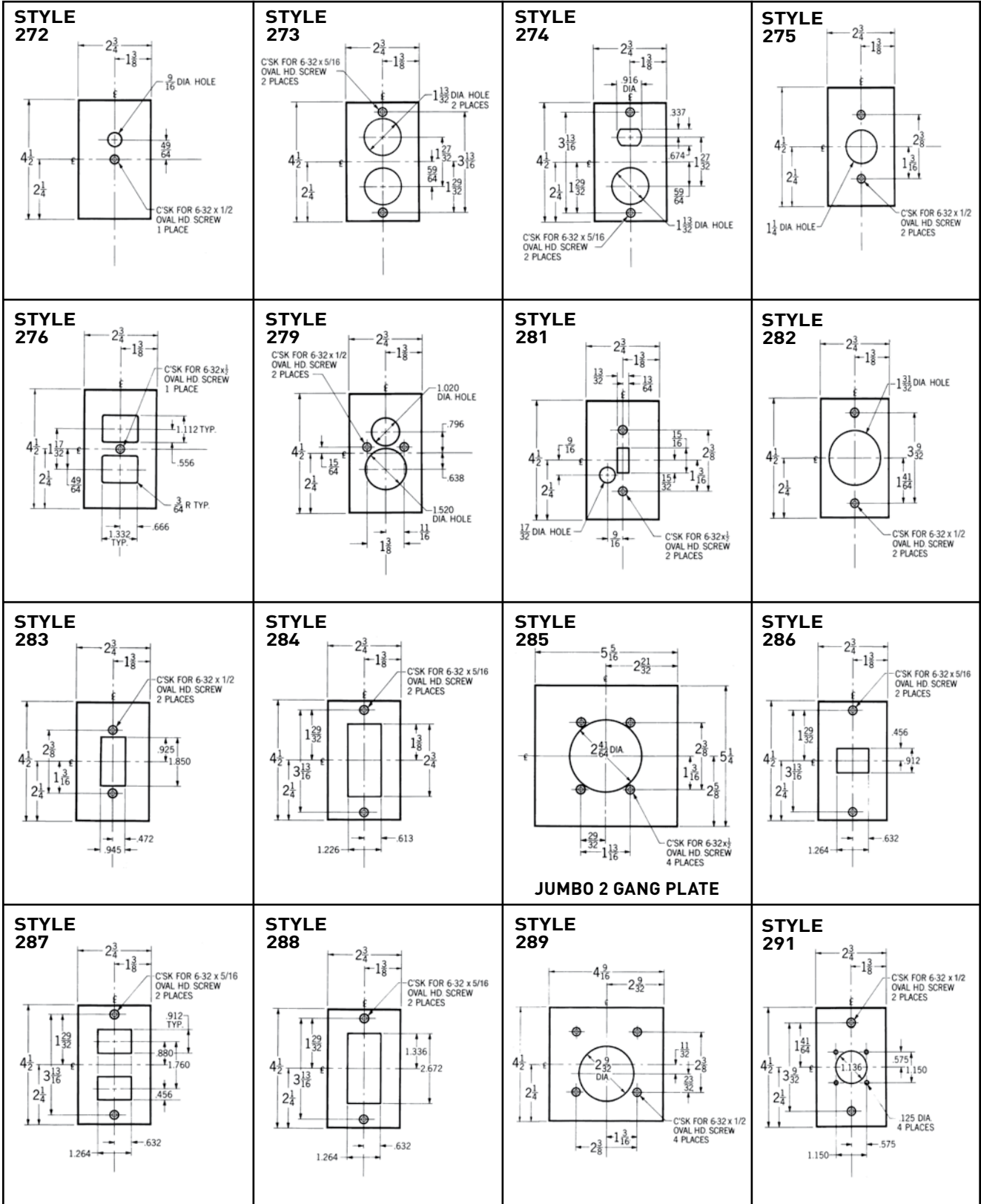
Style Selector Guide Custom Metal Wall Plates



All wall plate dimensions shown above are in inches.

WALL PLATES

Style Selector Guide Custom Metal Wall Plates



All wall plate dimensions shown above are in inches.

WALL PLATES

Style Selector Guide Custom Metal Wall Plates

<p>STYLE 292</p>	<p>STYLE 293</p> <p>POWER OUTLET for 30, 50, 60A. Receptacle #716 Standard Plate page I-11</p>	<p>STYLE 295</p> <p>FOR RS-232 COMPUTER JACK #791 Standard Plate page I-36</p>	<p>STYLE 295A</p> <p>FOR RS-232 COMPUTER JACKS #792 Standard Plate page I-36</p>
<p>STYLE 296</p>	<p>STYLE 296A</p>	<p>STYLE 297</p>	<p>STYLE 298</p>
<p>STYLE 299</p>	<p>STYLE 300</p>	<p>STYLE 301</p>	<p>STYLE 302</p> <p>SS-717 for PS20AC1KL Switch</p>
<p>STYLE 303</p>	<p>STYLE 305</p>	<p>STYLE 306</p>	<p>STYLE 307</p>

All wall plate dimensions shown above are in inches.

WALL PLATES

Style Selector Guide Custom Metal Wall Plates


<p>STYLE 308</p> <p>TELEPHONE JACK</p>	<p>STYLE 309</p> <p>TELEPHONE JACK</p>	<p>STYLE 310</p> <p>AMP ELECTRONIC CONNECTOR</p>	<p>STYLE 311</p> <p>COAXIAL ELECTRONIC CONNECTOR</p>
<p>STYLE 312</p> <p>COAXIAL ELECTRONIC CONNECTOR</p>	<p>STYLE 313</p> <p>COAXIAL ELECTRONIC CONNECTOR</p>	<p>STYLE 314</p> <p>LAN PORT</p>	<p>STYLE 315</p>
<p>STYLE 315A</p>	<p>STYLE 315B</p>		

All wall plate dimensions shown above are in inches.


DEVICES & WALL PLATES

Color Selection Chart

Devices & Plastic Wall Plate Colors



Ivory Light Almond White Green Dark Bronze Nickel Graphite



Black Blue Brown Gray Orange Red

See specific device and wall plate catalog charts for particular color availabilities.

Metal Wall Plates


Metal Finish




Aluminum Polished Brass Stainless Steel Brushed Bronze Chrome

Custom Metal Wall Plates Paint Finish Colors

Paint Color



Orange Green Gray Yellow Glossy Black Brown White



Primer Red Pink Flat Black Ivory Light Almond Blue

To order custom metal wall plates, see Pages I-25 – I-29.

For additional colors consult factory.