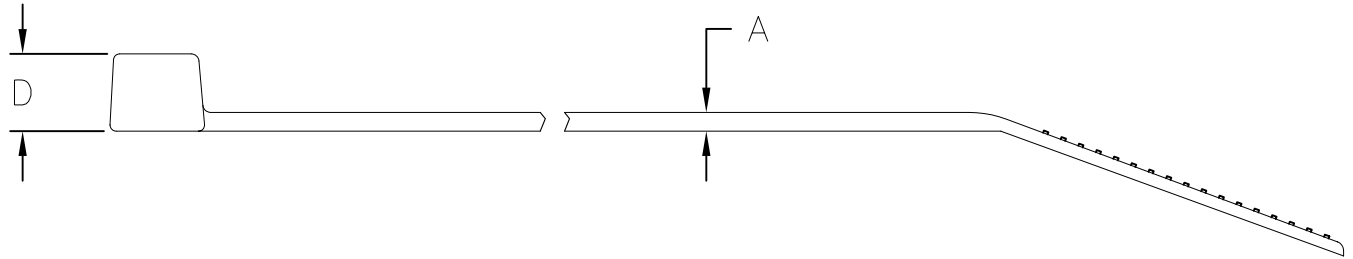


Revision level		Revision Record	Changed	Date	Approved	Date
part	drawing					
—	03					

03

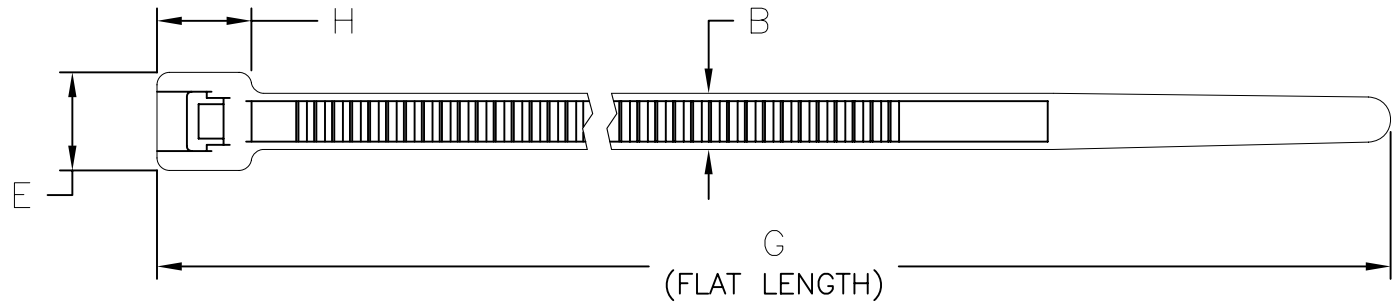
NOTE:

- 1) PRODUCT WAS IDENTIFIED AS T30M PRIOR TO APRIL 3, 2006



PRODUCT CODE DESCRIPTION

T30L_HS
 COLOR
 (CONSULT FACTORY FOR AVAILABLE COLORS)



03

Product Code (See Note 1)	Cable Range (mm)	Material	A	B	D	E	G	H	Min Loop Tensile Strength (newtons)
T30L_	1.5 to 50	PA66	1.2 ±0.2	3.6 ±0.2	4.5 ±0.5	6.0 ±0.5	198.0 ±10.0	6.0 ±0.5	135
T30L_HS		PA66HS							
T30L_UV		PA66UV							
T30L_STNL		PA46							
T30L_VO	3 to 50	PA66VO							

SEE CHART

Material

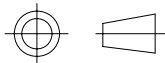
Dimension tolerances unless otherwise specified

- .XXXX =
- .XXX =
- .XX =
- .X = NOTED
- < =

Dimension Units mm

PERFORMANCE SPECIFICATION

ACAD MECH
2006



Drawn

K.A.C.

05/04/90

Approved

K.A.C.

03/06/06

Scale

2:1

Computer File Number
CT\CST\2030002_03

Title

03

T30L
STANDARD CABLE TIE

Drawing-No

CT2030002CST

Format

AH

Sheet 1 of 1

ALL PROPRIETARY RIGHTS IN THE SUBJECT MATTER SHOWN ON THIS DRAWING ARE EXCLUSIVE PROPERTY OF HELLERMANN TYTON

HellermannTyton

7930 N. Faulkner Rd.
Milwaukee, WI 53224
Ph: (414) 355-1130
Fx: (414) 362-8338