



Pass & Seymour

Turnlok® Locking Devices Heavy-Duty Flanged Inlets & Outlets 15, 20 & 30A; 125 & 250V, 277VAC

4716SS, 4715SS, 615, 614, L0715, L0714, L520, L620, L720, L530, L630, L730

Turnlok performance and durability for fixed-mounting applications.

For permanent mounting, these rugged inlets and outlets provide a generous, predrilled flange that features clearly visible NEMA configurations and ratings. Their solid brass blades and contacts provide both durability and excellent conductivity. Thick, impact-resistant thermoplastic housings help ensure long-term durability.



Features & Benefits

Interior components constructed of **high-grade brass** material for physical and electrical integrity.

Ratings and NEMA configurations are clearly visible on flange face, for fast I.D. while-in-use.

High-impact thermoplastic housing withstands on-the-job abuse.



4716-SS and 4715-SS

Field Uses/Vertical Markets

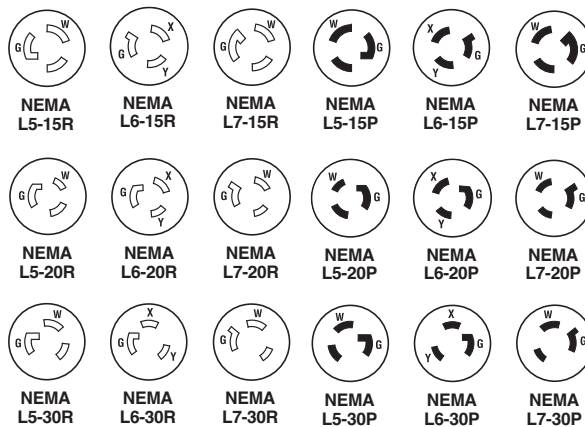
- Industrial
- Health Care
- Education
- Institutional
- Retail
- Office
- Hospitality/Lodging

Turnlok[®] Locking Devices Heavy-Duty Flanged Inlets & Outlets 15, 20 & 30A; 125 & 250V, 277VAC

Ordering Information

Catalog Number	Rating A. V.	Description/Color	NEMA Config. No.
Flanged Inlets & Outlets			
4716-SS	15 125	Flanged Inlet, Gray	L5-15P
4715-SS	15 125	Flanged Outlet, Gray	L5-15R
615	15 250	Flanged Inlet, Gray	L6-15P
614	15 250	Flanged Outlet, Gray	L6-15R
L0715	15 277*	Flanged Inlet, Gray	L7-15P
L0714	15 277*	Flanged Outlet, Gray	L7-15R
L520-FI	20 125	Flanged Inlet, Gray	L5-20P
L520-FO	20 125	Flanged Outlet, Gray	L5-20R
L620-FI	20 250	Flanged Inlet, Gray	L6-20P
L620-FO	20 250	Flanged Outlet, Gray	L6-20R
L720-FI	20 277*	Flanged Inlet, Gray	L7-20P
L720-FO	20 277*	Flanged Outlet, Gray	L7-20R
L530-FI	30 125	Flanged Inlet, Gray	L5-30P
L530-FO	30 125	Flanged Outlet, Gray	L5-30R
L630-FI	30 250	Flanged Inlet, Gray	L6-30P
L630-FO	30 250	Flanged Outlet, Gray	L6-30R
L730-FI	30 277*	Flanged Inlet, Gray	L7-30P
L730-FO	30 277*	Flanged Outlet, Gray	L7-30R

*AC only.



For more information on these and other P&S products refer to our Product Guide or visit our web site.

Turnlok® Locking Devices Heavy-Duty Flanged Inlets & Outlets 15, 20 & 30A; 125 & 250V, 277VAC



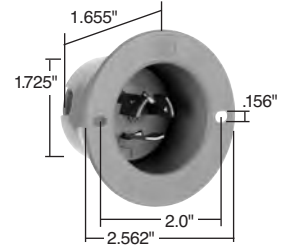
Pass & Seymour

Technical Specifications

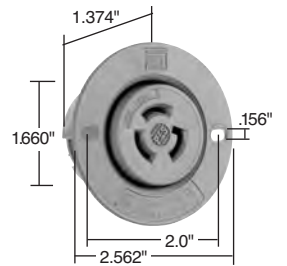
3rd Party Compliance	
UL Listed, File Number E146159, Standard UL498, Attachment Plugs and Receptacles. Federal Specification WC596. CSA Certified, File Number LR1765, Standard CSA-C22.2 No. 42, General Use Receptacles and Attachment Plugs. Conforms to NEMA WD-1.	

Performance	
Electrical	
Dielectric Withstand Voltage	15A = 2000V minimum, 20 & 30A = 3000V minimum
Maximum Working Voltage	15A = 277VAC, 20 & 30A = 600VAC
Current Interrupting	Certified for current interrupting at full-rated current
Temperature Rise	30°C max. after 50 cycles at 150% rated current
Mechanical	
Terminal Identification	15A = Green = Ground, White = Neutral, Brass = Hot; 20 & 30A = Green = Ground, "W" and White = Neutral, "X", "Y", "Z" = Hot
Terminal Accommodation	15A = #18 AWG min. – #10 AWG max. 20A = #12 AWG min. – #8 AWG max. 30A = #12 AWG min. – #6 AWG max.
Product Identification	Amperage, Voltage, 3rd Party Compliance, NEMA Configuration
Environmental	
Flammability	UL94 V2
Operating Temperature	15 & 20A = Maximum continuous +115°C, minimum -40°C without impact; 30A = Maximum continuous +75°C, minimum -40°C without impact

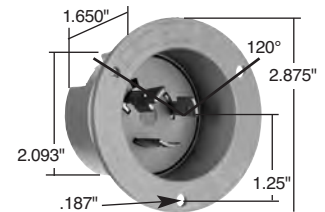
Materials		
	Inlet	Outlet
Flanged Casing	Polycarbonate	Polycarbonate
Contact Carrier	—	15 & 20A = Polycarbonate 30A = Nylon
Contacts	—	15 & 20A = Brass 30A = Tin-Plated Brass
Blade Holder	15 & 20A = Polycarbonate 30A = Nylon	—
Blades	15A = Nickel-Plated Brass 20A = Brass 30A = Tin-Plated Stresscon	—
Terminal Clamp	15 & 20A = Zinc-Plated Steel 30A = Brass	15 & 20A = Zinc-Plated Steel 30A = Brass- or Nickel-Plated Steel
Terminal Screws	15 & 20A = Zinc- or Brass-Plated Steel 30A = Brass	15 & 20A = Zinc- or 30A = Brass- or Nickel-Plated Steel
Ground Screws	15 & 20A = Zinc-Plated Steel 30A = Brass	15 & 20A = Zinc-Plated Steel 30A = Nickel-Plated Brass
Assembly Screws	Zinc-Plated Steel	Zinc-Plated Steel



Dimensions for 15 Amp Flanged Inlet



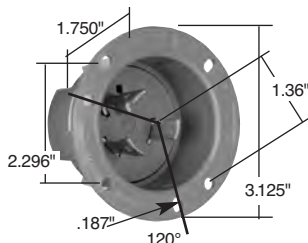
Dimensions for 15 Amp Flanged Outlet



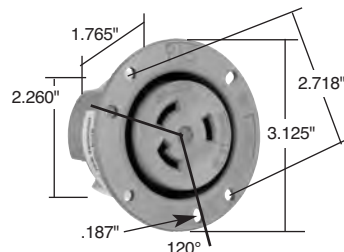
Dimensions for 20 Amp Flanged Inlet

Warranty

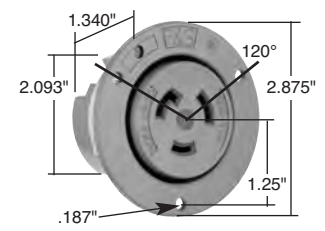
1 Year



Dimensions for 30 Amp Flanged Inlet



Dimensions for 30 Amp Flanged Outlet



Dimensions for 20 Amp Flanged Outlet

Complementary Devices & Accessories



TURNLOK® LOCKING DEVICES

- Heavy-Duty Receptacles
- Extra-Hard Use Plugs & Connectors




GROUND CONTINUITY MONITORING (GCM)

- Extra-Hard Use Straight Blade
- Heavy-Duty Turnlok®



STRAIGHT BLADE PLUGS & CONNECTORS

- Extra-Hard Use
- Heavy-Duty MaxGrip® II



TVSS & ISOLATED GROUND DEVICES

- Construction Grade Isolated Ground
- Heavy-Duty Turnlok® Isolated Ground
- Heavy-Duty Isolated Ground TVSS
- Heavy-Duty TVSS
- Construction Grade TVSS



IEC 309 INDUSTRIAL PRODUCTS

- Fusible & Non-Fusible Mechanical Interlocks
- Fusible & Non-Fusible Safety Switches
- Pin & Sleeve Devices

Also available...

- Light Almond Devices
- Decorator Devices
- Hospital Grade Devices
- PlugTail™ Devices
- Switches
- Straight Blade Receptacles
- GFCIs
- Weatherproof Boxes & Covers
- Wall Plates
- Flexcor® Wire Mesh Grips
- Configurable Solutions



Legrand/Pass & Seymour
P.O. Box 4822
Syracuse, NY 13221-4822
800-223-4185

North America Headquarters
60 Woodlawn Street
West Hartford, CT 06110
Phone: 1.877.BY.LEGRAND (295.3472)
Fax: 1.860.232.2062
www.legrand.us

Legrand Canada
570 Applewood Crescent
Vaughan, ON, L4K 4B4
Phone: 905.738.9195
Fax: 905.738.9721
www.legrand.ca