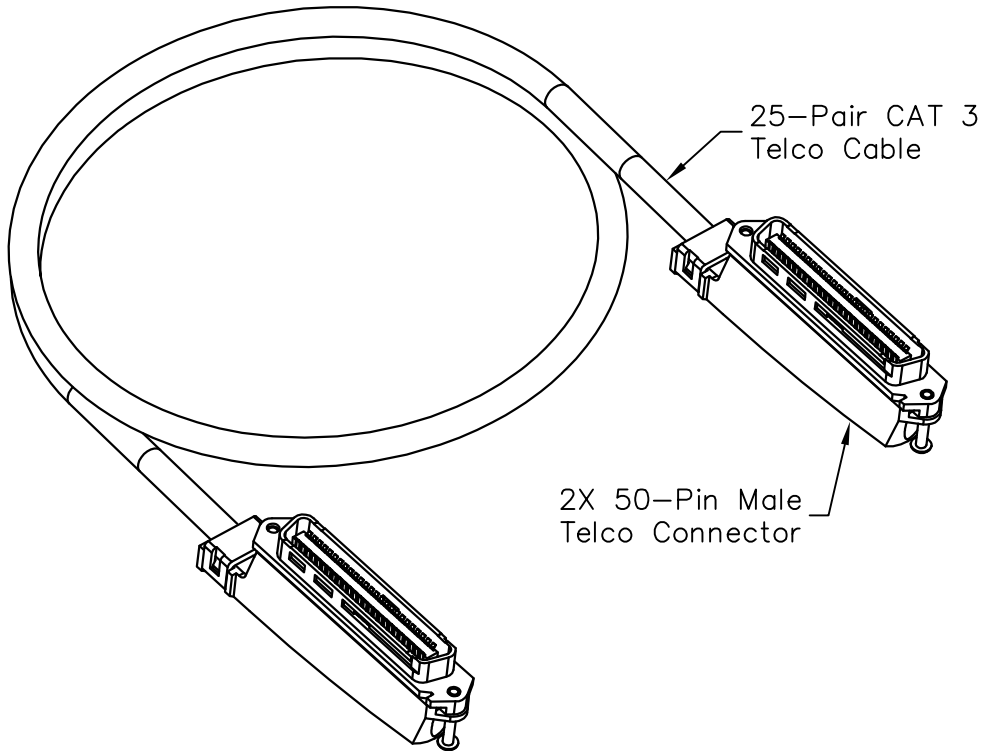


25-Pair CAT 3 Telco Cable Assembly w/ 50-Pin Male-to-Male Connectors

PRODUCT SPECIFICATION

Package includes:

- A. 25-Pair CAT 3 Telco Cable, 1 pc
- B. 50-Pin Male Telco Connectors, 2 pcs



Features and Benefits:

- Designed to use for voice and low data applications with punch down blocks, patch panels, and distribution boxes.
- Can also be used as extension cables.
- 24 AWG unshield twisted pair (UTP) Category 3 rated cable.
- Includes two 50-pin male telco connectors (RJ21).
- Available in 5, 10, 15, and 25 FT.

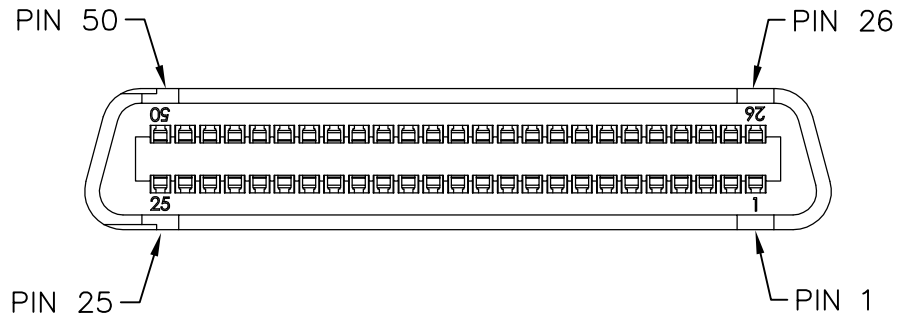
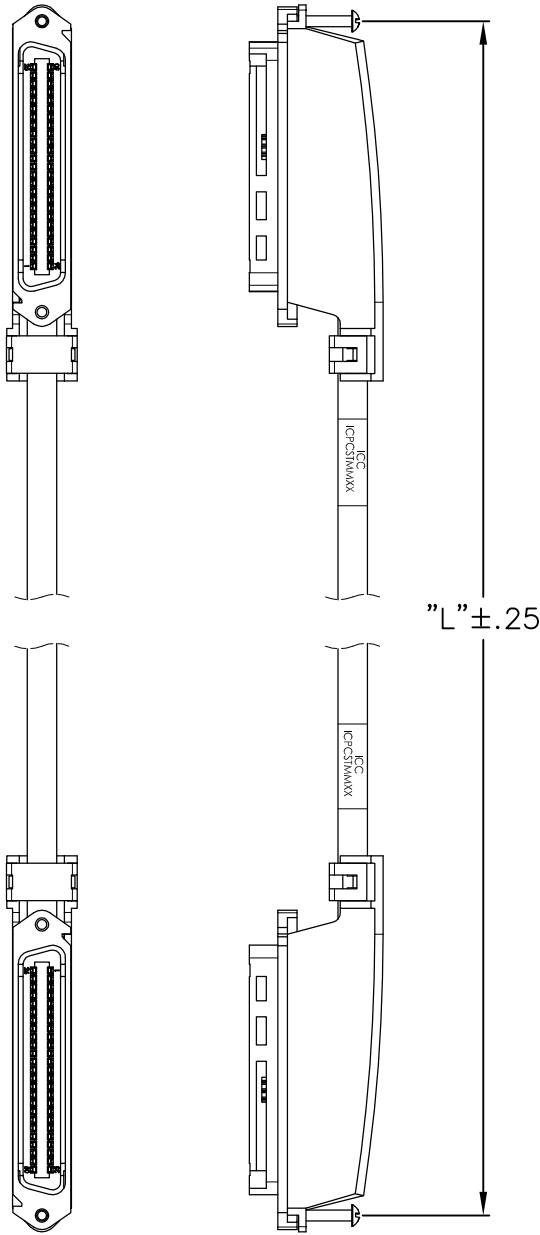
25-PAIR CABLE ASSEMBLY, M-M, 90°

ITEM NO.	ICPCSTMMXX
DWG NO.	PSPCSTMM00

REV.	D
PAGE NO.	1



CUSTOMER CARE / TECHNICAL SUPPORT * CSR@ICC.COM / 888-ASK-4-ICC (275-4422) * 14700 Alondra Blvd., La Mirada, CA 90638 * www.icc.com



NOTE: UNLESS OTHERWISE SPECIFIED

1. MALE 50-PIN TELCO CONNECTORS:

- A. MATERIAL:
 - HIGH STRENGTH COPPER ALLOY CONTACTS
 - HIGH IMPACT THERMO PLASTIC HOUSING AND COVER
- B. FINISH: 30 MICRO INCHES OF GOLD OVER NICKEL PLATING IN MATING CONTACT AREA
- C. COLOR: BLACK

2. 25-PAIR CAT 3 TELCO CABLE:

- A. MATERIAL:
 - 24 AWG SOLID COPPER CONDUCTORS
 - PVC INSULATION AND JACKET
 - CMR
- B. COLOR: GRAY
- C. LENGTH: XX: 05-5 FT, 10-10 FT, 15-15 FT, 25-25 FT

25	VIOLET/GRAY	50	GRAY/VIOLET	25
24	VIOLET/BROWN	49	BROWN/VIOLET	24
23	VIOLET/GREEN	48	GREEN/VIOLET	23
22	VIOLET/ORANGE	47	ORANGE/VIOLET	22
21	VIOLET/BLUE	46	BLUE/VIOLET	21
20	YELLOW/GRAY	45	GRAY/YELLOW	20
19	YELLOW/BROWN	44	BROWN/YELLOW	19
18	YELLOW/GREEN	43	GREEN/YELLOW	18
17	YELLOW/ORANGE	42	ORANGE/YELLOW	17
16	YELLOW/BLUE	41	BLUE/YELLOW	16
15	BLACK/GRAY	40	GRAY/BLACK	15
14	BLACK/BROWN	39	BROWN/BLACK	14
13	BLACK/GREEN	38	GREEN/BLACK	13
12	BLACK/ORANGE	37	ORANGE/BLACK	12
11	BLACK/BLUE	36	BLUE/BLACK	11
10	RED/GRAY	35	GRAY/RED	10
9	RED/BROWN	34	BROWN/RED	9
8	RED/GREEN	33	GREEN/RED	8
7	RED/ORANGE	32	ORANGE/RED	7
6	RED/BLUE	31	BLUE/RED	6
5	WHITE/GRAY	30	GRAY/WHITE	5
4	WHITE/BROWN	29	BROWN/WHITE	4
3	WHITE/GREEN	28	GREEN/WHITE	3
2	WHITE/ORANGE	27	ORANGE/WHITE	2
1	WHITE/BLUE	26	BLUE/WHITE	1
PAIR NO.	BODY (TIP)	PIN	TRACER (RING)	PIN
	WIRE COLOR			

ITEM NO.	L(FT)
ICPCSTMM05	5
ICPCSTMM10	10
ICPCSTMM15	15
ICPCSTMM25	25

25-PAIR CABLE ASSEMBLY, M-M, 90°				
ITEM NO.	ICPCSTMMXX	REV.	D	
DWG NO.	PSPCSTMM00	PAGE NO.	2	

CUSTOMER CARE / TECHNICAL SUPPORT * CSR@ICC.COM / 888-ASK-4-ICC (275-4422) * 14700 Alondra Blvd., La Mirada, CA 90638 * www.icc.com