

# R4 Series

## four post open frame racks

mount deeper, heavier components than in two post frame racks. Ideal for servers, networking equipment, routers, switches and more

### features:

- Four post design accepts mounting of deeper, heavier components than two post open frame racks
- Robust design provides an 800 lb. weight capacity
- Rack gangs to additional four post or two post open frame racks
- Available with cage nut style or 12-24 threaded rackrail
- Versatile rack base configures outward for increased stability or inward to conserve floor space
- Ready-to-assemble construction allows easy set up and inexpensive shipping
- Includes 100 qty. mounting hardware



### specifications:

EIA compliant 19" four post open frame rack shall be Middle Atlantic Products model # R4\_\_ (refer to chart). Overall dimensions of rack shall be \_\_ H x \_\_ W x \_\_ D with \_\_ useable rackspaces (refer to chart). Rack shall ship unassembled. Rack shall provide a UL listed load capacity of 800 lbs. Rack shall accept equipment mounting using \_\_ (cage nut style, 12-24 threaded) hardware (refer to chart). Rackrail shall be 14-gauge steel for cage nut rail, 3/16" thick extruded aluminum for 12-24 threaded rail. Top, middle and bottom side brackets shall be 16-gauge steel. Base angles shall be 14-gauge steel and shall mount outward for increased stability or inward to conserve floor space. Rack shall be finished in a durable black powder coat. Open top shall accept mounting of optional cable ladder. Rack shall feature zero-U mounting capabilities for optional cable lacing strips, vertical power strips and cable ducts. R4 rack shall be UL listed in the US and Canada. R4 shall be GREENGUARD Gold Certified. R4 shall be manufactured by an ISO 9001 and ISO 14001 registered company. Four post open frame rack shall be warrantied to be free from defects in material or workmanship under normal use and conditions for the lifetime of the product.

Customizable specification clips available at [middleatlantic.com](http://middleatlantic.com)

EIA/TIA COMPLIANT



PRODUCT CERTIFIED FOR  
LOW CHEMICAL EMISSIONS  
UL.COM/GG  
UL 2818

### options:

- Removable keylocked split side panels shall be model # SPN-R4-xy (x = # of rackspaces) (y = useable depth in inches: 24, 30, 36)
- Vertical cable duct with pre-installed cable grommets and standard front door shall be model # VCD-\_\_-SC for single duct and VCD-\_\_-DC for dual duct design (refer to charts)
- Additional rail kit for R412 models, sold in pairs with hardware included shall be R412-RRx for 12-24 threaded rail (x = # of rackspaces)
- Cage nut Z-Rail adapter for R4CN models shall be model # PRO-R4CN-ZRAX (x = # of rackspaces)
- Additional cage nut rail kit for R4CN models, sold in pairs with hardware included shall be PROR4CN-RRx for cage nut rail (x = # of rackspaces)
- Cable ladder shall mount to open top of the rack, model # CLB-6 for 6' long, 12" wide and CLB-10 for 10' long, 12" wide.
- Vertical lacer bars, shall be model # LACE-x, please see [middleatlantic.com](http://middleatlantic.com) for styles available
- Vertical power strips, shall be model # PDT-x, please see [middleatlantic.com](http://middleatlantic.com) for styles available

what **great systems** are built on.™

A brand of **legrand**

  
**Middle Atlantic Products**

[middleatlantic.com](http://middleatlantic.com) | [middleatlantic.ca](http://middleatlantic.ca)

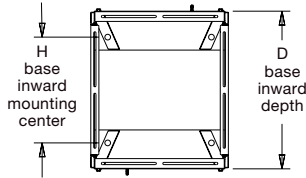
96-01076 / rev e / 5-21-20

# R4 Series

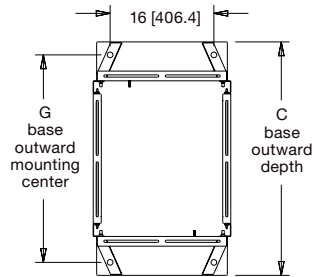
## basic dimensions - cage nut mounting only

all dimensions in inches unless otherwise noted [all dimensions in brackets are in millimeters]

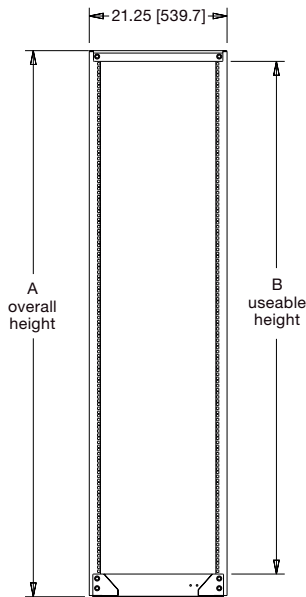
base inward



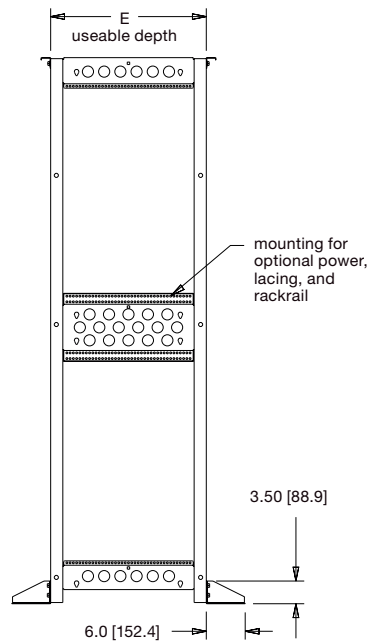
base outward



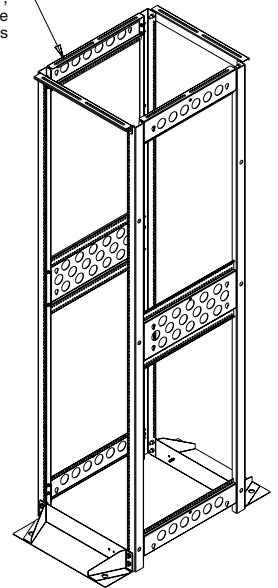
front view



side view



accepts 6", 9", and 12" cable ladder widths



Part #	A Overall Height	B Useable Height	Overall Depth		Mounting Holes		E Useable Depth
			C Base Angles Outward	D Base Angles Inward	G Base Outward	H Base Outward	
R4CN-5136B	96.47 [2450]	91.00 [2311] (52 rackspaces)	48.00 [1219]	36.31 [922]	44.00 [1118]	28.31 [711]	36.00 [914]
R4CN-4536B	84.22 [2139]	78.75 [2000] (45 rackspaces)	48.00 [1219]	36.31 [922]	44.00 [1118]	28.31 [711]	36.00 [914]
R4CN-5130B	96.47 [2450]	91.00 [2311] (52 rackspaces)	42.00 [1067]	30.31 [770]	38.00 [965]	22.31 [567]	30.00 [762]
R4CN-4530B	84.22 [2139]	78.75 [2000] (45 rackspaces)	42.00 [1067]	30.31 [770]	38.00 [965]	22.31 [567]	30.00 [762]
R4CN-5124B	96.47 [2450]	91.00 [2311] (52 rackspaces)	36.00 [914]	24.31 [617]	32.00 [813]	16.31 [414]	24.00 [610]
R4CN-4524B	84.22 [2139]	78.75 [2000] (45 rackspaces)	36.00 [914]	24.31 [617]	32.00 [813]	16.31 [414]	24.00 [610]

what great systems are built on.™

A brand of **legrand**

**MA**

**Middle Atlantic Products**

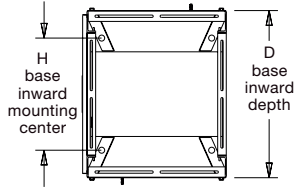
middleatlantic.com | middleatlantic.ca

# R4 Series

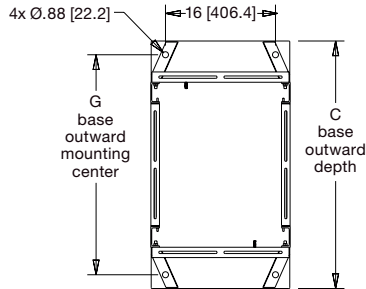
## basic dimensions - 12-24 mounting only

all dimensions in inches unless otherwise noted [all dimensions in brackets are in millimeters]

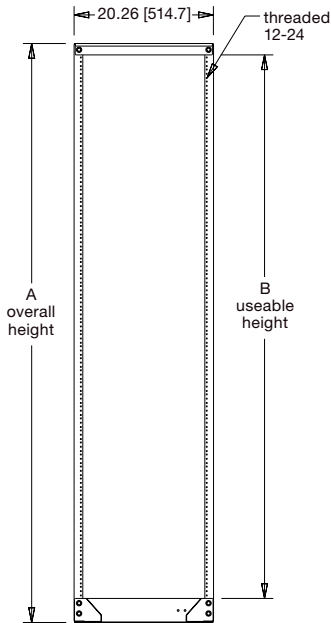
base inward



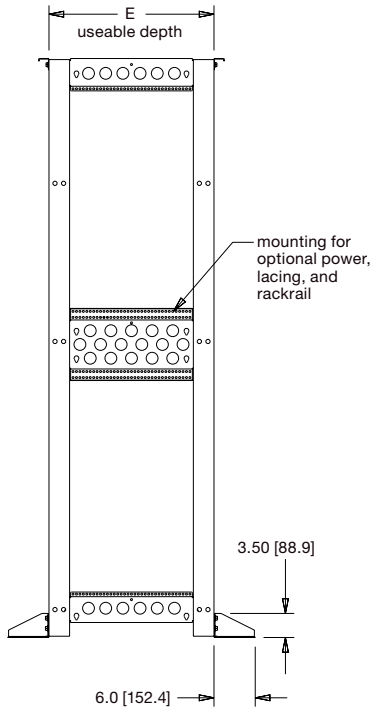
base outward



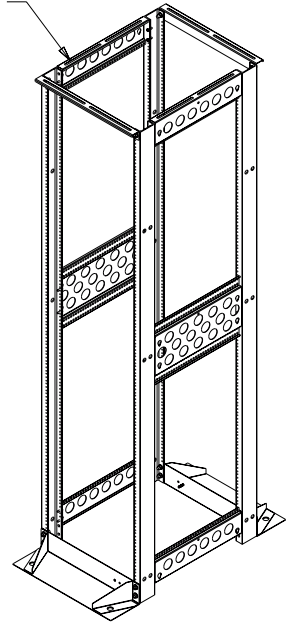
front view



side view



accepts 6", 9", and 12" cable ladder widths



Part #	A Overall Height	B Useable Height	Overall Depth		Mounting Holes		E Useable Depth
			C Base Angles Outward	D Base Angles Inward	G Base Outward	H Base Outward	
R412-5130B	96.47 [2450]	91.00 [2311] (52 rackspaces)	42.00 [1067]	30.31 [770]	38.00 [965]	22.31 [567]	30.00 [762]
R412-4530B	84.22 [2139]	78.75 [2000] (45 rackspaces)	42.00 [1067]	30.31 [770]	38.00 [965]	22.31 [567]	30.00 [762]
R412-3830B	72.22 [1834]	66.50 [1689] (38 rackspaces)	42.00 [1067]	30.31 [770]	38.00 [965]	22.31 [567]	30.00 [762]
R412-5124B	96.47 [2450]	91.00 [2311] (52 rackspaces)	36.00 [914]	24.31 [617]	32.00 [813]	16.31 [414]	24.00 [610]
R412-4524B	84.22 [2139]	78.75 [2000] (45 rackspaces)	36.00 [914]	24.31 [617]	32.00 [813]	16.31 [414]	24.00 [610]
R412-3824B	72.22 [1834]	66.50 [1689] (38 rackspaces)	36.00 [914]	24.31 [617]	32.00 [813]	16.31 [414]	24.00 [610]

what great systems are built on.™

A brand of **legrand**

**MA**  
Middle Atlantic Products

middleatlantic.com | middleatlantic.ca

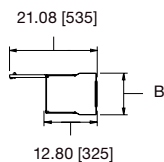
# VCD Series

## basic dimensions

all dimensions in inches unless otherwise noted [all dimensions in brackets are in millimeters]

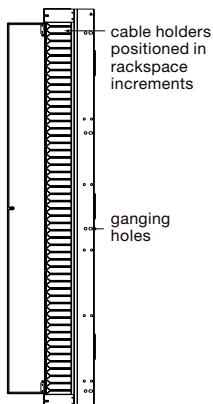
### single duct

top view

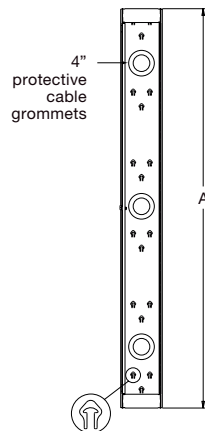


VCD Series Single	A Height	B Width
VCD-6-51-SC	95.98 [2438]	6.00 [152]
VCD-10-51-SC	95.98 [2438]	10.00 [254]
VCD-6-45-SC	83.73 [2127]	6.00 [152]
VCD-10-45-SC	83.73 [2127]	10.00 [254]

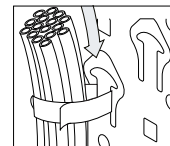
side view  
(front door open)



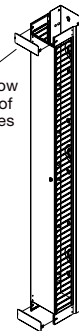
front view  
(front door open)



removable panels allow for easy installation of existing cable bundles

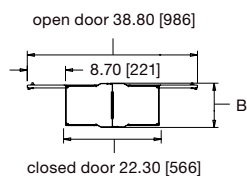


slide-on cable tie posts for dressing pre-assembled cable bundles



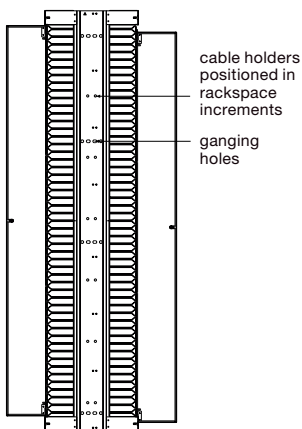
### dual duct

top view

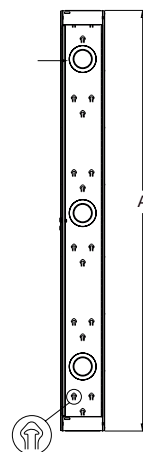


VCD Series Dual	A Height	B Width
VCD-6-45-DC	83.73 [2127]	6.10 [155]

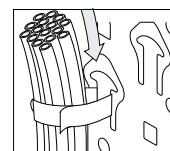
side view  
(front door open)



front view  
(front door open)



removable panels allow for easy installation of existing cable bundles



slide-on cable tie posts for dressing pre-assembled cable bundles

