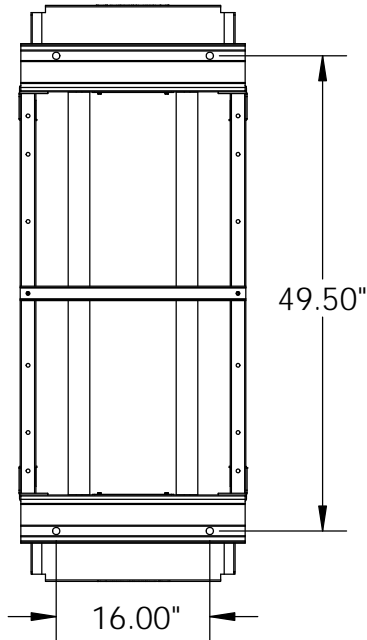
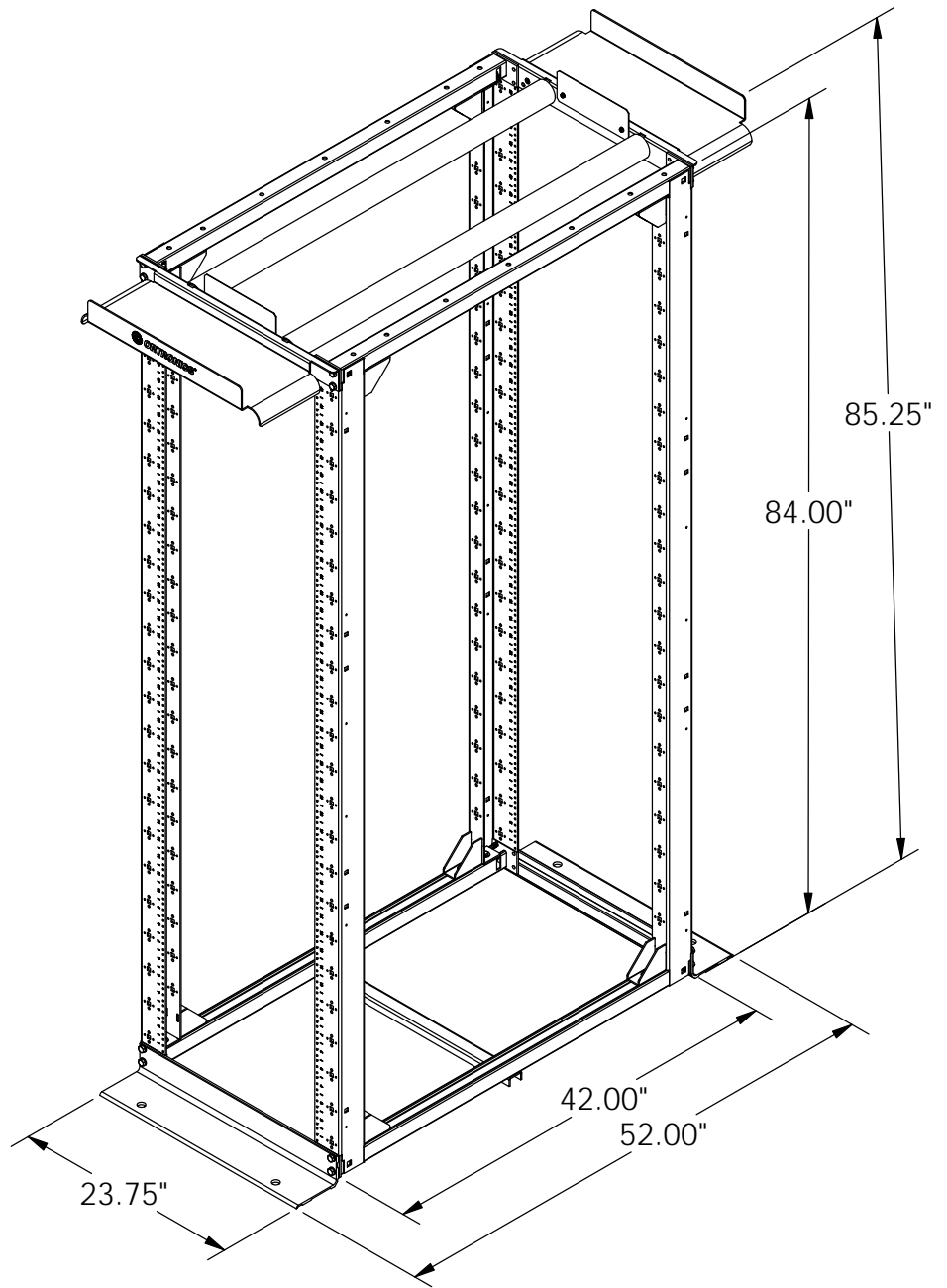
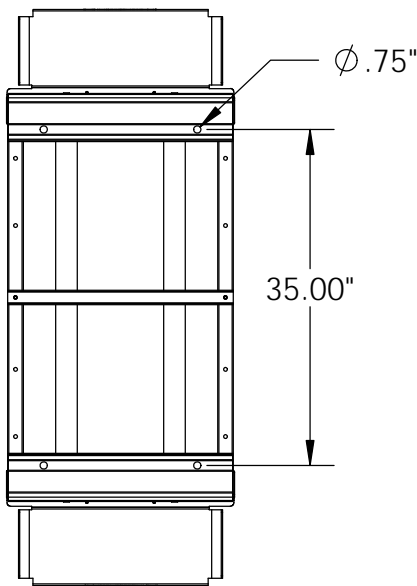


MOUNTING HOLE LOCATIONS

BASE ANGLES FACING OUTWARD



BASE ANGLES FACING INWARD



TESTED TO UL2416 WITH A WEIGHT LOAD OF 2000LBS.

PART NUMBER DESIGNATIONS

PART NUMBER	"X" DENOTES FINISH
OR-MM20742ADJ12-B	BLACK
OR-MM20742ADJ12-W	WHITE

*** NOTICE ***
 THIS DOCUMENT CONTAINS CONFIDENTIAL AND/OR PROPRIETARY INFORMATION INTENDED FOR USE ONLY BY THE INDIVIDUAL(S) PROVIDED. NEITHER THIS DOCUMENT, NOR ANY INFORMATION CONTAINED HEREIN, MAY BE COPIED, DISTRIBUTED, DISCLOSED TO ANY THIRD PARTY OR USED IN ANY MANNER OTHER THAN FOR WHICH IT HAS BEEN PROVIDED, WITHOUT THE PRIOR WRITTEN CONSENT OF ORTRONICS, INC. MANUFACTURING RELEASE, PRODUCT SPECIFICATIONS AND STANDARDS ARE SUBJECT TO CHANGE WITHOUT NOTICE.



ORTRONICS®

125 EUGENE O'NEILL DRIVE
 NEW LONDON, CT 06320
 TEL: 860-445-3800
 FAX: 860-405-2990
 WWW.ORTRONICS.COM

TITLE
MM20, 4POST 42" ADJUSTABLE RACK, 7FT, 12-24 TAPPED

	NAME	DATE	SIZE	CAD FILE	DWG NO	REV
DWN	CV	4/24/2014	A	MM20742ADJ12XC	OR-MM20742ADJ12-X	00
CHK	CAC	4/24/2014	SCALE	1:24	SHEET	1 OF 1
APPR	CV	4/24/2014				