


RFP,  
RF26252CH / CD, RF26352CH / CD

### Wireless Plug Load Control Driven by Simplicity and Efficiency

Plug Load Control requirements are being driven by expanded codes and standards with the common goal of energy efficiency in mind. These requirements can often pose challenges when laying out a building, constructing electrical systems, and identifying controlled receptacles. Legrand's suite of Plug Load Control solutions is designed with simplicity in mind, and helps to make plug load control requirements easy to understand, navigate, and implement.

Plug load control can be easily achieved by installing the Legrand RF Receptacle into the branch wiring system and tying the low voltage RF Signal Pack into an occupancy sensor and 24Vdc power pack (PWP120277). The two are bound by a reliable wireless, RF connection. The RF Receptacle features an internal relay to switch the plug load on/off according to the sensor's command. The receptacle's feed-thru capability offers a simple and efficient means for energy savings and code compliance.



NOTE: Items sold separately

### FEATURES & BENEFITS

**Receptacle compliant with**  
2014 NEC, CA Title 24, and ASHRAE 90.1.

**Product meets requirements of UL498B:**  
Receptacles with integral switching means.

**Binding button on face**  
also serves as a manual override.

**Simple, three-step binding process**  
for wireless communication with RF Signal Pack.

**Corrosion-resistant, plated steel strap**  
locked into face and back body to resist pulling  
away from face/body assembly.



RF26352CDW

**Feed-thru capability**  
allows for downstream control of  
multiple receptacles.

**.032 inch thick, brass,  
triple-wipe power contacts**  
for lasting retention.

**LED Indicator Light**  
on the receptacle guides binding process  
and indicates power to the receptacle.

**Permanently molded face**  
offers clear identification of controlled  
receptacle for end users.

**Auto-ground**  
eliminates the necessity to terminate  
grounding conductor in device

### FIELD USES/VERTICAL MARKETS

- Commercial Office
- Education
- Hospitality/Lodging
- Retail



# PASS & SEYMOUR®

## Plug Load RF Receptacle/ Plug Load RF Signal Pack

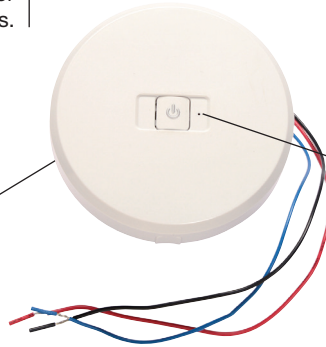
### FEATURES & BENEFITS

**One RF Signal Pack**  
can bind to up to 16 RF Receptacles for convenient new and retrofit solutions.

**Communication range**  
of 30 feet in worst-case environment;  
up to 150 feet in ideal environment

**Low profile design**  
allows device to blend seamlessly into any décor

**Push-in locking tabs allow for convenient rotation**  
after installation to improve RF communication.



RFP

**Operates in a quiet 915 MHz band.**

**Compliant with Part 15 of the FCC Rules.**

**LED Indicator Light**  
on the signal pack guides the binding process.

**Two mounting options (Acoustic Tile Mounting and Keyhole Mounting)**  
offer productive solutions for fast, convenient installation.

### TECHNICAL INFORMATION

Part #	Ratings	Color	NEMA Config.
<b>Half-Controlled Receptacles</b>			
RF26252CH	15A, 125V	Brown	5-15R
RF26252CHI	15A, 125V	Ivory	5-15R
RF26252CHW	15A, 125V	White	5-15R
RF26252CHGRY	15A, 125V	Gray	5-15R
RF26252CHLA	15A, 125V	Light Almond	5-15R
RF26252CHBK	15A, 125V	Black	5-15R
RF26252CHGR	15A, 125V	Green	5-15R
RF26352CH	20A, 125V	Brown	5-20R
RF26352CHI	20A, 125V	Ivory	5-20R
RF26352CHW	20A, 125V	White	5-20R
RF26352CHGRY	20A, 125V	Gray	5-20R
RF26352CHLA	20A, 125V	Light Almond	5-20R
RF26352CHBK	20A, 125V	Black	5-20R
RF26352CHGR	20A, 125V	Green	5-20R

Part #	Ratings	Color	NEMA Config.
<b>Dual-Controlled Receptacles</b>			
RF26252CD	15A, 125V	Brown	5-15R
RF26252CDI	15A, 125V	Ivory	5-15R
RF26252CDW	15A, 125V	White	5-15R
RF26252CDGRY	15A, 125V	Gray	5-15R
RF26252CDLA	15A, 125V	Light Almond	5-15R
RF26252CDBK	15A, 125V	Black	5-15R
RF26252CDGR	15A, 125V	Green	5-15R
RF26352CD	20A, 125V	Brown	5-20R
RF26352CDI	20A, 125V	Ivory	5-20R
RF26352CDW	20A, 125V	White	5-20R
RF26352CDGRY	20A, 125V	Gray	5-20R
RF26352CDLA	20A, 125V	Light Almond	5-20R
RF26352CDBK	20A, 125V	Black	5-20R
RF26352CDGR	20A, 125V	Green	5-20R

Part #	Ratings	Color	NEMA Config.
<b>RF Signal Pack</b>			
RFP	N/A	White	N/A

Part #	Ratings	Color	NEMA Config.
<b>Power Pack</b>			
PWP120277	20A, 120/277V (input) 24Vdc / 225mA (output)	White	N/A

For more information on these and other P&S products refer to our Catalog or visit our web site.

# PASS & SEYMOUR®

## Plug Load RF Receptacle/ Plug Load RF Signal Pack



### TECHNICAL SPECIFICATIONS

#### 3rd Party Compliance

RF Receptacles:  
 UL listed to Standards: 498B, 498, 244A, Fed Spec WC-596  
 CSA C22.2 No. 42  
 Conforms to NEMA WD-1 and WD-6; Title 24 Compliant  
 RF Signal Pack:  
 Transmitter in compliance with Part 15 of FCC Rules, Class B  
 Tested to UL 244A

#### Performance

##### Electrical

Dielectric Voltage	Withstands 2000V minimum
Maximum Working Voltage	125V
Current Interrupting	Certified for current interrupting at full-rated current
Temperature Rise	30°C at maximum-rated current
Input Voltage (RFP)	24Vdc from occupancy sensor's power pack
Input Current (RFP)	<40mA when transmitting; <1mA average

##### Mechanical


Terminal Identification	Terminal identification in accordance with UL498 (brass, white, green)
Terminal Accommodation	#14 AWG - #10 AWG copper conductor only
Product Identification	Ratings are permanent part of the device

##### Wireless

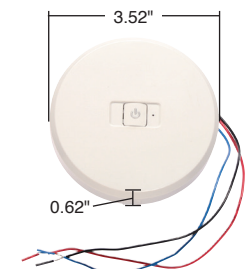
Communication Range	30 feet obstructed; up to 150 feet clear line of sight
Communication Channel	Operates on a quiet 915 MHz FCC band

##### Environmental

Flammability	UL94 V2
Operating Temperature	Maximum continuous +60°C, minimum -40°C without impact



Dimensions for  
15 & 20 Amp



Dimensions for  
Signal Pack

#### Material Specs

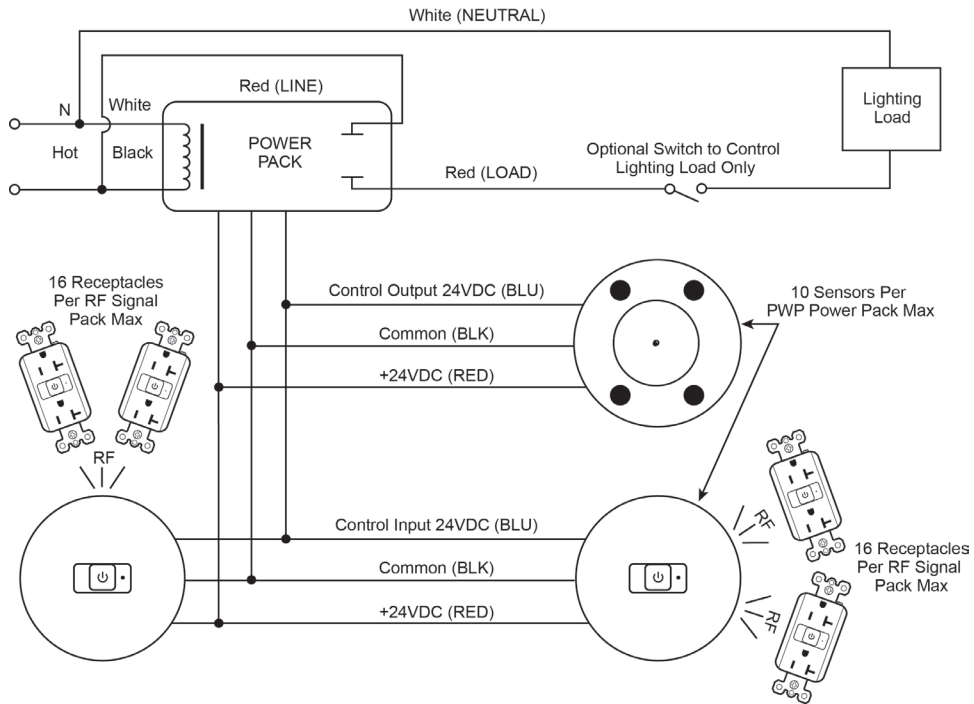
##### RF Receptacles:

Cover: Polycarbonate  
 Back Body: Polycarbonate  
 Mounting Strap: 0.042" Zinc-plated steel  
 Line Terminals: 0.031" 260 Brass  
 Back-wire Pressure Plate: 0.065" Steel  
 Auto-Ground Clip: Plated steel  
 Terminal Screws: Tri-Drive Plated steel #8-32  
 Hex-Head Grounding Screw: Tri-Drive Steel  
 Binding Button: Polycarbonate  
 LED: Green / Amber

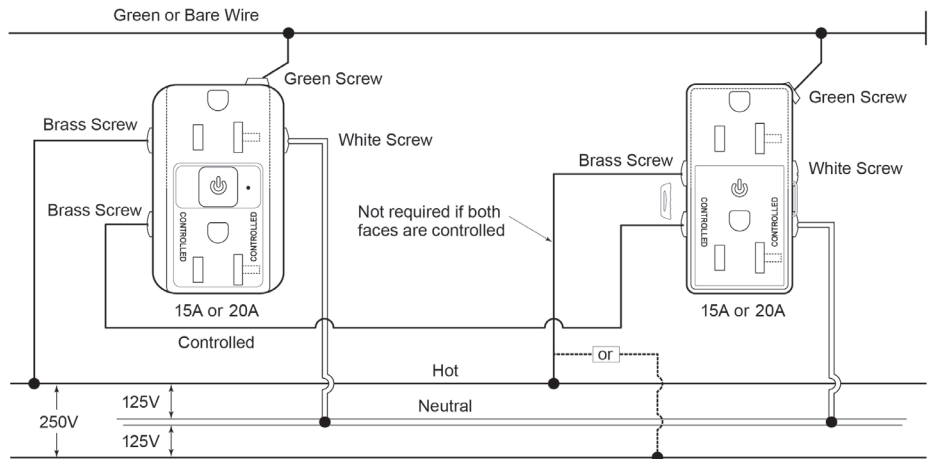
##### RF Signal Pack:

Enclosure Material: Polycarbonate  
 Mounting: Mounting hardware for acoustic ceiling tile and keyhole mounting template included

## PLUG LOAD RF RECEPTACLE & SIGNAL PACK WIRING DIAGRAM



## RECEPTACLE WIRING DIAGRAM



## ALSO AVAILABLE...

- Hospital Grade Devices
- TVSS & Isolated Ground Devices
- Ground Continuity Monitoring (GCM)
- Straight Blade Plugs & Connectors
- Turnlok® Locking Devices
- Weatherproof Boxes & Covers
- IEC 309 Industrial Products
- Flexcor® Wire Mesh Grips
- Bulk Solutions



### Electrical Wiring Systems

P.O. Box 4822  
Syracuse, NY 13221-4822  
Phone: 1.800.776.4035  
[www.legrand.us/passandseymour](http://www.legrand.us/passandseymour)

570 Applewood Crescent  
Vaughan, Ontario L4K 4B4  
Phone: 905.738.9195  
[www.legrand.ca](http://www.legrand.ca)