

# Pan Box for 1/2" and 5/8" Drywall

Supports Fans, Fixtures up to 70 lbs.




**FBS405**  
Steel Fan/Fixture  
Box with Bright,  
Clean Finish

Turn power off before beginning electrical installation.

Install FBS405 on joist using shipped-in-place screw near center of box.




Remove these parked-in-place screws. Use them to mount bracket.



Mount the fan/fixture bracket into the drilled holes.

Mount fan or fixture per manufacturer's instructions.

Drill (2) 1/8" diameter holes into joist through the elongated openings on each side of box. Remove the (2) long screws noted above to mount the fan/fixture bracket.



Protective plastic tips


FBS405 ships with mud cover in place

Installation screws ship parked in place until used

Installed NM cable connector

6.0 cubic inch volume

Green ground screw



## Steel FAN/FIXTURE BOX w/ Bright, Clean Finish

| Catalog #             | UPC/DCI/NAED Mfg. #01 8997 | Ceiling Thickness | Unit Pkg | Std Pkg |
|-----------------------|----------------------------|-------------------|----------|---------|
| <b>FBS405</b>         | 76185                      | 1/2" and 5/8"     | 25       | 25      |
| 6.0 cubic inch volume |                            |                   |          |         |



**Arlington**

1 Stauffer Industrial Park  
Scranton, PA 18517  
800/233.4717  
Fax 570/562.0646  
www.aifittings.com

©2003 Arlington Industries, Inc.

Distributed by

**Mounts directly to joist  
for a secure UL/CSA Listed  
Installation!**