VerifEye™ Building Manager Online

Simplified Energy Data and Billing Software

Description

VerifEye™ Building Manager Online (BMO) web-based software provides the Measurement & Verification (M&V) tools necessary to get the most out of your submetering system.

Base Module

The VerifEye Building Manager Online Base Module provides all the core features to summarize energy information to identify consumption and demand patterns in defined time intervals.

BMO Base Module functionality allows end users to plot charts and view data quickly without any custom software installed on a PC. Intuitive to use, end users can simply log on to the BMO website with their designated user name and password to view user set alarms and graphical and historical data in intervals from one year to as little as an hour with a few clicks.

BMO assists end users in meeting energy submetering requirements found in local and national Energy Codes such as ASHRAE 90.1-2016, CA T-24 2019, Seattle Energy Code and New York Law 88. Create virtual meters to easily report on aggregated end use energy loads such as lighting, HVAC, plug loads, and other equipment. Generate data-based reports for whole building energy sources as well as internal buildings systems.

BMO offers additional modules for advanced reporting and tenant billing applications.

Features

- Capture whole building energy sources for electric, gas, water, steam and BTUs
- Create virtual meters to report aggregated loads for lighting, HVAC, etc.
- Software supports industry standard 15-minute interval data
- Long-term cloud based data storage while active subscription is maintained, meeting the 36 month requirements for energy code and LEED
- Remote support for account activation, system setup and configuration
- Immediate access to updates and feature enhancements included with subscription

Applications

- Commercial
- Government
- Education
- Industrial
- Multiple Dwelling Units (MDUs)
- Mixed Use Buildings (Retail & Residential)

Leviton Manufacturing Co., Inc. Lighting & Controls
10385 SW Avery Street, Tualatin, OR 97062 **tel** 800-736-6682 **tech line** (6:00AM-4:00PM PT Mon-Fri) 800-959-6004
©2024 Leviton Manufacturing Co., Inc. All rights reserved. Subject to change without notice.

Advanced Reporting

VerifEye Building Manager Online Advanced Reporting Module adds additional reporting, analytics and display features to this dynamic platform. It displays a wide variety of energy information with easy to use graphics tools and configurable dashboards. Display energy usage and cost data specific to multiple buildings and portfolios in 15-minute intervals. Generate date-based reports for any user-defined parameter including energy, demand and cost for any meter point in the local architecture. Energy goals can be set at thebuilding or portfolio level and the system can be programmed to send alerts and alarms via email.

Features

- Software platform tool with a capacity for managing an entire portfolio of buildings
- Configure dashboards to graphically display user defined energy information data
- View building information updated in 15-minute ntervals—energy usage, measured parameters, cost metrics and more
- Set goals for energy usage at the building or portfolio level
- Receive alerts and alarms via email
- Create virtual meters to report aggregated loads for lighting, HVAC, etc.

Public Kiosk Display

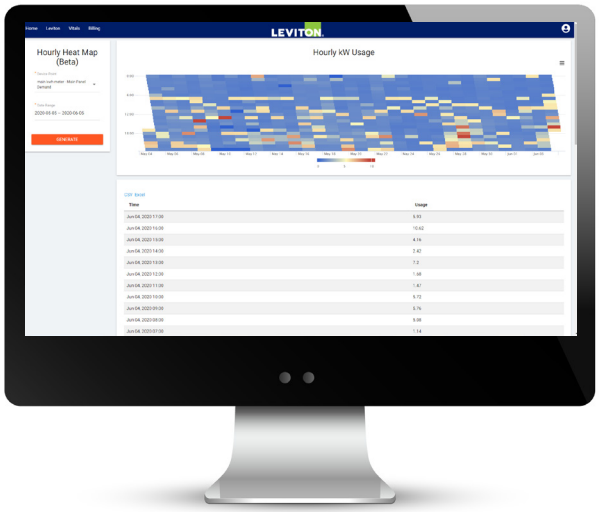

Hourly Heat Map

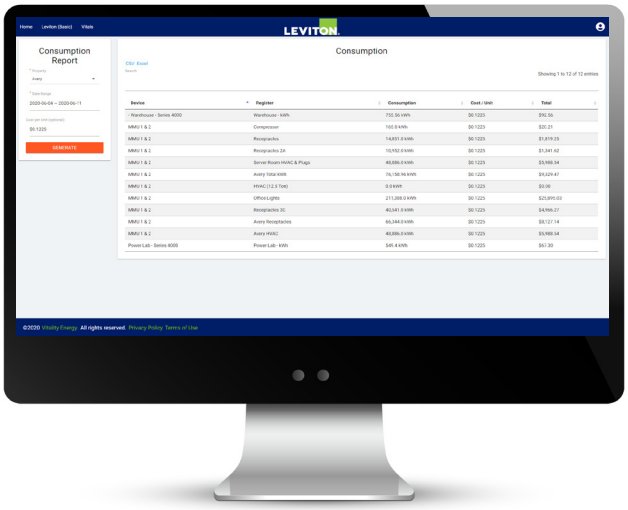

Consumption Report

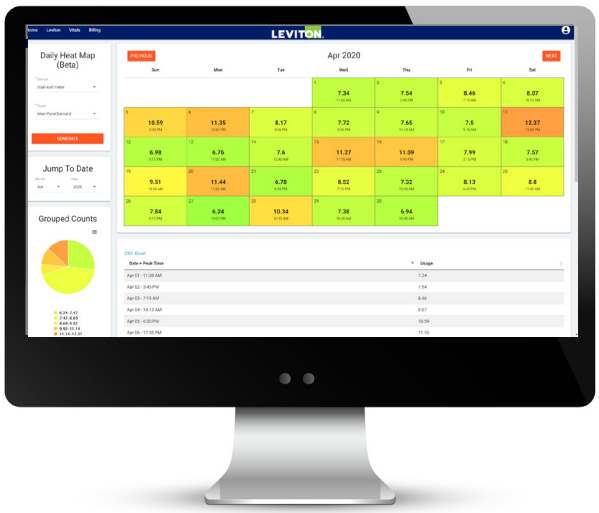

Daily Heat Map

Tenant Billing

VerifEye Building Manager Online Tenant Billing Module allows multi-unit property operators to equitablyallocate and invoice individual tenant utility costs and capture and allocate common area costs across portfolios of buildings and facilities. The platform provides a variety of billing summary reports as well as a portal for tenants to individually view their energy usage information online.

Features

- Configure tenant data and assign any meter to any tenant
- Create tariffs for current and future use at the entire building level—simple, tiered or time of use (TOU)
- Generate tenant invoices for any user selected data range
- Convenient email function for monthly invoices
- View management summary reports for each billing period
- Export invoices as PDFs
- Provides a graphical representation of energy usage data to support tenant bills

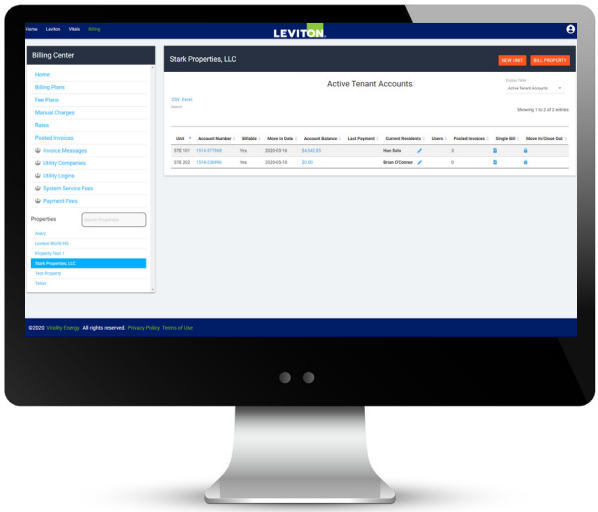

View Tenant Accounts

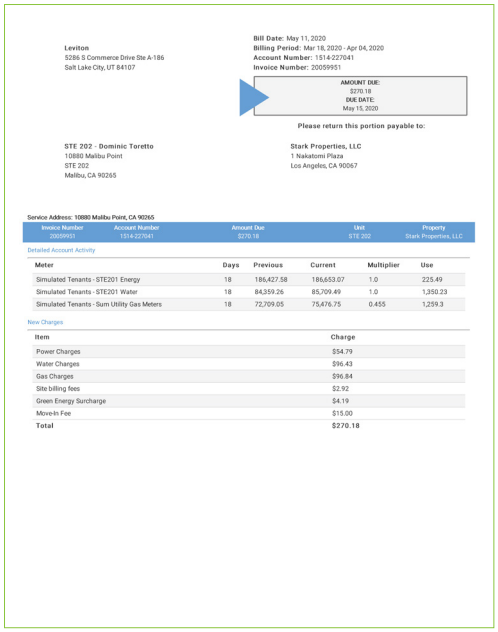

Leviton
5286 S Commerce Drive Ste A-186
Salt Lake City, UT 84107

Bill Date: May 11, 2020
Billing Period: Mar 18, 2020 - Apr 04, 2020
Account Number: 1514-227041
Invoice Number: 20059951

AMOUNT DUE: $270.18
DUE DATE: May 15, 2020

Please return this portion payable to:

STE 202 - Dominic Toretto
10880 Malibu Point
STE 202
Malibu, CA 90265

Stark Properties, LLC
1 Nakatomi Plaza
Los Angeles, CA 90067

Service Address: 10880 Malibu Point, CA 90265

Invoice Number	Account Number	Amount Due	Unit	Property
20059951	1514-227041	$270.18	STE 202	Stark Properties, LLC

Detailed Account Activity

Meter	Days	Previous	Current	Multiplier	Use
Simulated Tenants - STE201 Energy	18	186,427.58	186,653.07	1.0	225.49
Simulated Tenants - STE201 Water	18	84,359.26	85,709.49	1.0	1,350.23
Simulated Tenants - Sum Utility Gas Meters	18	72,709.05	75,476.75	0.455	1,259.3

New Charges

Item	Charge
Power Charges	$54.79
Water Charges	$96.43
Gas Charges	$96.84
Site billing fees	$2.92
Green Energy Surcharge	$4.19
Move-In Fee	$15.00
Total	**$270.18**

Invoice

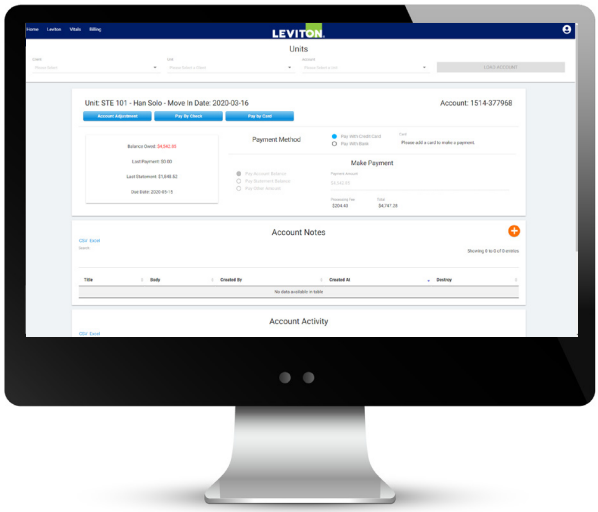

Create Tailored Billings Plans

	Base Energy Management	Energy Management with Advanced Reporting	Tenant Billing
	Web-Based Software		
Primary Functions	Provides a summary of energy profiles to help identify high and low consumption as well as energy usage patterns for user defined intervals. Populates reports based on user configured preferences. Assists end users in meeting the growing requirements of local and national energy codes such as Title 24, ASHRAE 90.1, Seattle Energy Code and New York Local Law 88.	Includes all the functionality of the Base Module with the addition of enhanced reporting and dashboarding features. Adds support for Daily and Hourly Heat Maps, Drift Analysis reporting and Kiosk display. Provides custom report design features.	Monitor individual units to create invoices and tenant billing reports. Supports an online portal for tenants to log in and monitor their usage and billing information. Includes all the features of both the Base and Advanced Reporting Modules.

Leviton Manufacturing Co., Inc. Lighting & Controls
10385 SW Avery Street, Tualatin, OR 97062 **tel** 800-736-6682 **tech line** (6:00AM-4:00PM PT Mon-Fri) 800-959-6004
©2024 Leviton Manufacturing Co., Inc. All rights reserved. Subject to change without notice.

Ordering Information

Base Module	
Cat. No.	**Description**
BMOBM-050	BMO Energy Management Software - Annual License (50 Data Points)
BMOBM-M50	BMO Energy Management Software - Monthly License (50 Data Points)
Advanced Reporting Module	
Cat. No	**Description**
BMOAR-050	BMO Energy Management Software with Advanced Reporting - Annual License (50 Data Points)
BMOAR-M50	BMO Energy Management Software with Advanced Reporting - Monthly License (50 Data Points)
Tenant Billing Module	
Cat. No.	**Description**
BMOTB-050	BMO Tenant Billing Software - Annual License (50 Data Points)
BM0TB-M50	BMO Tenant Billing Software - Monthly License (50 Data Points)
Support Services	
Cat. No.	**Description**
BMOSW-STP	BMO Short Term Support Plan (90 Days)
BMOSW-LTP	BMO Long Term Support Plan (1 Year)

Leviton Manufacturing Co., Inc. Lighting & Controls
10385 SW Avery Street, Tualatin, OR 97062 **tel** 800-736-6682 **tech line** (6:00AM-4:00PM PT Mon-Fri) 800-959-6004

Leviton Manufacturing Co., Inc. Global Headquarters
201 North Service Road, Melville, NY 11747-3138 **tel** 800-323-8920 **tech line** (8:00AM-10:00PM ET Mon-Fri, 9:00AM-7:00PM ET Sat, 9:00AM-5:00PM ET Sun) 800-824-3005

Visit our Website at: www.leviton.com/submeter-software
©2024 Leviton Manufacturing Co., Inc. All rights reserved. Subject to change without notice.

G-10436C/E25mm
REV MAY 2024