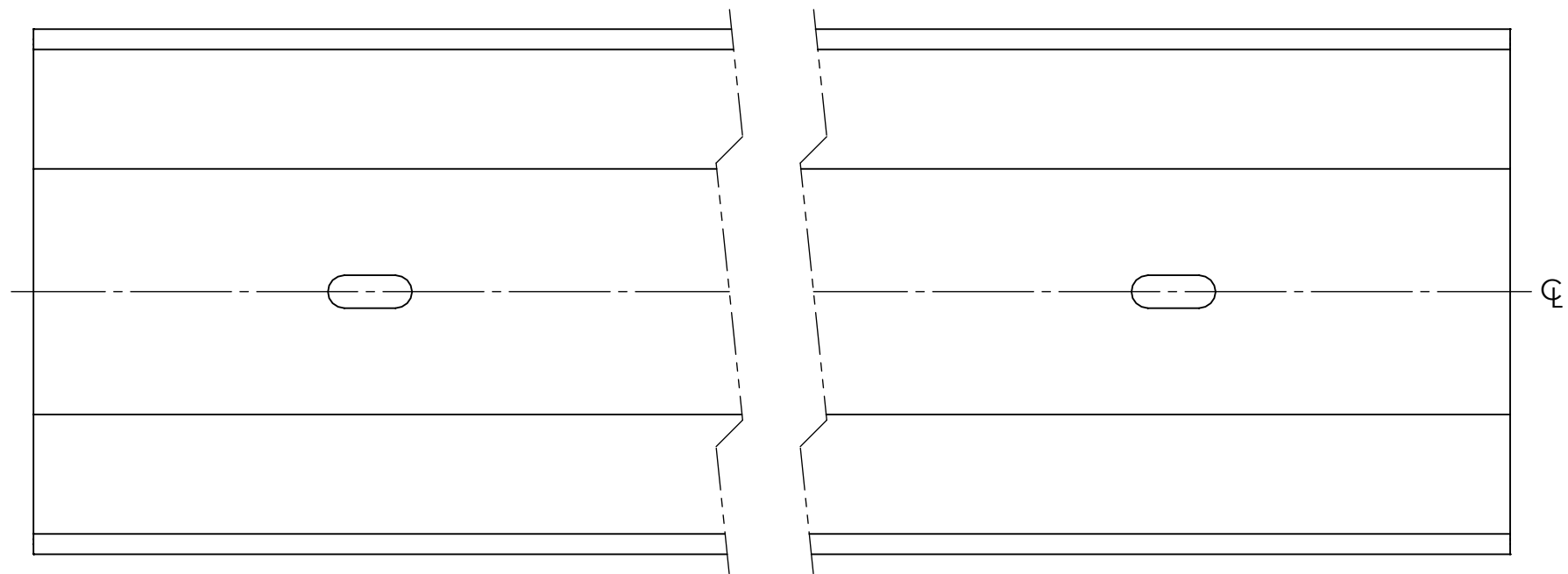
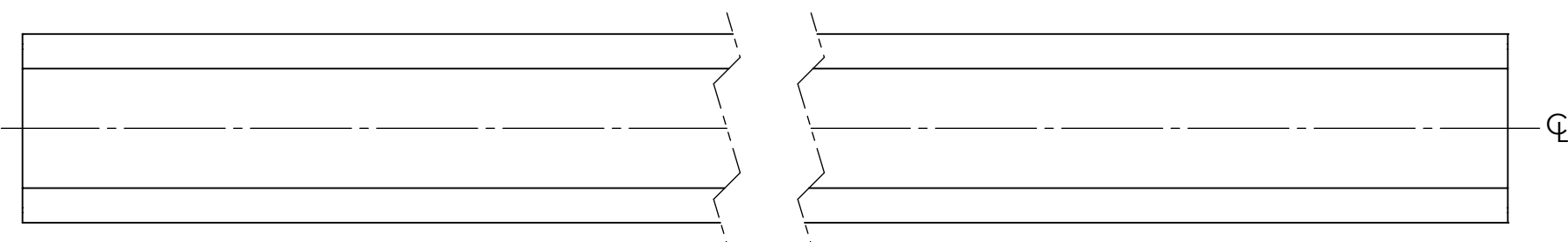
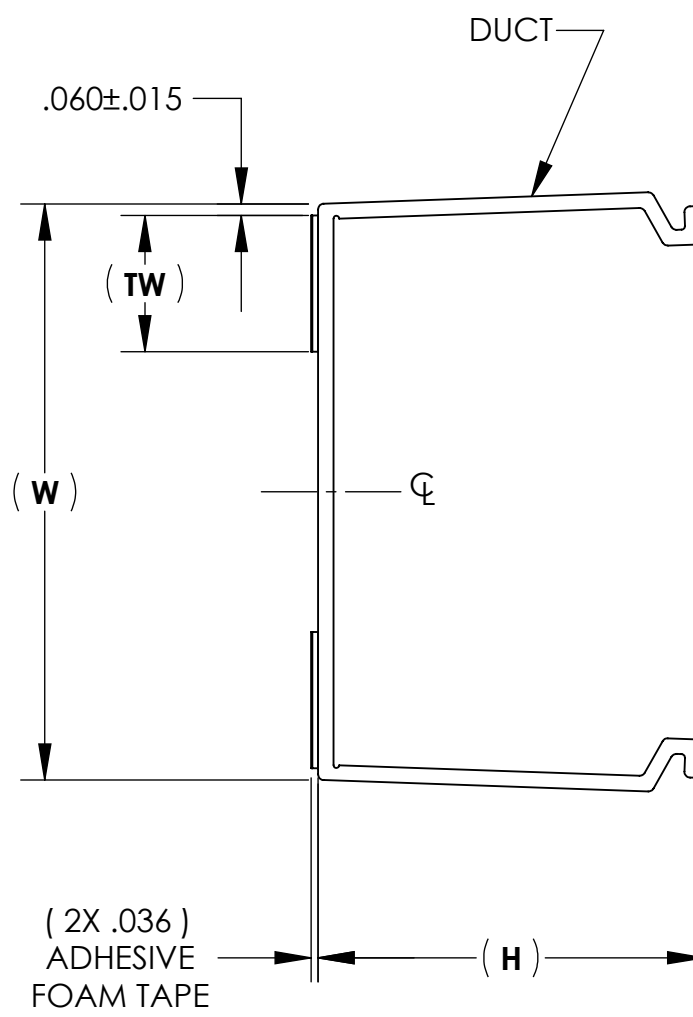


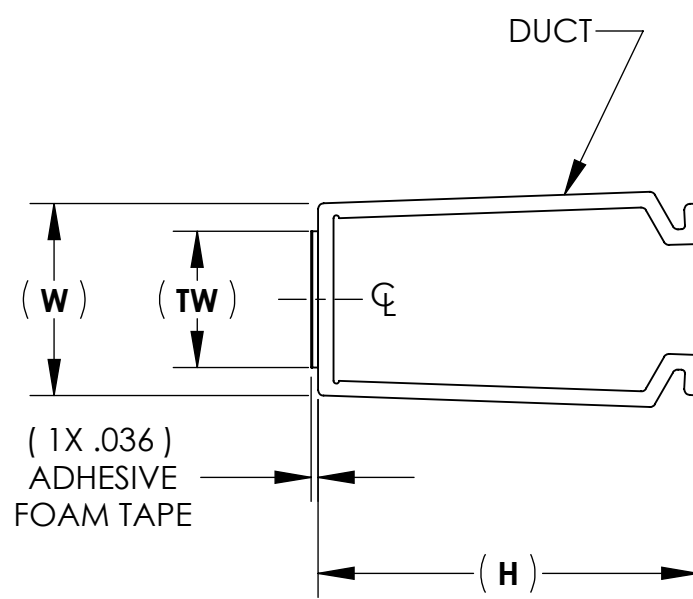
Revision level		Revision Record	Changed	Date	Approved	Date
Drawing	Part					
07	-	SEE ECN# 011666	KAC	10/28/2010		12/30/1899



2 ADHESIVE STRIP CONFIGURATION



1 ADHESIVE STRIP CONFIGURATION



DESCRIPTION	DUCT		ADHESIVE TAPE (PER DWG. HW09-0241-001DTL)		
	TYPE (W X H)	MATERIAL DRAWING NO.	NO. OF STRIPS	PART NO.	(TW)
SOLID DUCT WITH RUBBER BASED FOAM ADHESIVE	SDA.5 X H	DT2010051DTL	1	URAD3	.710
	SDA.75 X H	DT2010076DTL	1	URAD3	.710
	SDA1 X H	DT07-021-102DTL	1	URAD3	.710
	SDA1.5 X H	DT07-021-152DTL	1	URAD4	1.062
	SDA2 X H	DT07-021-202DTL	2	URAD3	.710
	△07 SDA2.5 X H	DT07-021-252DTL	2	URAD3	.710
	SDA3 X H	DT07-021-302DTL	2	URAD3	.710
	SDA4 X H	DT07-021-402DTL	2	URAD3	.710
SLOTTED DUCT WITH RUBBER BASED FOAM ADHESIVE	SLA1 X H	DT07-021-102DTL	1	URAD3	.710
	SLA1.5 X H	DT07-021-152DTL	1	URAD4	1.062
	SLA2 X H	DT07-021-202DTL	2	URAD3	.710
	△07 SLA2.5 X H	DT07-021-252DTL	2	URAD3	.710
	SLA3 X H	DT07-021-302DTL	2	URAD3	.710
	SLA4 X H	DT07-021-402DTL	2	URAD3	.710
SLOTTED HIGH DENSITY DUCT WITH RUBBER BASED FOAM ADHESIVE	SLHDA1 X H	DT07-021-103DTL	1	URAD3	.710
	SLHDA1.5 X H	DT07-021-153DTL	1	URAD4	1.062
	SLHDA2 X H	DT07-021-203DTL	2	URAD3	.710
	△07 SLHDA2.5 X H	DT07-021-253DTL	2	URAD3	.710
	SLHDA3 X H	DT07-021-303DTL	2	URAD3	.710
	SLHDA4 X H	DT07-021-403DTL	2	URAD3	.710

Notes	Material SEE CHART RoHS COMPLIANT	Units inches Dimension without tolerances details to: .xxxx = ±.0005 .xxx = ±.005 .xx = ±.01 .x = ±.03 None = ±.06 ∠ = ±0.5°	The copyright of this drawing is reserved by HellermannTyton. It is issued on condition that it is not reproduced, copied, or disclosed to a third party, either wholly or in part, without the consent of HellermannTyton.	Drawn KAC	06/23/2009	Article/Type-No SEE CHART	Scale 1:1
				Approved	12/30/1899		
						Drawing-No DT07-021-001ASM	Pre-Production : Phase Format C Sheet 1/1