



Middle Atlantic Products

EXCEPTIONAL SUPPORT & PROTECTION™

HCM Series Horizontal Cable Management



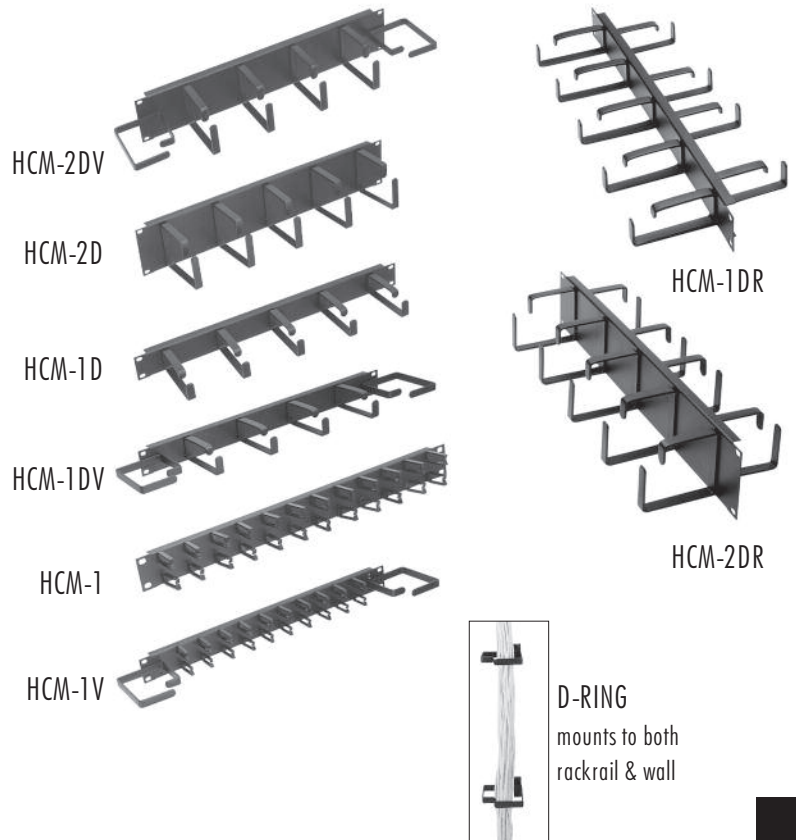
EIA/TIA Compliant

Organize patch cords and maintain the required bend radius with a variety of rackmount cable managers

Features

- Variety of sizes and styles to suit any application
- D-RING cable manager can mount to both rackrail or a wall
- Accommodate up to 240 CAT5e cables using the recommended 50% fill rate, depending on model
- Durable flat black powder coat finish

* For more cable management solutions, see the Middle Atlantic Products Master Catalog or visit middleatlantic.com



Architects' and Engineers' Specifications

HCM Horizontal 19" Cable Managers

EIA/TIA compliant rackmount cable manager shall be Middle Atlantic Products model #HCM-__. Horizontal cable manager shall use __ cable rings (refer to chart). Cable rings shall be filled using a recommended 50% fill rate, accommodating up to __ CAT5e cables (refer to chart). Horizontal cable manager shall be constructed with 16-gauge steel panel and finished in a durable flat black powder coat. Horizontal cable managers shall be GREENGUARD Indoor Air Quality Certified for Children and Schools. Horizontal cable managers shall be manufactured by an ISO 9001 and ISO 14001 registered company. Horizontal cable managers shall be warranted to be free from defects in material or workmanship under normal use and conditions for the lifetime of the product.

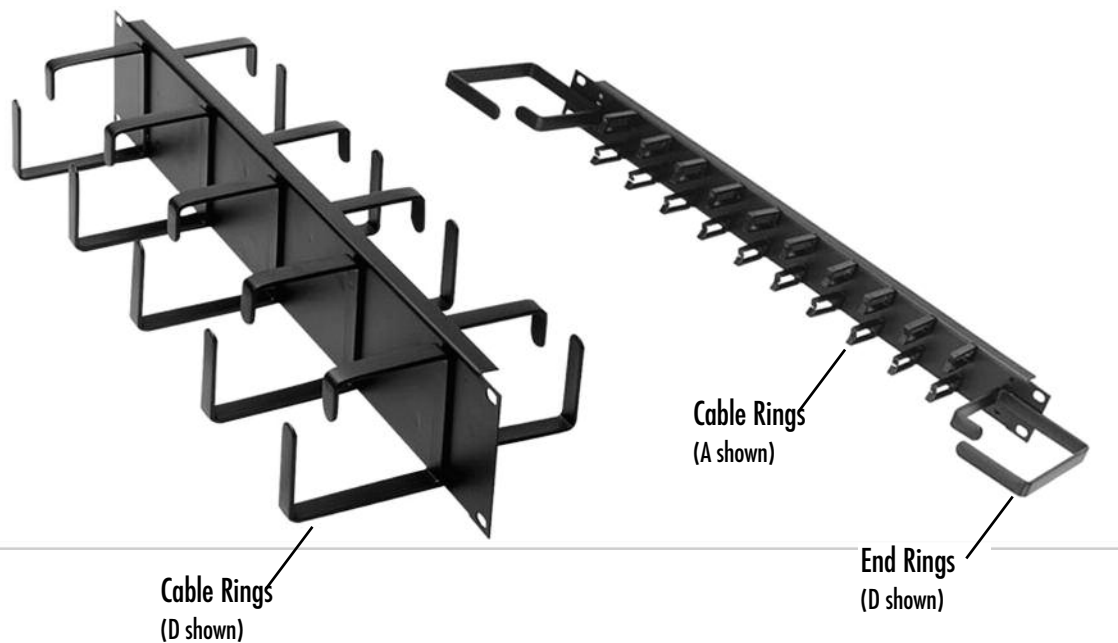
D-RING Cable Management Ring

Wall mount and rackrail mount cable management ring shall be Middle Atlantic Products model #D-RING. D-RING shall provide an interior dimension of 7.5 square inches. D-RING shall be filled using a recommended 50% fill rate, accommodating up to 120 CAT5e cables. D-RING shall be constructed of 11-gauge steel and finished in a durable flat black powder coat. D-RING shall be GREENGUARD Indoor Air Quality Certified for Children and Schools. D-RING shall be manufactured by an ISO 9001 and ISO 14001 registered company. D-RING shall be warranted to be free from defects in material or workmanship under normal use and conditions for the lifetime of the product.

CUSTOMIZABLE SPECIFICATION CLIPS AVAILABLE AT MIDDLEATLANTIC.COM

HCM-2DR

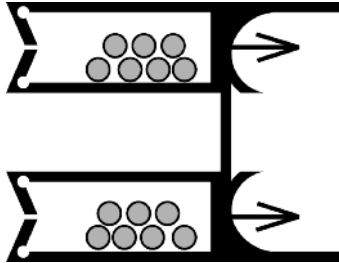
HCM-1V



Part #	Description	Panel Width	Cable Rings* (see reference guide)	End Rings* (see reference guide)
HCM-1	1-3/4" (1 sp.) "micro-clip" style	19"	A	-
HCM-1V	1-3/4" (1 sp.) "micro-clip" style w/ end rings	19"	A	D
HCM-1D	1-3/4" (1 sp.) D-RING style	19"	B	-
HCM-1DV	1-3/4" (1 sp.) D-RING style w/ end rings	19"	B	D
HCM-2D	3-1/2" (2 sp.) D-RING style	19"	D	-
HCM-2DV	3-1/2" (2 sp.) D-RING style w/ end rings	19"	D	D
HCM-1DR	1-3/4" (1 sp.) D-RING style, front and rear	19"	C	-
HCM-2DR	3-1/2" (2 sp.) D-RING style, front and rear	19"	E	-
D-RING	wall mount / rackmount D-RING	-	D	-

*** Cable Capacity Reference Guide**

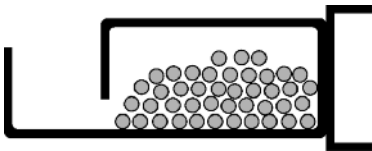
A



Cabling area: 0.90 in²

of typical CAT5e cables at recommended 50% fill rate: 14

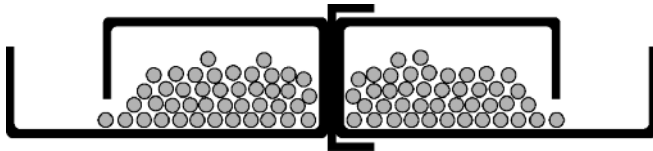
B



Cabling area: 3.125 in²

of typical CAT5e cables at recommended 50% fill rate: 50

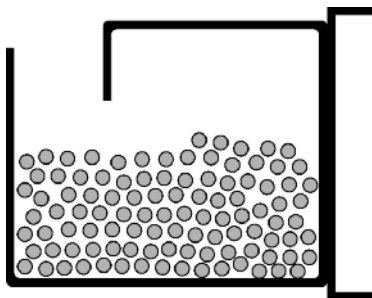
C



Cabling area: 6.25 in²

of typical CAT5e cables at recommended 50% fill rate: 100

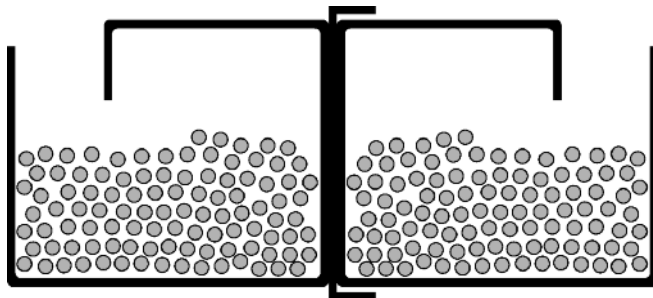
D



Cabling area: 7.5 in²

of typical CAT5e cables at recommended 50% fill rate: 120

E



Cabling area: 15 in²

of typical CAT5e cables at recommended 50% fill rate: 240

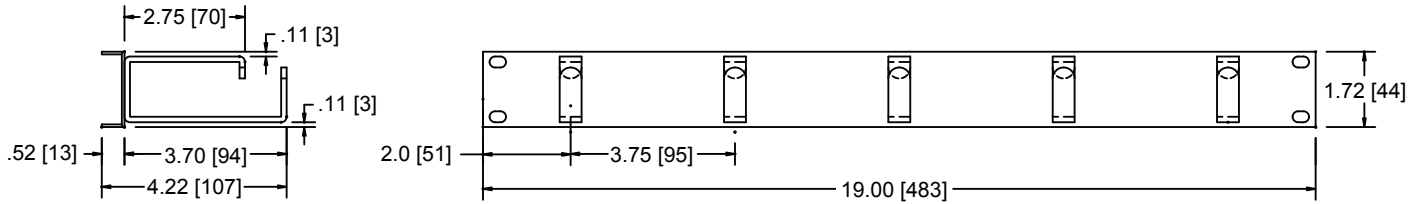
HCM basic dimensions



HCM-1D

SIDE VIEW

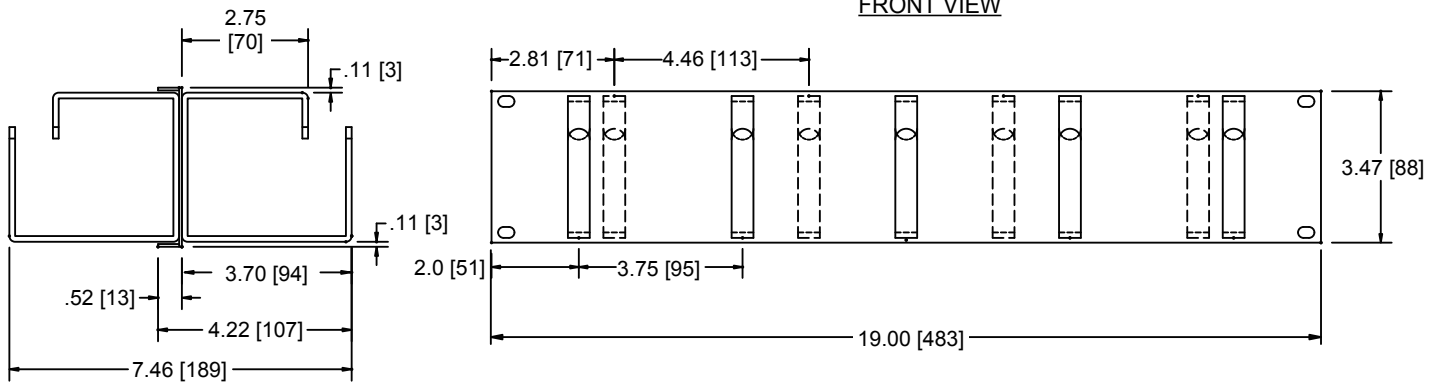
FRONT VIEW



HCM-2DR

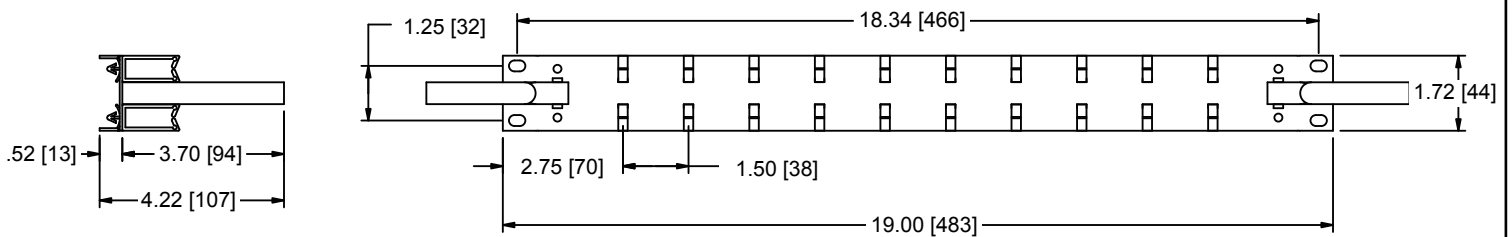
SIDE VIEW

FRONT VIEW



HCM-1V

FRONT VIEW



All dimensions in inches unless otherwise noted [All dimensions in brackets are in millimeters]