


Middle Atlantic Products

EXCEPTIONAL SUPPORT & PROTECTION™

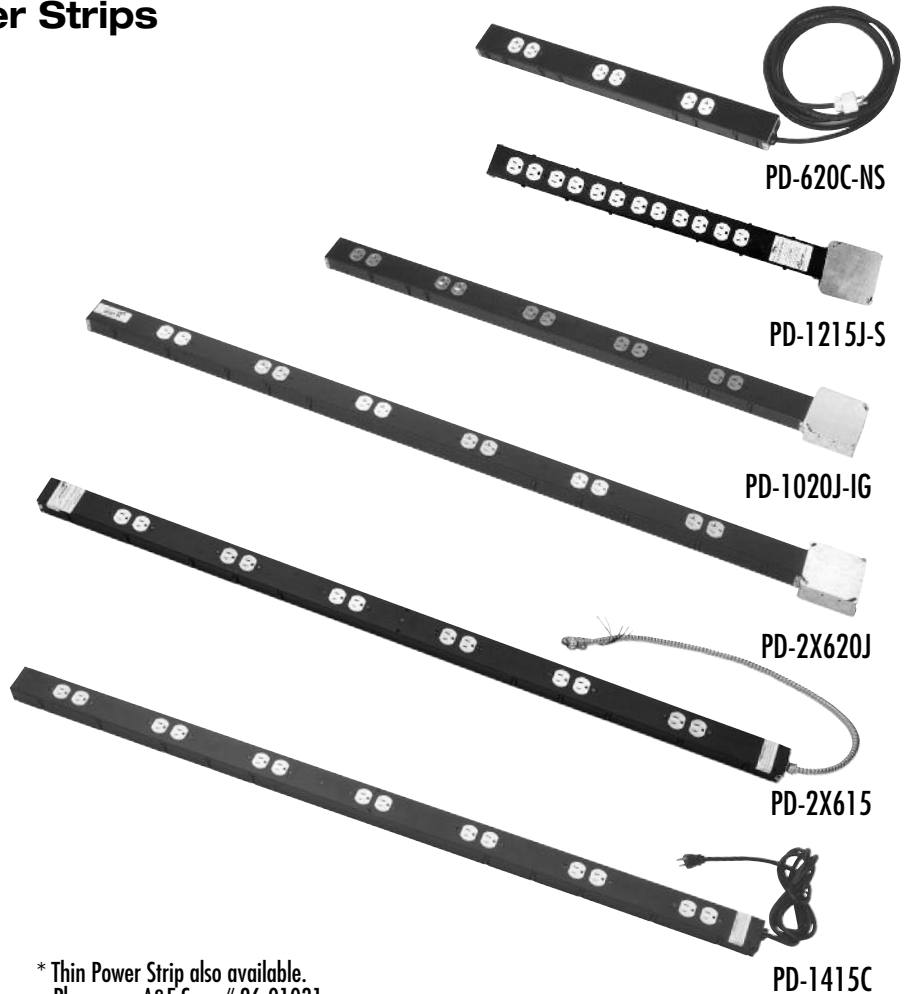
PD Series Vertical Power Strips



PD Series Vertical Power Strips

Features

- Both 15 and 20 amp circuits available
- Multiple termination choices: cord with plug, metal flex with tails, or J-Box
- Isolated technical ground available
- "Quick-clips" to enable mounting in any enclosure
- Surge and spike protection, EMI filtering, and circuit breaker available
- Single and multiple circuit strips available
- Durable black powder coat finish
- Custom power strips available on request



* Thin Power Strip also available.
Please see A&E Spec # 96-01031

Architects' and Engineers' Specifications

Vertical power strip shall be Middle Atlantic Products model # PD-_____ (refer to chart). Vertical power strip chassis shall be 16-gauge steel, phosphate pre-treated and finished in a black powder coat (see chart for additional components). Vertical power strip shall have _____ amp (e.g. Strip shall have six 15 amp) outlets on _____ circuit(s), terminated with _____ (see chart for outlet, termination and additional feature details). Surge protection shall eliminate potentially damaging ground contamination and noise. Vertical power strip shall be ETL Listed to applicable UL and CSA Standards in the US and Canada. Vertical power strip shall be GREENGUARD Indoor Air Quality Certified for Children and Schools. Vertical power strip shall be RoHS EU Directive 2002/95/EC compliant. Vertical power strip shall be manufactured by an ISO 9001 registered company. Vertical power strip shall be warranted to be free from defects in material or workmanship under normal use and conditions for a period of 3 years.

OPTIONS

- Model # PB-90, adaptor brackets to mount power strips so outlets face front or back of any rack*
- Model # PB-5A, adapter brackets to mount power strips to rackrail of SLIM 5 and AXS Series racks (pair) or rackrail of any rack
- Model # PB-DWR, adapter brackets to mount power strips in DWR Series wall racks (pair)
- Custom power strips available on request

* Requires LBFR-5A-xx to mount inside SLIM 5 or AXS Series racks

CUSTOMIZABLE SPECIFICATION CLIPS AVAILABLE AT MIDDLEATLANTIC.COM

Specifications for Hard-Wired PD Series Vertical Power Strips



PD-2X615

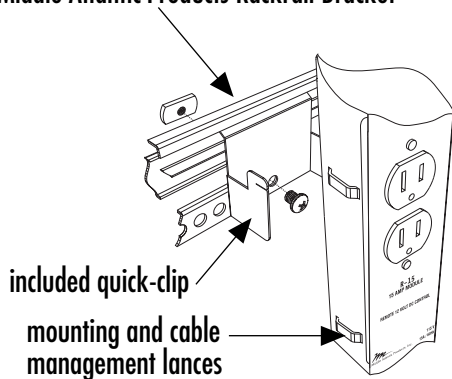
PART #	NUMBER OF OUTLETS	CIRCUITS	NEMA OUTLET TYPE	OUTLETS ACCOMMODATE (NEMA)	WIRE GAUGE	TERMINATION	ISOLATED GROUND	CIRCUIT ARRANGEMENT
PD-620J-IG	6 (3 DUPLEX)	(1) 20 AMP	5-20R	5-15P & 5-20P	12	J-BOX	YES	1-1-1-1-1-1
PD-1020J-IG	10 (5 DUPLEX)	(1) 20 AMP	5-20R	5-15P & 5-20P	12	J-BOX	YES	1-1-1-1-1-1-1-1-1-1
PD-1220J	12 (6 DUPLEX)	(1) 20 AMP	5-20R	5-15P & 5-20P	12	J-BOX	NO	1-1-1-1-1-1-1-1-1-1-1-1
PD-1220J-IG	12 (6 DUPLEX)	(1) 20 AMP	5-20R	5-15P & 5-20P	12	J-BOX	YES	1-1-1-1-1-1-1-1-1-1-1-1
PD-2X620J	12 (6 DUPLEX)	(2) 20 AMP	5-20R	5-15P & 5-20P	12	J-BOX	NO	1-1-2-2-1-1-2-2-1-1-2-2
PD-2X615	12 (6 DUPLEX)	(2) 15 AMP	5-15R	5-15P	14	3/8" FLEX TAIL	NO	1-1-2-2-1-1-2-2-1-1-2-2
PD-1215	12 (6 DUPLEX)	(1) 15 AMP	5-15R	5-15P	14	3/8" FLEX TAIL	NO	1-1-1-1-1-1-1-1-1-1-1-1
PD-1215J-S	12 (6 DUPLEX)	(1) 15 AMP	5-15R	5-15P	14	J-BOX	NO	1-1-1-1-1-1-1-1-1-1-1-1

Additional Specifications for all Products Listed Above:

- UL standard 5 and CSA C22.2 No. 62
- Flex tails shall be flexible electrical metallic tubing, 3 feet long with a minimum of 6 inches of conductor extending from end. Connectors shall be included.
- Power strips with isolated ground shall have an insulated ground conductor connected to all outlet ground terminals and a separate ground conductor connected to chassis ground stud. Both ground conductors shall extend into J-Box. Isolated ground outlets shall be orange in color.
- J-Boxes (junction box) shall be 4" x 4" x 1-1/2" deep. Cover is included.
- For 2 circuit strips:
First circuit outlet color shall be white, second circuit outlet color shall be ivory.
- All conductors extending into J-Boxes shall be minimum of 6" long from point of entry into box.
- No circuit protection is provided with hard-wired power strips. They require branch circuit protection.
- Finish shall be black powder coat.
- Chassis shall be 16-gauge steel.
- Mounting: quick-clip (see details), 2 supplied per strip.
- Use indoors in dry locations only.

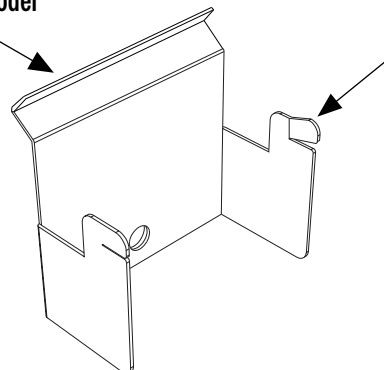
Included Mounting Method

Middle Atlantic Products Rackrail Bracket



quick-clip (2 provided)
for hard-wired model
strips as shown

bend tab
after hanging
power strip



Specifications for Corded PD Series Vertical Power Strips



PD-1415C

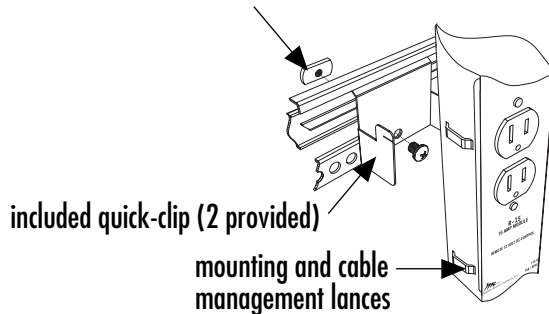
PART #	NUMBER OF OUTLETS	CIRCUITS	NEMA OUTLET TYPE	OUTLETS ACCOMMODATE (NEMA)	WIRE GAUGE	CIRCUIT PROTECTION	SURGE AND EMI FILTER	UL STANDARD	NEMA PLUG TYPE
PD-615C	6 (3 DUPLEX)	(1) 15 AMP	5-15R	5-15P	14	15 AMP CIRCUIT BREAKER	YES	1363 & 1449	5-15P
PD-615C-NS	6 (3 DUPLEX)	(1) 15 AMP	5-15R	5-15P	14	15 AMP CIRCUIT BREAKER	NONE	1363	5-15P
PD-620C-NS	6 (3 DUPLEX)	(1) 20 AMP	5-20R	5-15P & 5-20P	12	20 AMP CIRCUIT BREAKER	NONE	1363	5-20P
PD-1015C	10 (5 DUPLEX)	(1) 15 AMP	5-15R	5-15P	14	15 AMP CIRCUIT BREAKER	YES	1363 & 1449	5-15P
PD-1015C-NS	10 (5 DUPLEX)	(1) 15 AMP	5-15R	5-15P	14	15 AMP CIRCUIT BREAKER	NONE	1363	5-15P
PD-1020C-NS	10 (5 DUPLEX)	(1) 20 AMP	5-20R	5-15P & 5-20P	12	20 AMP CIRCUIT BREAKER	NONE	1363	5-20P
PD-1220C-NS	12 (6 DUPLEX)	(1) 20 AMP	5-20R	5-15P & 5-20P	12	20 AMP CIRCUIT BREAKER	NONE	1363	5-20P
PD-1415C	14 (7 DUPLEX)	(1) 15 AMP	5-15R	5-15P	14	15 AMP CIRCUIT BREAKER	YES	1363 & 1449	5-15P
PD-1415C-NS	14 (7 DUPLEX)	(1) 15 AMP	5-15R	5-15P	14	15 AMP CIRCUIT BREAKER	NONE	1363	5-15P

Additional Specifications for all Products Listed Above:

- UL Standard 1363 and CAN/CSA C22.2 No.21
- SignalSafe™ Cord length shall be 9 feet
- Finish shall be black powder coat
- Chassis shall be 16-gauge steel
- Outlet color shall be white
- For use indoors in dry locations only
- Quick-clip mounting (see details)

Included Mounting Method

Middle Atlantic Products Rackrail Bracket



NOTE: Provided wood screws allow for mounting of mounting clip to wood surfaces

Surge Suppression & EMI Filter Specifications

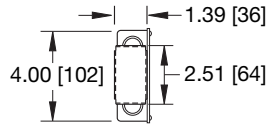
- Nominal line voltage: 120 VAC
- Maximum allowable voltage: 150 VAC (RMS)
 - Maximum continuous voltage differential applied between line and neutral
 - Maximum multiple impulse current derated per specs
- Peak impulse current (8/20 micro second.):
 - 30,000 amps, one time
 - 21,000 amps, 2 times within 5 minutes
 - 9,000 amps, ten times within 2 minutes
 - Maximum peak impulse current pulse as defined between line and neutral
 - Maximum multiple impulse current derated
- Maximum clamping voltage: 395 volts@100 amps
- Response time: Instantaneous (Less than 1 nanosecond)
- EMI/ RF Suppression: More than 20 db
 - Calculated line to neutral, 100 KHz to 1 MHz suppression based upon nominal impedance



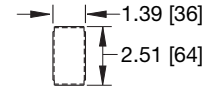
Vertical Power Strip basic dimensions



TOP VIEW
(with J-Box)

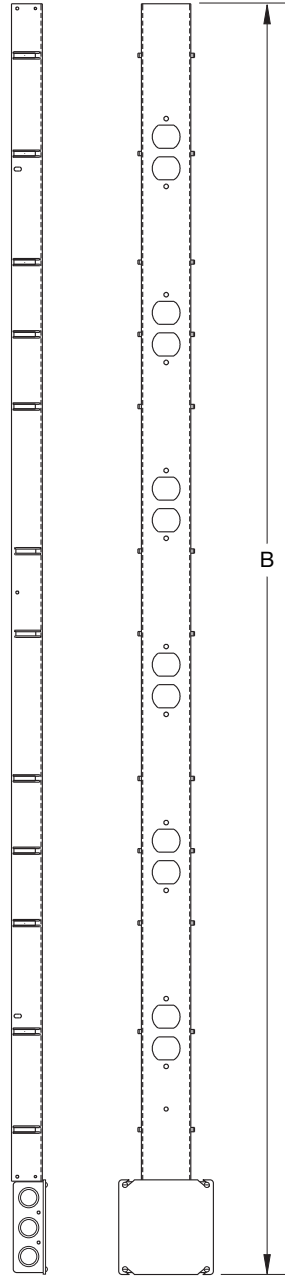


TOP VIEW
(without J-Box)



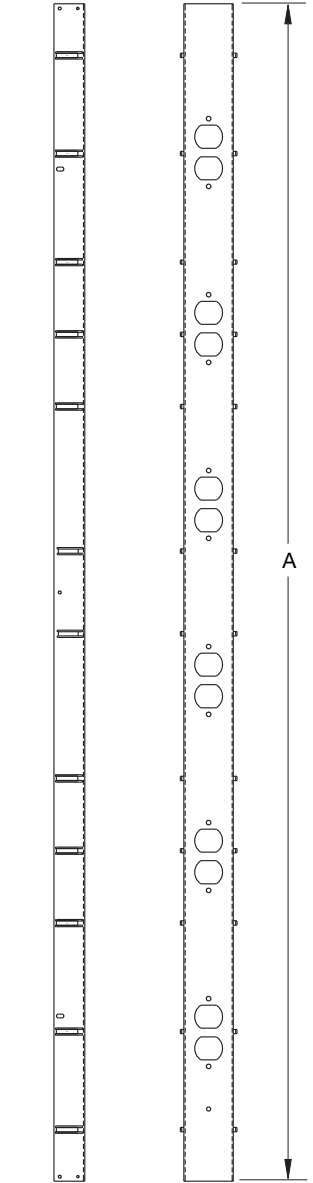
PART #	B LENGTH (FOR MODELS WITH J-BOX)
PD-620J-IG	30.5
PD-1020J-IG	44
PD-1215J-S	30.5
PD-2X620J	61
PD-1220J	61
PD-2X620J	61

PART #	A LENGTH
PD-615C-NS	26.5
PD-620C-NS	26.5
PD-615C	26.5
PD-1015C	40
PD-1015C-NS	40
PD-1020C-NS	40
PD-1215	40
PD-1220C-NS	57
PD-1415C	57
PD-1415C-NS	57
PD-2X615	57



SIDE VIEW

FRONT VIEW



SIDE VIEW

FRONT VIEW

All dimensions in inches unless otherwise noted [bracketed dimensions in millimeters]