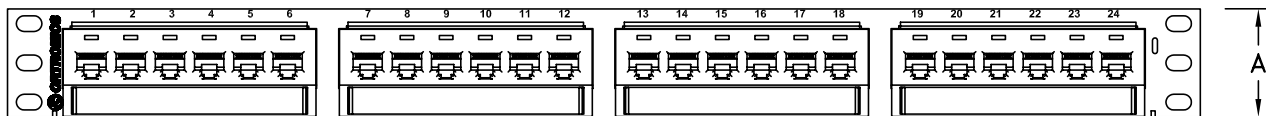
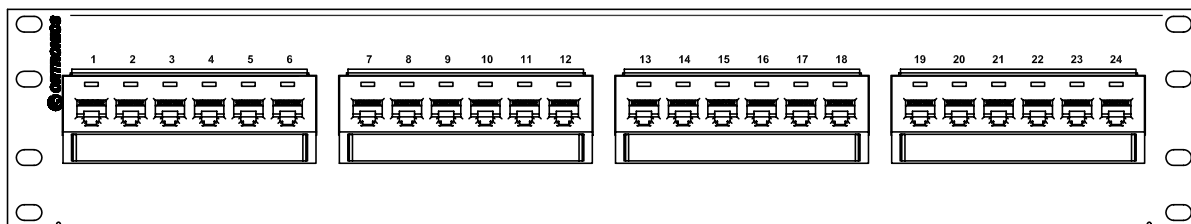


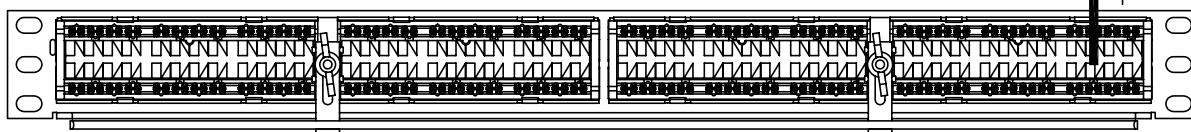
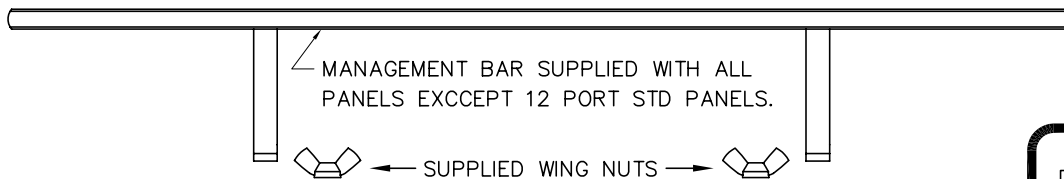
PORTS	JACK	DENSITY	WIRING	SIZE (A)	PART # (CAT6)	PART # (CAT5e)
12 PORT	8 POS/RJ45	STD	T568 B or A	1.75 X 19	PSD66U12	PSD5E6U12
24 PORT	8 POS/RJ45	HD	T568 B or A	1.75 X 19	PHD66U24	PHD5E6U24
24 PORT	8 POS/RJ45	STD	T568 B or A	3.50 X 19	PSD66U24	PSD5E6U24
48 PORT	8 POS/RJ45	HD	T568 B or A	3.50 X 19	PHD66U48	PHD5E6U48
48 PORT	8 POS/RJ45	STD	T568 B or A	5.25 X 19	PSD66U48	PSD5E6U48
96 PORT	8 POS/RJ45	HD	T568 B or A	7.00 X 19	PHD66U96	PHD5E6U96
96 PORT	8 POS/RJ45	STD	T568 B or A	10.50 X 19	PSD66U96	PSD5E6U96



FRONT VIEW HD

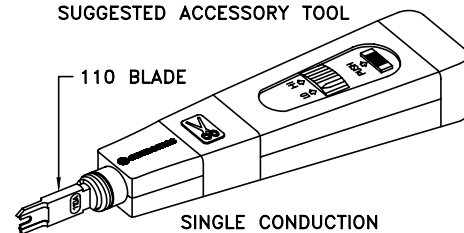


FRONT VIEW STD



REAR VIEW HD

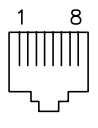
SUGGESTED ACCESSORY TOOL



SINGLE CONDUCTION  
 110 IMPACT TOOL FOR  
 TERMINATION OF CONDUCTORS  
 OR-60300005 (TOOL)  
 OR-60300006 (BLADE)

STATION CABLE COLOR CODE	T568A 8 POS. RJ45 WIRING	STATION CABLE COLOR CODE	T568B 8 POS. RJ45 WIRING
WHITE/BLUE	5	WHITE/BLUE	5
BLUE/WHITE	4	BLUE/WHITE	4
WHITE/ORANGE	3	WHITE/ORANGE	1
ORANGE/WHITE	6	ORANGE/WHITE	2
WHITE/GREEN	1	WHITE/GREEN	3
GREEN/WHITE	2	GREEN/WHITE	6
WHITE/BROWN	7	WHITE/BROWN	7
BROWN/WHITE	8	BROWN/WHITE	8

NOTES:  
 1. PANEL IS SUPPLIED WITH T568B LABEL IN PLACE. FOR T568A WIRING, ATTACH FOUR SUPPLIED T568A WIRING LABELS.  
 2. MAINTAIN PAIR TWIST UP TO POINT OF TERMINATION FOR MAXIMUM DATA PERFORMANCE.





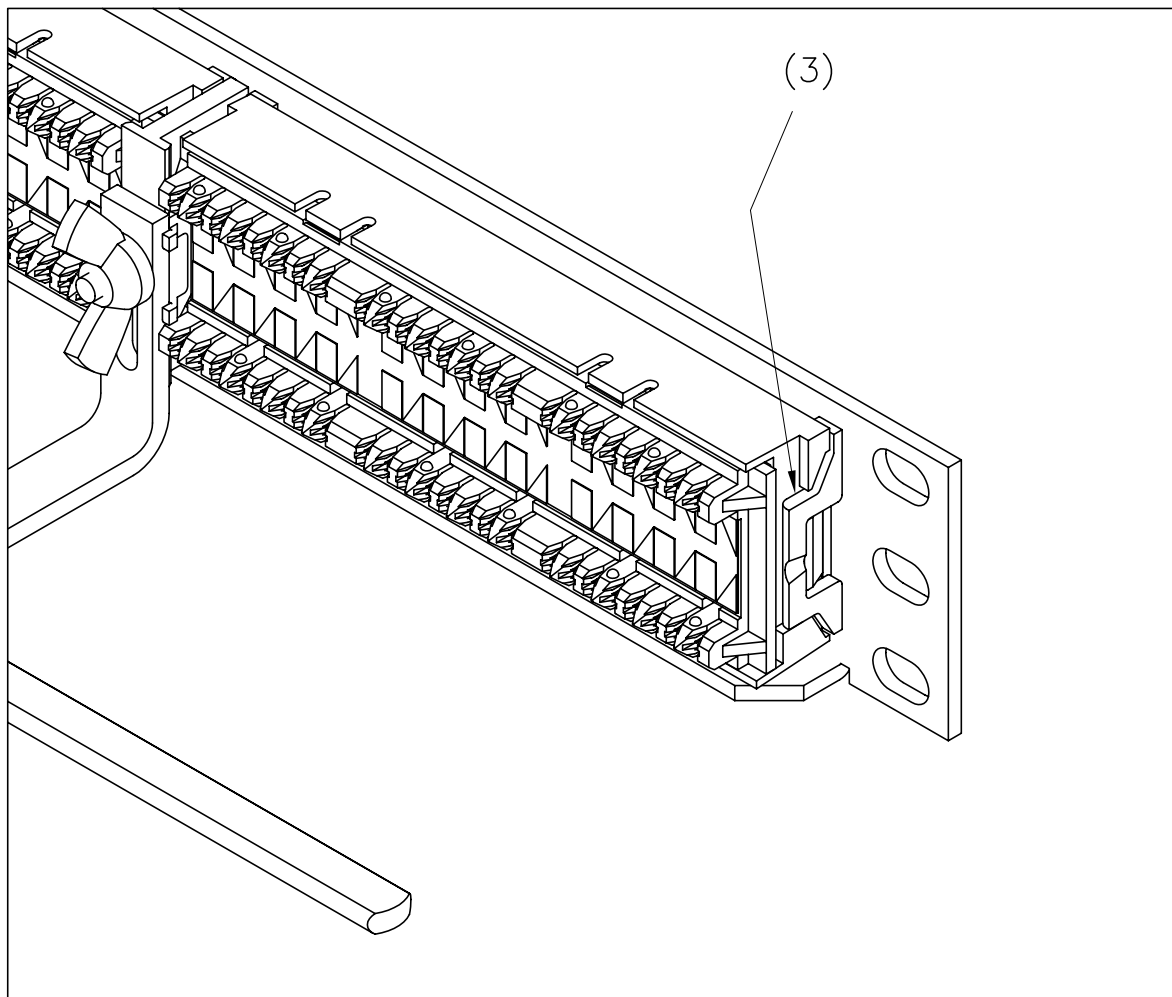
**ORTRONICS**<sup>®</sup>

125 EUGENE O'NEILL DRIVE  
NEW LONDON, CT 06320  
TEL: 860-445-3800  
FAX: 860-405-2990

TITLE OR-71601476  
CLARITY PATCH PANELS, SCREWLESS,  
WITH 6-PORT MODULES

TO REMOVE MODULE:

- 1) REMOVE NEAREST WING NUT & WIRE MANAGER FROM STUD.
- 2) REMOVE WIRE MANAGER SLIDE GUIDE FROM STUD.
- 3) PUSH OUT BEZEL LOCKING TABS WITH A SMALL, FLAT SCREWDRIVER IN THE SLOT PROVIDED.
- 4) WITHDRAW MODULE FROM BEZEL LOCKING TABS.
- 5) REASSEMBLE IN REVERSE ORDER WITH REPLACEMENT MODULE.



INSTRUCTION SHEET #	REV.	ECN #	SHEET	DWN.BY:	DATE	CHK.BY:	DATE	APP.BY:	DATE
OR-71601476	00		2 of 2	HATHAWAY	01/27/06	COLLELO	01/27/06	M.MARTICH	01/27/06