



# V6007C-1 G6007C-1 CG6007C-1 Device Plate

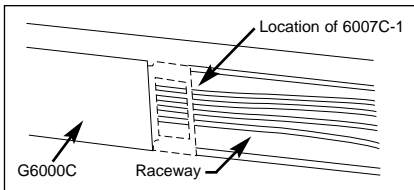
## Installation Instructions



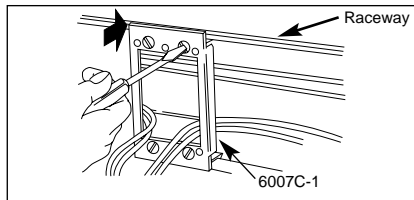
Made in U.S.A.

40453 495

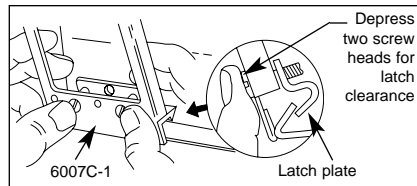
The Wiremold Company, West Hartford, CT 06133



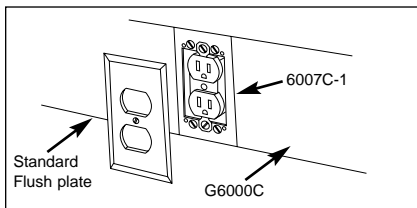
- 1** Install G6000C cover on raceway up to location of 6007C-1.



- 3** Snap top of 6007C-1 into raceway. Tighten four screws and pull out wire loops.



- 2** Back off screws in 6007C-1 and engage 6007C-1 with lower raceway flange.



- 4** Wire device and mount on 6007C-1. Install G6000C abutting 6007C-1, and assemble standard flush plate.