

Feed-Thru Modular Plugs and FT-45™ Tool

NEW

VERIFY
conductor order
before crimping

Flush Cut
no excess
conductor

CAT 5e

CAT 6




Modular Plugs

- Feed-Thru modular plugs simplify twisted pair assembly process
- Verify conductor order before crimping
- Conductors trimmed to the correct length by the tool - no measuring
- Connectors for CAT5e and CAT6
- Eliminates wasted connectors due to incorrect assembly
- Single piece design
- Long-lasting replaceable blade


Crimp Tool

- FT-45™ Crimp Tool crimps feed-thru, standard and shielded connectors
- Crimps and trims flush in one step
- Compact design
- Long-lasting blade

30-495



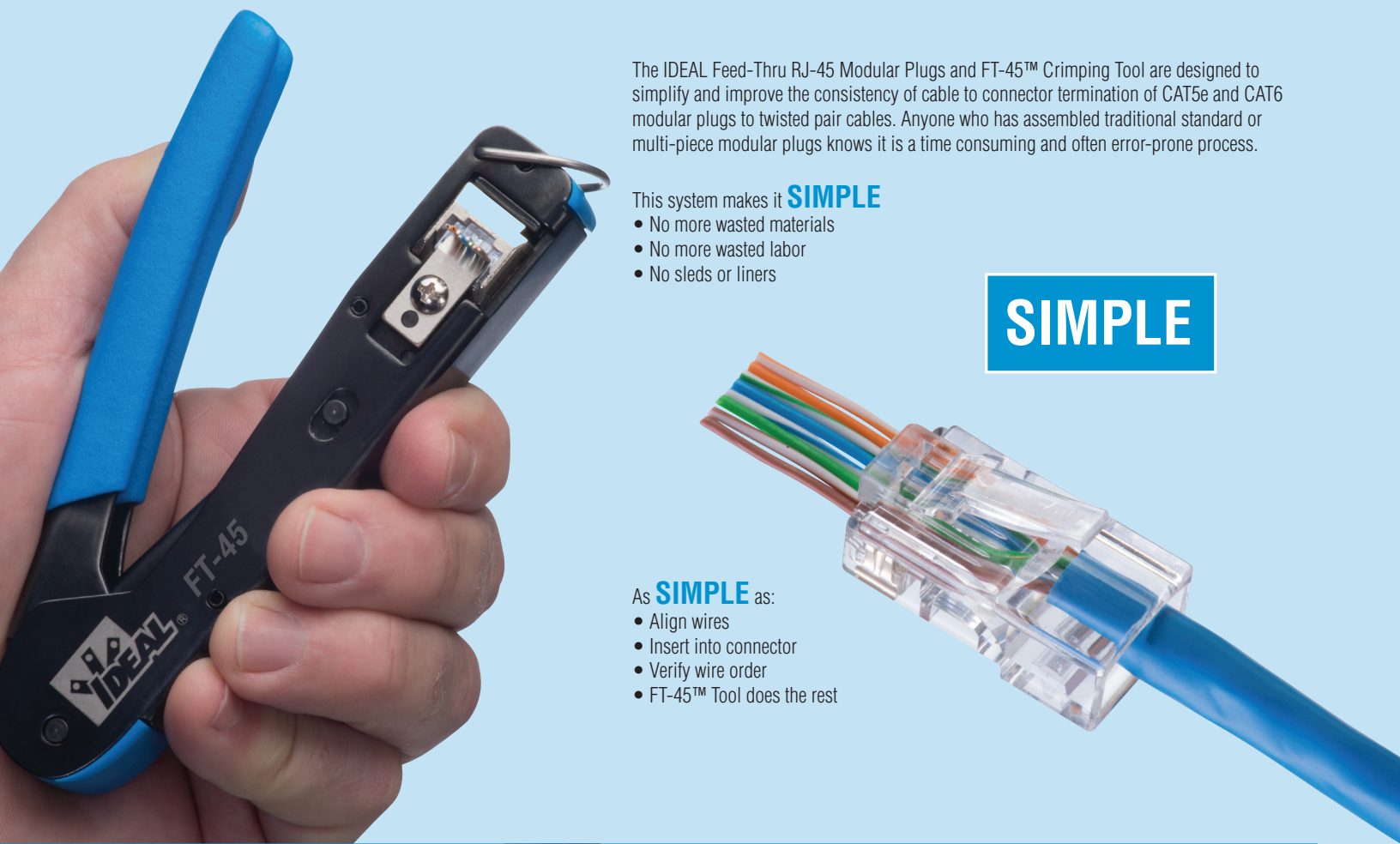
CAT5e



CAT6



Simplified Modular Plug Terminations



The IDEAL Feed-Thru RJ-45 Modular Plugs and FT-45™ Crimping Tool are designed to simplify and improve the consistency of cable to connector termination of CAT5e and CAT6 modular plugs to twisted pair cables. Anyone who has assembled traditional standard or multi-piece modular plugs knows it is a time consuming and often error-prone process.

This system makes it **SIMPLE**


- No more wasted materials
- No more wasted labor
- No sleds or liners

SIMPLE

As **SIMPLE** as:

- Align wires
- Insert into connector
- Verify wire order
- FT-45™ Tool does the rest

Verify conductor order before crimping




Single piece CAT6 connector. Same preparation as CAT5e connector

Feed-Thru Modular Plugs

Open-end Feed-Thru connectors offer several advantages over standard closed end connectors. Conductor order can be verified prior to crimping. Conductors that feed-thru the connector are inserted far enough to be pierced by the pin below. The cable can be pushed or pulled into the connector to ensure that the twisted pairs are as close to the pin contacts as possible and that the jacket is seated beyond the primary strain relief for a secure connection. A patent pending design enables conductors to be cut flush with the end face of the connector when used with the FT-45™ tool. CAT5e and CAT6 connectors are both single piece connectors that use the same assembly process, no special assembly or multiple pieces for CAT6

Conductors fully seated above pin contact. No opens due to a short/misaligned conductor

Pair twists maintained within 1/4 in. of contact



Jacket seats past strain relief tab

3 pin IDC contact, 50µ gold plated over 150µ nickel. Secured in place - no loose pins in the package.

FT-45™ Modular Plug Crimp Tool

Don't let its size fool you. The FT-45™ is a simple, compact and highly effective crimp tool for installers and techs that terminate RJ-45 connectors regularly. Instead of another traditional oversized, heavy, crimp tool style loaded with features that are rarely used or that just don't work well, we took this tool in a new direction. It's built for today and tomorrow, not the past. A single crimp cavity for RJ-45 / 8-position connectors that can be used with Feed-Thru, standard, or shielded connectors for CAT5e or CAT6. A custom, heavy duty cutting blade that will last for over 2,000 cuts. A mechanical design that requires only 1/3 to 1/2 the hand force of traditional tools to crimp the connector - no ratchet mechanism is needed and one handed crimping is possible. The tool is compact, 5 1/2" in length and weighs just over 1/2lb, about half the size and weight of bulkier traditional tools. Easily fits in your pocket and lightens the tool bag load. It packs a punch, and does exactly what it's supposed to.



Flush Cut

During crimping, the FT-45™ cleanly shears the excess conductors and leaves a smooth, flat finish to the end face of the connector. No protrusions or small lengths of conductor remain beyond the plastic face of the connector. This minimizes accidental shorting of conductors or inadvertent contact in plug jacks.



FT-45™ is Compatible with CAT5e/CAT6

Feed-Thru Connectors



Standard RJ-45 Connectors



Shielded Connectors



CAT5e



CAT6






IDEAL® Feed-Thru Modular Plugs and FT-45™ Tool


Feed-Thru Instructions:




Remove 1-1/2 in. of jacket.




Slide cable into connector until fully seated. Verify wiring order.




Remove center spline (CAT6).



Place assembly into FT-45 tool. Squeeze handle closed



Untwist pairs to jacket base, and align in order. Trim ends flat.



DONE

Ordering Information



CAT5e Feed-Thru RJ-45 Modular Plugs 25/Card **85-370**
CAT5e Feed-Thru RJ-45 Modular Plugs 50/Card **85-371**
CAT5e Feed-Thru RJ-45 Modular Plugs 100/Bag **85-372**



CAT6 Feed-Thru RJ-45 Modular Plugs 25/Card **85-375**
CAT6 Feed-Thru RJ-45 Modular Plugs 50/Card **85-376**
CAT6 Feed-Thru RJ-45 Modular Plugs 100/Bag **85-377**



FT-45™ Feed-Thru Modular Plug Crimp Tool **30-495**
FT-45™ Replacement Blade **30-4951**



CAT5e RJ-45 Standard Modular Plugs, 50/Card **85-396**
CAT5e RJ-45 Standard Modular Plugs, 100/Bag **86-396**



CAT6 RJ-45 Standard Modular Plugs, 25/Card **85-366**



PrepPRO® UTP/Coax Cable Stripper **45-605**



Ratchet Telemaster™ Modular Plug Crimper **30-696**



Telemaster™ Modular Plug Crimper **30-496**



Electrician's Scissors **35-088**



IDEAL INDUSTRIES, INC.

IDEAL INDUSTRIES, INC.

1375 Park Avenue, Sycamore, IL 60178, USA / 815-895-5181 • 800-435-0705 in USA

International offices:

Australia • Brazil • Canada • China • France • Germany • India • Mexico • UK

For complete sales office contact information, visit us at:

www.idealind.com