Communication Connections

LEVITON®

High Density Pulse Module-A8911



EMB Hub-A8810



Flex IO Module-A8332



EMB Hub Lite-A7810

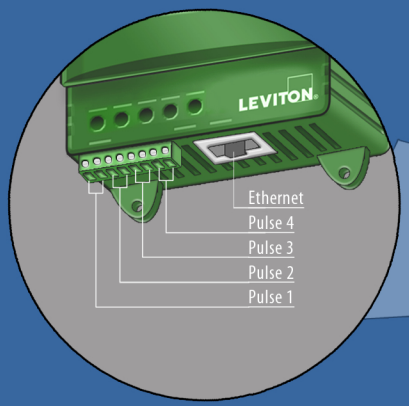

Legal - Contact/Technical Support information: Lighting and Energy Solutions of Leviton Manufacturing Co., Inc
20497 SW Teton Ave, Tualatin, Oregon, 97062 Customer Service – (800) 736-6682 FAX – (503) 404-5600
Meter Support – (800) 959-6004 www.leviton.com/VerifEye

Warranty Statement:
Leviton Limited 2 Year Warranty. Leviton LES Division of Leviton Manufacturing Co. Inc warrants its Dimmer Systems and Controls to be free of material and workmanship defects for a period of two years after system acceptance or 26 months after shipment, whichever comes first. This Warranty is limited to repair or replacement of defective returned Freight pre-paid to Leviton LES Division at 20497 SW Teton Ave, Tualatin, OR 97062, USA. User shall call 1-800-959-6004 and request a return authorization number to mark on the outside of the returning carton, to assure that the returned material will be properly received at Leviton. All equipment shipped back to Leviton must be carefully and properly packed to avoid shipping damage. Replacements or repaired equipment will be returned to sender freight prepaid, F.O.B. factory. Leviton is not responsible for removing or replacing equipment on the job site, and will not honor charges for such work. Leviton will not be responsible for any loss of use time or subsequent damages should any of the equipment fail during the warranty period, but agrees only to repair or replace defective equipment returned to its plant in Tualatin, Oregon. This Warranty is void on any product that has been improperly installed, overloaded, short circuited, abused, or altered in any manner. Neither the Seller nor Leviton shall be liable for any injury, loss or damage, direct or consequential, arising out of the use of or inability to use the equipment. This Warranty does not cover lamps, ballasts, and other equipment which is supplied or warranted directly to the user by their manufacturer. Leviton makes no warranty as to the Fitness to Purpose or other implied Warranties.

QUICKSTART GUIDE

CAT: A8810 | A7810 | A8911 | A8332

VerifEye™

LEVITON

DI-00X-NEMAC-00A



Tools you will need for installation:



WARNING: TO AVOID FIRE, SHOCK, OR DEATH, TURN OFF POWER AT CIRCUIT BREAKER OR FUSE AND TEST THAT POWER IS OFF BEFORE SERVICING OR WIRING!

WARNING: TO BE INSTALLED AND/OR USED IN ACCORDANCE WITH APPROPRIATE ELECTRICAL CODES AND REGULATIONS.

CAUTION: IF YOU ARE UNSURE ABOUT ANY OF THESE INSTRUCTIONS, CONSULT AN ELECTRICIAN.

CAUTION: USE THIS DEVICE ONLY WITH COPPER OR COPPER CLAD WIRE.

Determine Best Mounting Location

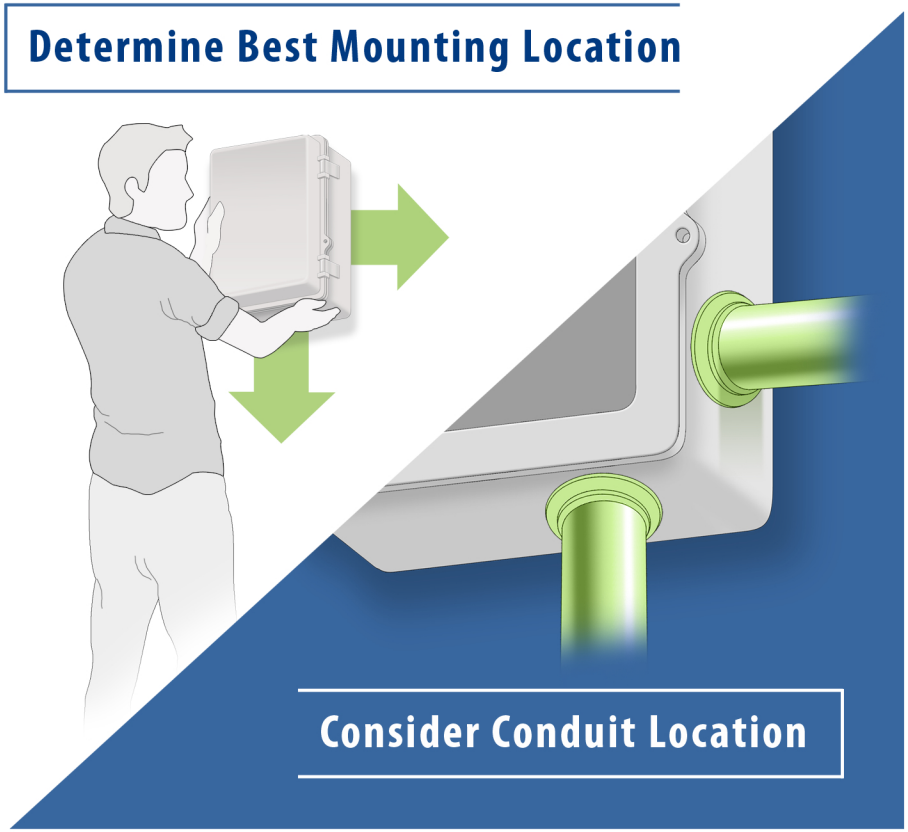

Mount Enclosure

Use hardware provided to mount enclosure to wall. *Be sure to include anchors when mounting to drywall.

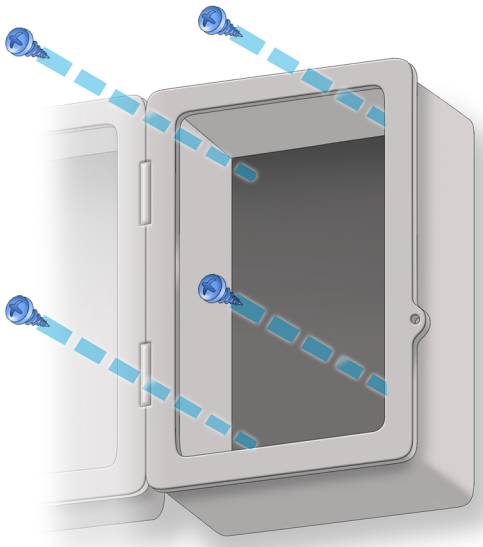

Connection to Power Supply

EMB Hub-A8810
EMB Hub Lite-A7810

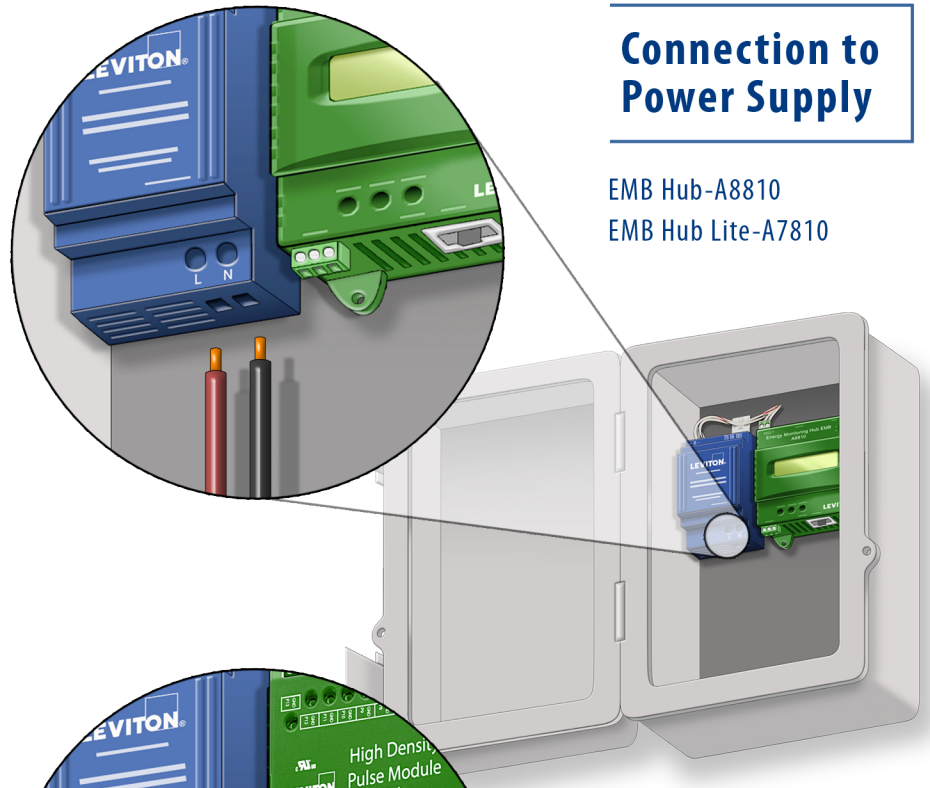

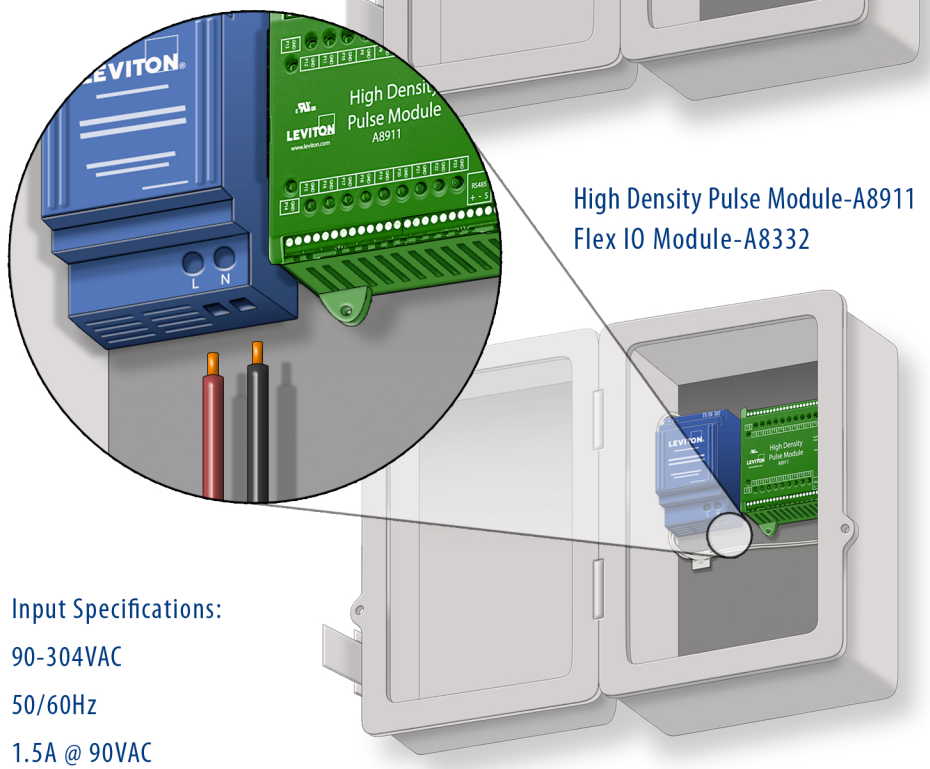

High Density Pulse Module-A8911
Flex IO Module-A8332

Input Specifications:
90-304VAC
50/60Hz
1.5A @ 90VAC