
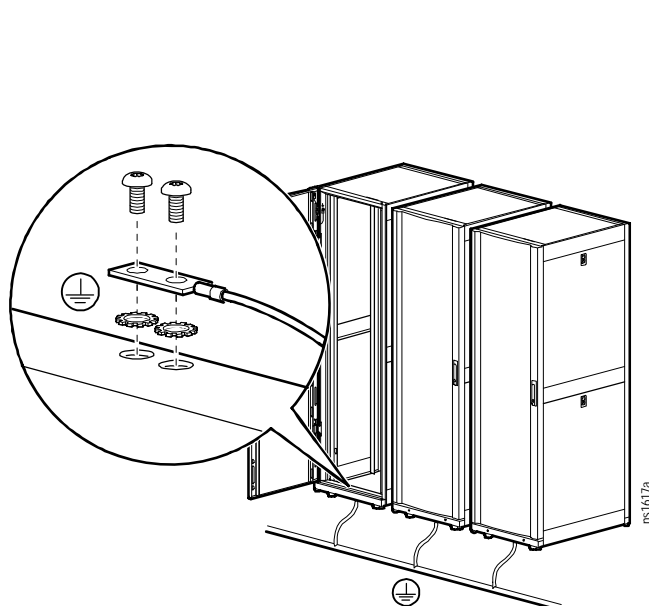


## Grounding Instructions — NetShelter SX/SV/AV Cabinets

This information supersedes any and all cabinet grounding information in your *NetShelter Unpacking, Installation, and Customization* manual.

Each cabinet shall be grounded directly to the building ground using one of the designated grounding locations (two M6 threaded inserts) at the top or bottom of the cabinet.

- Use a Common Bonding Network Jumper kit (for example, Listed [KDER] Panduit RGCBNJ660PY or equivalent).
- Use paint-piercing washers between the ground terminal and the cabinet frame or remove the paint on the frame under the ground terminals per NEC NFPA 70 Article 250.12.
- Torque the screws to 6.9 N-m (60 in-lb).




### **⚠️ ⚠️ DANGER**

#### **HAZARD OF ELECTRIC SHOCK, EXPLOSION, OR ARC FLASH**

- Do not ground one cabinet to another cabinet in a cascading style.
- Do not cascade the electrical safety ground.

**Failure to follow these instructions will result in death or serious injury.**



Customer support and warranty information is available at [www.apc.com](http://www.apc.com).