



INTERIOR & GATE ACCESS DEVICES ACCESS CONTROL



Exit Buttons Key Switch Key Pad

Control Stations




**stainless steel
faceplates**



3-button Exterior 3-button Interior Manual Control Interior

Gate Control Stations



door jam
1211-081 exit button can be mounted into the door jam



External Alarm Reset Box



construction
ready for easy wall installation

CONTROL STATIONS

- Controls mount into a single-gang electrical box (except 1211-081)
- 1211-081 exit button is mullion mounted
- Stainless steel faceplates
- Key switch uses mortise cylinder – can be re-keyed
- Keypad available as a stand-alone device or can be connected to a weigand controller

CONTROL STATIONS - GATE

- Open – Close – Stop indoor and outdoor control Stations
- Unique 3-wire control station adaptable to DKS gate operators only
- Manual gate controller provides normal, momentary open or hold open operation

EXTERNAL ALARM RESET BOX

- Used with vehicular gate operators
- Easy method to reset a gate system that is in a hard shutdown condition
- **MUST** be installed in the line-of-site of the


FEATURES

ACCESS CONTROL SOLUTIONS



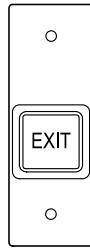


DKS interior access devices can be used in a variety of applications to meet basic access control requirements. Lighted exit buttons provide free exit while key switch and keypad devices control entry through doors with electric or magnetic locks. Gate control devices provide manual operation and control of automated vehicular gates. These control devices are designed to mount into single-gang electrical boxes.



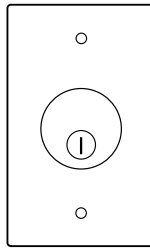
1211-080
Exit Button

4.5" H x 2.813" W
114.3mm H x 71.4mm W



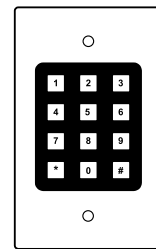
1211-081
Exit Button

4.5" H x 1.562" W
114.3mm H x 39.7mm W



1206
Key Switch

4.5" H x 2.813" W
114.3mm H x 71.4mm W



1509
Keypad

4.5" H x 2.813" W
114.3mm H x 71.4mm W

Interior Control Stations

Models

1211-080 exit button

- provides a release device for doors secured with a magnetic lock or electric strike
- lighted Exit push buttons
- 12-volt DC power (for light)
- 1211-081 designed for mullion mounting

1206-080 mortise cylinder keyswitch

- momentary contact
- mortise cylinder can be re-keyed to match existing locks

1509-080 keypad

- stand-alone single code (programmable) keypad
- one 4-digit entry code
- one 4-digit hold code
- Form C dry contact relay
- 12 to 24-volt AC to DC power
- 1509-081 is weigand compatible and connects to a weigand controller

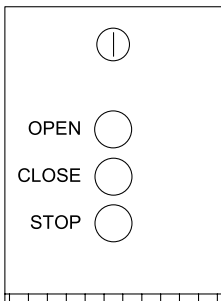
Features

All interior control are designed to mount into a single-gang electrical box except the model 1211-081 exit button, which is designed for mullion mounting.

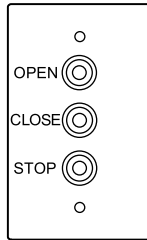
All interior controls are designed to control a single door/gate only

Operating Temperature

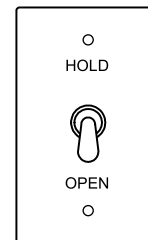
-10F to 145F
-23C to 62C



1200-006
3-Button Exterior
7.75" H x 5.875" W x 3" D
196.8mm H x 149.2mm W
x 7.6mm D



1200-007
3-Button Interior
4.5" H x 2.813" W
114.3mm H x 71.4mm W



1200-017
Manual Control Interior
4.5" H x 2.813" W
114.3mm H x 71.4mm W

Gate Operator Control Stations

Models

1200-006 3-button exterior

- ideal for exterior applications, interior too
- can be surface or post mounted
- OPEN - CLOSE - STOP control
- operates with DKS gate operators only

1200-007 3-button interior

- provides manual control of automated vehicular gates, interior use only
- OPEN - CLOSE - STOP control
- operates with DKS gate operators only

1200-017 gate control toggle

- 3-position control switch for automated vehicular gates, interior use only
- center position is neutral for normal operation

- down position is momentary contact to open a gate
- up position is toggled to hold a gate open
- can be used with most gate operators

Features

All interior control are designed to mount into a single-gang electrical box

Unique logic inputs require only 3 wires for connection to a 3-button control station
Designed to control a single gate only

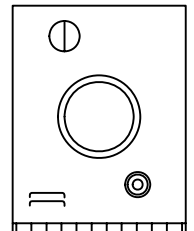
Operating Temperature

-10F to 145F
-23C to 62C

Operator Reset Control

- Must be installed in the line-of-site of the gate operator
- Provides a manual reset control when an operator is in a hard shutdown condition
- Includes an audible and visual alarm
- Exterior use
- Operates with DKS gate operators only

1404-080
Operator Reset Control
6.375" H x 5" W x 2.375" D
161.9mm H x 127mm W x 60.3mm D



Distributed by:

DOOR KING, INC.

120 Glasgow Avenue, Inglewood, California 90301 U.S.A. Tel: 310-645-0023 FAX: 310-641-1586 www.doorking.com

© 2010 All Rights Reserved. Product specifications may change without notice. Rev. 2/10

MEMBER:

