

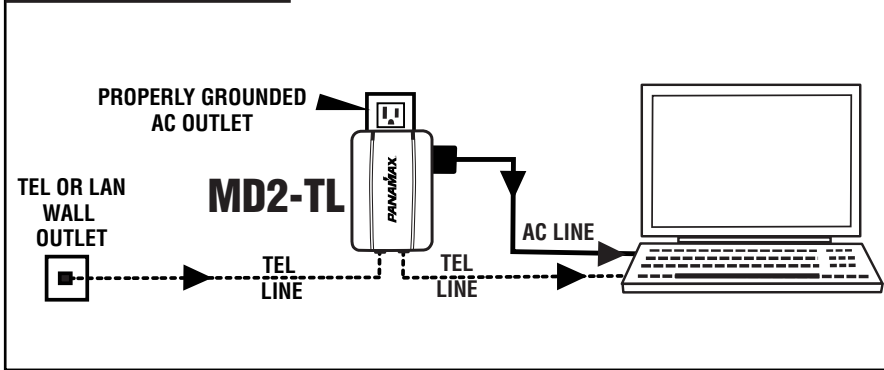
INSTALLATION INSTRUCTIONS MD2-TL



1. Turn off the equipment you are plugging into the MD2-TL.
2. Plug the surge protector into the wall outlet. A red "Line Fault" light indicates an improperly wired outlet that must be checked by a qualified electrician.
3. If the blue "Power On Protection OK" light is on, plug your equipment into the AC outlets on the surge protector.
4. Connect incoming LAN or Telephone lines to the LAN /TEL IN connection. The protection circuitry only works if connected properly. The incoming line from the wall outlet must be plugged into the "LAN /TEL IN" jack. The telephone equipment or modem must be plugged into the "LAN /TEL OUT" jack.
5. Turn the connected equipment ON and check for power and correct operation.

MD2-TL

TYPICAL INSTALLATION



IMPORTANT SAFETY POINTS

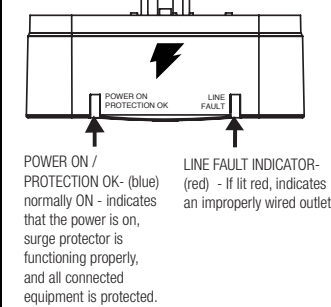
Panamax surge protectors and the connected equipment must be indoors in a dry location and in the same building. Do not install any Panamax product near heat emitting appliances such as a radiator or heat register. Do not install this product where excessive moisture is present; for example, near a bathtub, sink, pool, basement floor, fish tank, etc.

It is not uncommon for a building to be improperly grounded. In order to protect your equipment, and validate the warranty, Panamax products must be plugged into a properly grounded 3-wire outlet. Additionally, building wiring and grounding must conform to applicable NEC (USA) or CEC (Canada) codes for the Panamax warranty to be valid.

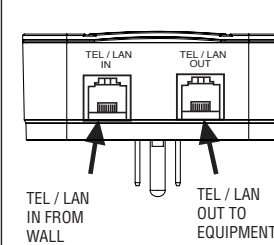
Do not use 2-prong adapters with this product. If an extension cord is required, use only Panamax #GEC1410. If at any time your surge protector indicates a Line Fault, call your electrician to correct the building wiring.

FEATURES

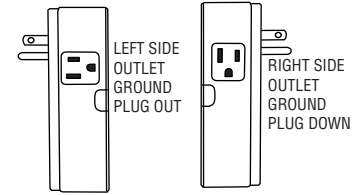
Top view of product



Bottom view of product



Side views of product



AC outlets are turned 90 degrees from one another to accommodate different style plugs or transformers.

OPTIONS FOR SECURITY MOUNTING & FRONT COVER FACEPLATE

Cover of MD2-TL can easily be removed by pulling cover at the 2 side indents (1). Unit can be securely screwed into wall outlet faceplate using either hole (2) indicated (screw is included).

Cover can be flipped around 180 degrees to hide LEDs from front straight-on view if desired.

Cover can be removed and painted to match color of wall. Do not paint the sides, top or bottom. Warranty will be voided.



Properly Connecting Your Surge Protector

To completely protect your equipment from power surges, every wire leading into or out of the equipment you want to protect must be connected to the appropriate Panamax surge protector. Damaging lightning and power surges can get into your system through any AC power or signal line (phone lines, grounding wires, coax cables, modem cables, etc.) connected to your electrical equipment.

The \$100,000 Connected Equipment Protection Policy is invalid if any wire leading into or out of the equipment is not properly connected to the appropriate Panamax surge protector(s). The surge protector must also be plugged into a properly wired and grounded outlet. Please see the warranty for details or contact the Panamax Customer Relations department with questions.

Overview

Make sure you have the right surge protector to protect your electronic equipment. Panamax makes protectors for almost every type of electronic equipment. Surge protectors that may look identical from the outside can be very different on the inside. It is very important to use the surge protector designed for your application. Two-outlet surge protectors are not designed for use with systems having more than two AC powered components. Panamax offers a wide range of surge protectors designed for use with larger systems. If you have any questions about which product is best for your applications, please see our web site www.panamax.com or contact Panamax Customer Relations at 800-472-5555 (7:30 a.m. – 4:30 p.m. PST).

\$100,000 Limited Connected Equipment Protection Policy*

Limited Lifetime Product Warranty*

**See documentation on back side for details.*

**CUSTOMER SUPPORT:
800-472-5555**

PANAMAX

MD2-TL Limited Lifetime Product Warranty and Limited Connected Equipment Protection Policy Information

CAUTION!

All Panamax Warranties and Connected Equipment Policies are valid only in the United States and Canada.

CAUTION!

Audio/Video, computer and/or telephone system installations can be very complex systems, consisting of many interconnected components.

Due to the nature of electricity and surges, a single protector may not be able to completely protect complex installations. In those cases, a systematic approach using multiple protectors must be employed. Systematic protection requires professional design. AC power, satellite cables, CATV cables, telephone/network lines, signal lines or any other electrical conductors, entering the system that do not pass through this surge protector may invalidate the Panamax Connected Equipment Protection Policy. For additional information on how to protect your system, please contact Panamax before connecting your equipment to the surge protector.

CAUTION!

WARRANTY LIMITATION FOR INTERNET PURCHASERS

Panamax products purchased through the Internet do not carry a valid Product Warranty or Connected Equipment Protection Policy unless purchased from an Authorized Panamax Internet Dealer and the original factory serial numbers are intact (they must not have been removed, defaced or replaced in any way). Purchasing from an Authorized Panamax Internet Dealer insures that the product was intended for consumer use, has passed all quality inspections and is safe. Buying through auction sites or unauthorized dealers may result in the purchase of salvaged, failed and/or products not intended for use in the US. In addition, Authorized Panamax Internet dealers have demonstrated sufficient expertise to insure warranty compliant installations. For a list of Authorized Panamax Internet Dealers go to www.panamax.com. If you have any questions regarding these requirements, please contact Panamax Customer Relations.

Product Upgrade Program

If your Panamax power conditioner sacrifices itself while protecting your connected equipment, you have an option to upgrade to the latest technology. Please go to our web site www.panamax.com or contact Panamax Customer Relations at 800-472-5555 for details.

Panamax Surge Protector Limited Lifetime Product Warranty

Panamax warrants to the purchaser of any standard Panamax surge protector that the surge protector shall be free of defects in design, material, or workmanship, and Panamax will repair or replace any defective unit. For product replacement see "NOTIFICATION" (3).

Panamax Surge Protector Limited Connected Equipment Protection Policy

It is the policy of Panamax that it will, at its election, either replace, pay to replace at fair market value, or pay to repair, up to the dollar amount specified below, equipment that is damaged by an AC power, cable, telephone, or lightning surge while connected to a properly installed Panamax power conditioner. To be eligible for compensation, repair and/or replacement, the power conditioner must show signs of surge damage or that it is operating outside of design specifications, relative to its surge protection capability, and under all of the circumstances failed to protect your connected equipment.

MD2-TL \$100,000

**THE LIMITED CONNECTED EQUIPMENT
PROTECTION POLICY IS SUBJECT TO THE
FOLLOWING CONDITIONS AND LIMITATIONS**

1. ORIGINAL OWNERSHIP REQUIREMENT: Panamax's limited connected equipment protection policy extends to the original purchaser of the Panamax product only and is non-transferable. Original purchase receipts must accompany any product return or claim for connected equipment damage.

2. PROPER INSTALLATION: Panamax AC protectors must be directly plugged into a properly grounded 3-wire AC outlet. Extension cords*, non-grounded two prong adapters, or other non-Panamax surge products must not be used. Building wiring and other

connections to protected equipment must conform to applicable codes (NEC or CEC). No other ground wires or ground connections may be used. All wires (including, e.g., AC power lines, telephone lines, signal/data lines, coaxial cable, antenna lead-ins) leading into the protected equipment must first pass through a single Panamax protector designed for the particular application. The protector and the equipment to be protected must be indoors in a dry location, and in the same building. Panamax installation instructions and diagrams must be followed

3. NOTIFICATION: You must notify Panamax within ten days of any event precipitating request for product replacement or payment for connected equipment damage. A return authorization (RA) number must first be obtained from the Panamax Customer Relations Department at www.panamax.com** before returning the protector Panamax. At this time, you must notify Panamax if you believe you have a claim for damaged connected equipment. Once you obtain an RA number, please mark the number on the bottom of the unit and pack it in a shipping carton/box with enough packing material to protect it during transit. The RA number must also be clearly marked on the outside of the carton. Ship the unit to Panamax. Please note that you are responsible for any and all charges related to shipping the unit to Panamax. If connected equipment damage was indicated on your RA request, Panamax will mail you claim kit to be completed and returned within 30 days. A connection diagram of your system will be required as part of the claim kit. Be sure to note its configuration before disconnecting your equipment.

4. DETERMINATION OF FAILURE: Panamax will evaluate the protector for surge damage. The Panamax protector must show signs of surge damage or must be performing outside (>10%) of design specifications relative to its surge protection capability. Opening the enclosure, tampering with, or modifying the unit in any way shall be grounds for an automatic denial your request for payment. Panamax, after evaluating all information provided, will determine whether or not your request is eligible for payment. If the surge protector shows no signs of AC power or signal line surge damage and is working within design specifications, Panamax will return the unit to you with a letter explaining the test results and notifying you of the rejection of your claim. Exceptions: If a dealer or installer replaces the protector for the customer, replacement will be returned to the dealer installer; or if the protector is a pre-1996 model, it will be replaced; or, for a Canadian customer, the protector will be replaced. Panamax reserves the right to inspect the damaged connected equipment, parts, or circuit boards. Please note that you are responsible for any and all charges related to shipping the damaged equipment to Panamax. Panamax also reserves the right to inspect the customer's facility. Damaged equipment deemed uneconomical to

repair must remain available for inspection by Panamax until the claim is finalized.

5. REQUEST PAYMENTS: Once Panamax has determined that you are entitled to compensation, Panamax will, at its election, either pay you the present fair market value of the damaged equipment, or pay for the cost of the repair, or send you replacement equipment, or pay the equivalence of replacement equipment.

6. OTHER INSURANCE/WARRANTIES: This coverage is secondary to any existing manufacturer's warranty, implied or expressed, or any insurance and/or service contract that may cover the loss.

7. EXCLUSIONS: THE PANAMAX CONNECTED EQUIPMENT PROTECTION POLICY DOES NOT APPLY TO: Service charges, installation costs, reinstallation costs; setup cost; diagnostic charges; periodic checkups; routine maintenance; loss of use of the product; costs or expenses arising out of reprogramming or loss of programming and/or data; shipping charges or fees; service calls; loss or damage occasioned by fire, theft, flood, wind, accident, abuse or misuse, and products subject to manufacturer's recall or similar event.

8. DISPUTE RESOLUTION: Any controversy or claim arising out of or relating to Panamax's Connected Equipment Protection Policy, or the alleged breach thereof, shall be settled by arbitration administered by the American Arbitration Association under its Commercial Arbitration Rules. You may file for arbitration at any AAA location in the United States upon the payment of the applicable filing fee. The arbitration will be conducted before a single arbitrator, and will be limited solely to the dispute or controversy between you and Panamax. The arbitration shall be held in any mutually agreed upon location in person, by telephone, or online. Any decision rendered in such arbitration proceedings will be final and binding on each of the parties, and judgment may be entered thereon in a court of competent jurisdiction. The arbitrator shall not award either party special, exemplary, consequential, punitive, incidental or indirect damages, or attorney's fees. The parties will share the costs of arbitration (including the arbitrator's fees, if any) in the proportion that the final award bears to the amount of the initial claim.

9. GENERAL: If you have any questions regarding the product warranty or the connected equipment protection policy, please contact the Panamax Customer Relations Department at www.panamax.com. The Limited Lifetime Product Warranty and Limited Connected Equipment Policy herein supersede all previous warranties and/or Connected Equipment repair/replacement policies.

THE LIMITED PRODUCT WARRANTY IS THE ONLY WARRANTY PROVIDED WITH THIS PANAMAX PRODUCT AND ANY OTHER IMPLIED OR EXPRESSED WARRANTIES ARE NON-EXISTENT.

This warranty may not be modified except in writing, signed by an officer of the Panamax Corporation.

* The use of a Panamax extension cord or equivalent (UL or CSA listed, minimum 14AWG, 3-wire grounded) will not invalidate the warranty.

** Forms are available on the Panamax web site for requesting RAs and opening a claim for connected equipment damage.

PANAMAX

www.panamax.com
800-472-5555

MODEL - MD2-TL

DOC. NO. IWS00876_EN REV. A

Effective Date 1/21/10