

T3HW75XK1 (Pre-wired Kit)

Access and Power Integration Solution for Honeywell



Altronix T3HW75XK1 is a 16-door access and power integration kit which includes Altronix power and sub-assemblies along with factory installed wire management and wire assemblies that are pre-configured with terminal blocks for Honeywell hardware. This unit provides ample power and dual voltage outputs to support Honeywell platform controllers and locking devices. The T3HW75XK1 accommodates up to one (1) Intelligent Controller and seven (7) Dual Reader Modules. Trove Plus simplifies field installations and provides reliable, robust critical power and control for the most demanding applications.



T3HW75LXK1 - includes eFlow104NB, eFlow102NB, (2) ACMS8, (2) PDS8, wire harnesses and finger duct

Honeywell boards are not included

Key Features

- Accommodates the following Honeywell controllers:
 - 1 - PW7K11C/PRO421C and 7 - PW7K1R2/PRO42R2
- Convenient knockout configuration:
 - One (1) single knockout - 2" Conduit
 - Two (2) double knockout - 1.25" Conduit and 1.5" Conduit
 - Thirteen (13) double knockouts - 3/4" Conduit and 1" Conduit
- Unit includes:
 - Removable backplane
 - 3" high finger duct for wire management
 - Custom Wire Harnesses for power distribution and controller connections
- 16 AWG galvanized steel backplane simplifies board layout and wire management
- Supervision
 - AC Fail
 - Battery Fail and Battery Presence
- Agency Listings:
 - All Altronix components of this Trove kit are UL Listed sub-assemblies. Please refer to the Sub-Assembly Installation Guides for further information
 - UL: UL294 - Access Control System
 - cUL: CAN/ULC - s319-05 - Electronic Access Control Systems
 - CE European Conformity
- Enclosure accommodates up to four (4) 12VDC/12AH batteries
- Lifetime Warranty*

**Altronix Power Supply/Chargers and Sub-Assemblies only*

Specifications

Power Supply/Charger 1 (eFlow104NB):

Input

Voltage	120VAC, 60Hz, 4.5A
Input Fuse	6.3A/250V

Output

Voltage	24VDC @ 10A
Auxiliary	1A (unswitched)
Protection	Oversvoltage protection. Filtered and regulated

Power Supply/Charger 2 (eFlow102NB):

Input

Voltage	120VAC, 60Hz, 3.5A
Input Fuse	5A/250V

Output

Voltage	12VDC @ 10A
Auxiliary	1A (unswitched)
Protection	Oversvoltage protection. Filtered and regulated

Both Power Supplies:

Battery Charging

Capacity	12VDC/12AH (4 within enclosure) 40AH/65AH (requires separate enclosure)
Type	Sealed lead acid or gel type
Failover	Upon AC loss, instantaneous
	Batteries are sold separately

Fire Alarm Disconnect

Supervised	Latching or non-latching
EOL	10K Resistor

Supervision

AC Failure	Form "C" contacts
Battery	Form "C" contacts

Low DC Power Shutdown

Shuts down DC output terminals if battery voltage drops below 71-73% for 12V units and 70-75% for 24V units (depending on the power supply). Prevents deep battery discharge

Indicators (LED)

AC Input	120VAC is present
DC Output	Powered
Battery	Discharged or not connected

Two (2) Dual Input Access Power Controllers (ACMS8):

Input

Voltage	24VDC from eFlow104NB 12VDC from eFlow102NB
Input Fuses	15A/32V

Outputs

Voltage	24VDC
	Eight (8) 24VDC independently controlled fused outputs:
	a) Fail-Safe and/or Fail-Secure power outputs. Form "C" Relays rated 28VAC or VDC @ 2.5A
	b) Auxiliary power outputs (unswitched)
	c) Any combination of the above

Output Fuses	3A/32V
--------------	--------

Indicators (LED)

Red LEDs	Outputs are triggered (relays energized)
Green LED	FACP disconnect is triggered

Two (2) Dual Input Power Distribution Modules (PDS8):

Input

Voltage	24VDC from eFlow104NB 12VDC from eFlow102NB
Input Fuses	10A/32V

Outputs

Voltage	12VDC and/or 24VDC
	Any of the eight (8) power outputs are selectable to follow power Input 1 or Input 2
	Individual outputs may be set to OFF position for servicing
Output Fuses	3A/32V

Indicators (LED)

DC Output	Eight (8) individual output LEDs
Green:	12VDC
Red:	24VDC

T3HW75XK1 Kit:

Agency Listings

All components of this Trove kit are UL Listed sub-assemblies. Please refer to the corresponding Sub-Assembly Installation Guides for further information

CE European Conformity

Physical and Environmental:

Dimensions (H x W x D)

Enclosure:	36.12" x 30.125" x 7.06" (917.5mm x 768.1mm x 179.3mm)
Shipping:	40.75" x 35.25" x 12" (1035.1mm x 895.4mm x 304.8mm)

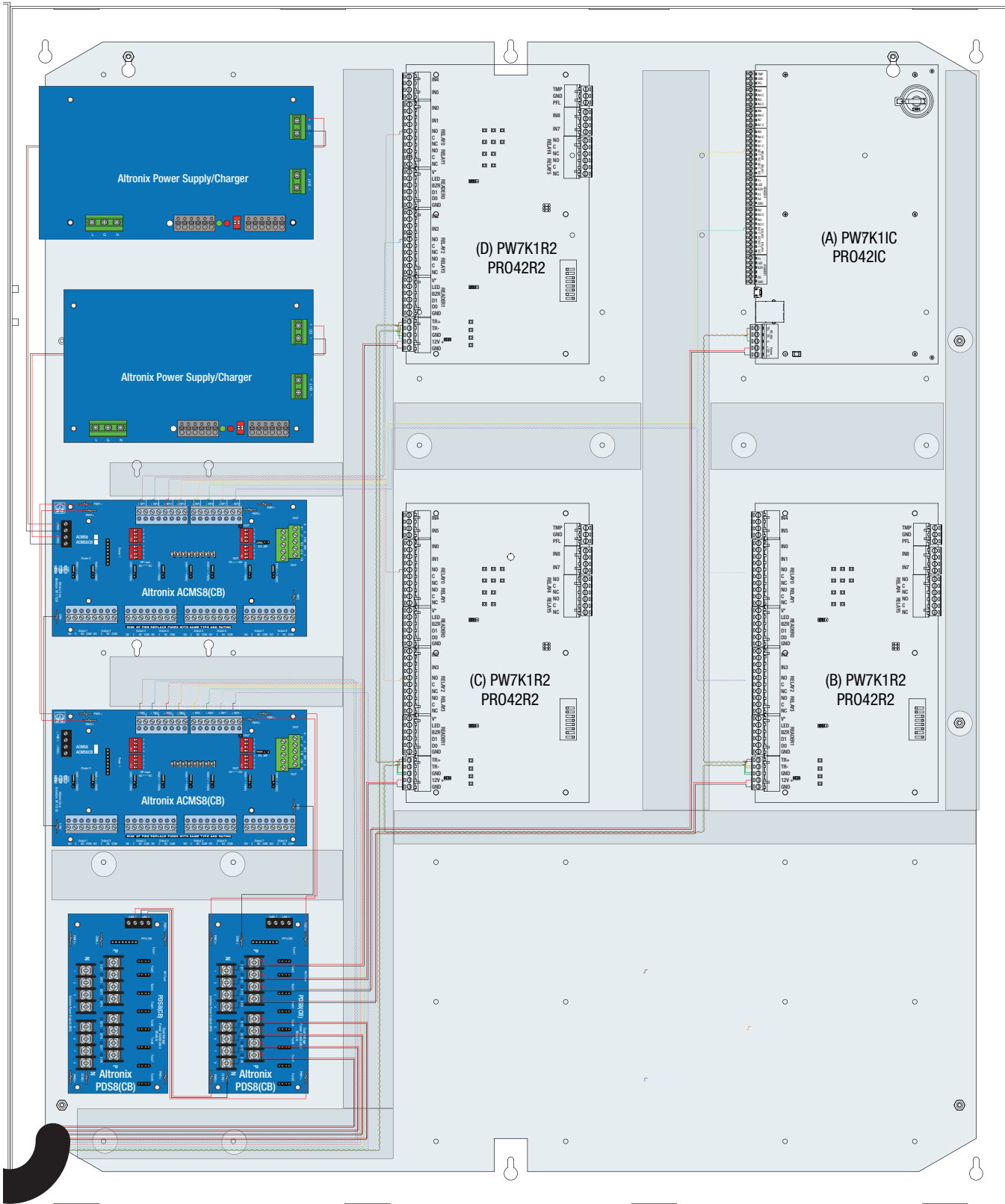
Weight (approx.)

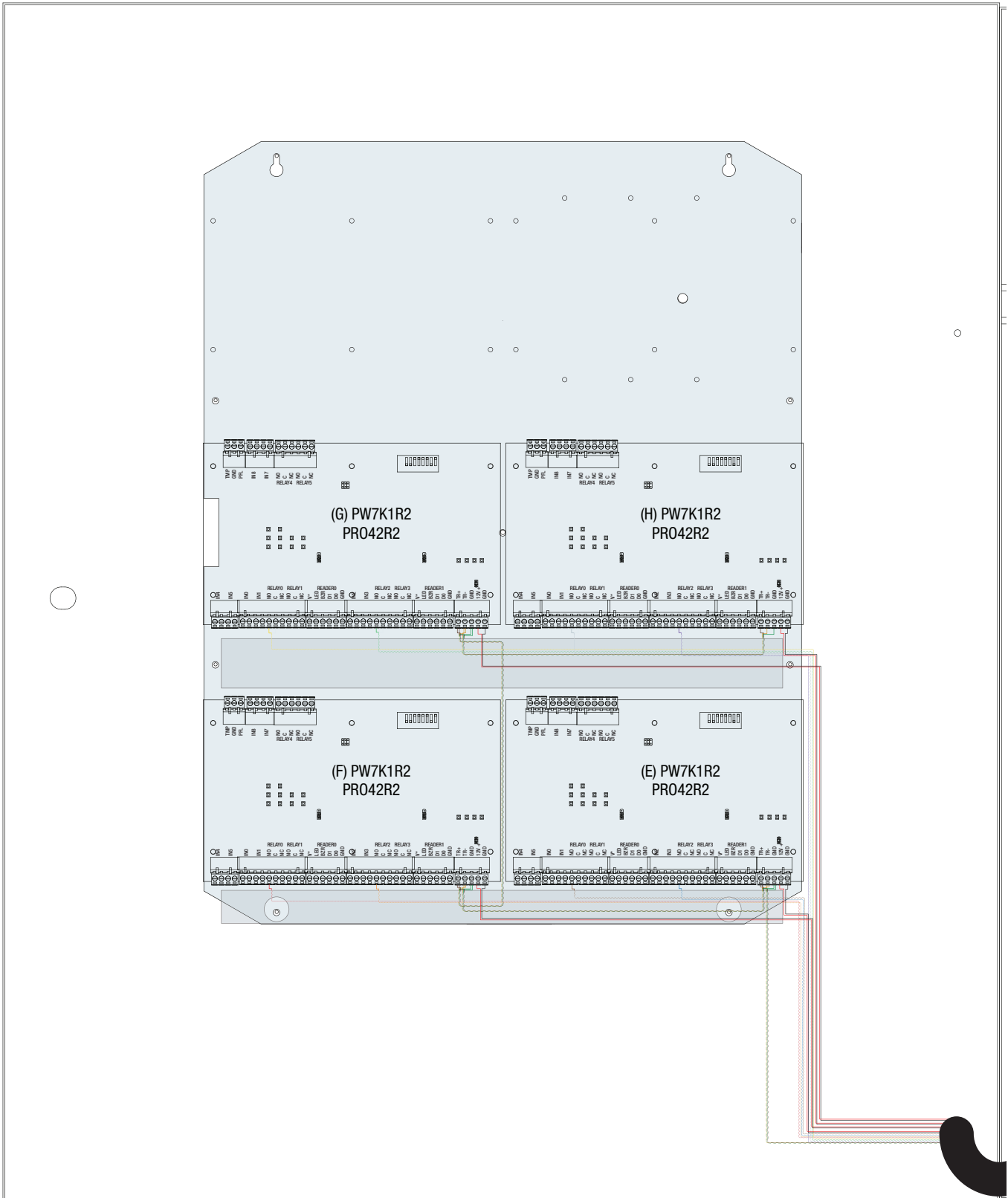
Product:	85.6 lb. (38.83 kg)
Shipping:	98.8 lb. (44.82 kg)

Temperature

Operating	0°C to 49°C (32°F to 120°F)
Storage	-20°C to 70°C (-4°F to 158°F)

Relative Humidity 85% +/- 5%
 BTU/Hr. (approx.): 263 BTU/Hr.





Accessories (order separately) —————



LINQ2

LINQ2 - Network Supervision

Altronix LINQ2 Network Communication Module provides remote supervision, control and monitoring over LAN/WAN

- Remotely reports accurate power diagnostics
- Controls power and resets devices
- Reports system diagnostics via Email



WM5

WM5, WM25, WM100 - Magnetic Cable Tie Mounts

Altronix WM5, WM25, and WM100 are packs of 5, 25 or 100 magnetic cable tie mounts respectively. They accommodate standard zip ties or velcro straps. These are ideal for wire management in our Trove series.



Mounting Magnet

MM4, MM8, MM12, MM24 - Magnetic Mounting Solution

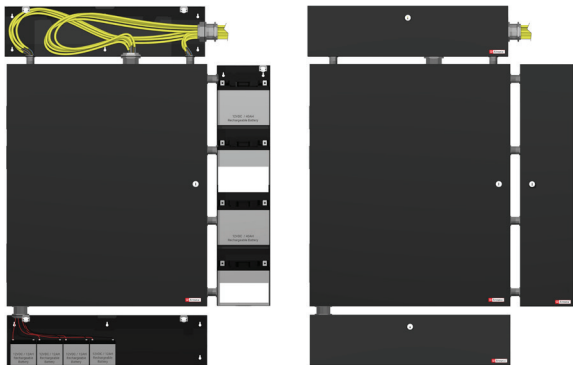
Altronix mounting magnets accommodate screws and nylon standoffs to allow for mounting various boards/ accessories in any metal enclosure or backplane.



BR1

BR1 - Sub-Assembly Mounting Bracket

Altronix BR1 mounting bracket is compatible with Altronix Maximal and Trove enclosures. It allows to mount one (1) PD4UL(CB), PD8UL(CB), ACM4(CB), MOM5, VR6, PDS8, NetWay5B or LINQ8PD(CB) sub-assembly on the enclosure's inside wall, saving valuable space.



TROVE3BWC / TROVE3SWC - Battery/Wire Trough Enclosure

Altronix Trove3BWC and Trove3SWC are dual-purpose enclosures that can be used as wiring troughs or battery cabinets when mounted above or below (Trove3BWC) or on either side (Trove3SWC) of the Trove integrated power and access solution. The knockouts on the Trove3BWC and Trove3SWC have been strategically placed to line up with the Trove3 allowing for easy conduit connections between cabinets. Trove3BWC and Trove3SWC include cam locks and 2 tamper switches each to ensure access to wiring and batteries is secure.

Typical battery/wiring setup with Trove3 Enclosure (not included)

Dimensions and Drawing

Dimensions (H x W x D approximate)
 36.12" x 30.125" x 7.06" (917.5mm x 768.1mm x 179.3mm)

