



Professional Smart Security

Connect+ Security System

The easiest system to learn and install.

For Professional Security Dealers looking for a simple and high-value smart security system, Alula's Connect+ is straightforward to learn, operate and manage.

Built for a wide range of residential and small business applications, its unique wireless design makes it effortless for alarm dealers to maximize their time and save money by leveraging the industry's quickest installation and 5G-ready, on-demand cellular technology.



[Learn more at alula.com/connect](http://alula.com/connect)

Benefits of using Connect+



Save Time

Offer the quickest-to-install system in the industry and increase technician productivity.



Unleash RMR

Increase attachment rates with smartphone control, cameras and automation.



Easy Programming

The easiest platform to learn, operate and manage removes headaches associated with switching systems.



Save Money

Save money by eliminating the inevitable LTE/4G sunset with a system that's 5G-ready.



Better Service

Remote programming, troubleshooting, and over-the-air firmware updates.



Maximum Flexibility


No need to run wires with the ability to place touchscreens in the most convenient location for your customer.

Flexible kit offerings


Pre-programmed and pre-enrolled

	Starter	Core	Builder	Takeover	Premium	Platinum
Panel	x	x	x	x	x	x
Cellular		x		x	x	x
Z-Wave & Translator				x		
Z-Wave			x		x	x
LED Keypad		x				
Slimline Touchpad			x	x	x	x
Long Life DWS	xx	xxx	xxx		xxx	
NanoMax DWS						xxx
Motion	x	x	x		x	x
Part Number	CP-Starter	CP-Core-V CP-Core-A	CP-Builder	CP-Takeover	CP-Premium-V CP-Premium-A	CP-Platinum-V CP-Platinum-A


Customer Controls



Remote control of security, lights, locks and thermostats




Unique and customizable home screen




Arm/disarm system and view cameras

— Alula Interactive Mobile App —


Account Management



Comprehensive account management



Usage reports and event logs



Remote troubleshooting and configuration

— Alula Connect Dealer Portal —

Accessories

Control Interfaces



Slimline Touchpad Pro
RE667W-PRO



LED Keypad
RE652

Cameras



Video Doorbell
CAM-DB-3S1




Indoor 360
CAM-360-3S1




Outdoor Bullet
CAM-OD-3S1


Sensors




Indoor D/W
DWS-LL




Outdoor D/W
RE607




Smoke
RE614




Indoor Motion
RE611P




Flood & Temp
RE618



CO
RE615



Tilt
RE606



Glass Break
RE629