Altronix®

Rev. 09092022

T1CVKT6SD (Kit)

Access & Power Integration Solution for CDVI

TROVE™

Altronix T1CVKT6SD kit consists of Trove1 enclosure, TC1 CDVI/Altronix backplane with one (1) Tango1B PoE Driven Power Supply and one (1) PTC access power controller. This kit also accommodate various combinations of CDVI Atrium A22K/A22NB/ADH10 boards for up to six (6) doors in a single enclosure. Trove simplifies board layout and wire management, reduces installation time and labor costs.



T1CVKT6SD

CDVI

CDVI modules are not included

Key Features

- Utilizes Hi-PoE (802.3bt) to simultaneously deliver 12VDC & 24VDC for powering access control and security devices
- Accommodates up to two (2) CDVI Atrium A22K/A22NB/ADH10 boards
- Convenient knockout configuration:
  - One (1) single knockout 1.948" (1-1/2" Conduit).
  - Nine (9) double knockouts 1.362" (1" Conduit) / 1.115" (3/4" Conduit).
- 16 AWG galvanized steel backplane simplifies board layout and wire management
- Enclosure accommodates up to four (4) 12VDC/12AH batteries
- Supervision
  - AC Fail
  - Battery Fail and Battery Presence
- Agency Listings:
  - All Altronix components of this Trove kit are UL Listed sub-assemblies. Please refer to the Sub-Assembly Installation Guides for further information
  - UL: UL294 - Access Control System
  - cUL: CAN/ULC - s319-05 - Electronic Access Control Systems
  - CE European Conformity
- Lifetime Warranty*

**Altronix Power Supply/Chargers and Sub-Assemblies only*

Accessories (order separately)

NetWayBT Series - 802.3BT 4PPoE Midspan Injectors

Altronix NetWayBT Series Midspan Injectors provide 802.3bt (90W) power and pass data for PoE compliant devices. PoE device may be located up to 100m from the unit.

WM5

WM5, WM25, WM100 - Magnetic Cable Tie Mounts

Altronix WM5, WM25, and WM100 are packs of 5, 25 or 100 magnetic cable tie mounts respectively. They accommodate standard zip ties or velcro straps. These are ideal for wire management in our Trove series.

Mounting Magnet

MM4, MM8, MM12, MM24 - Magnetic Mounting Solution

Altronix mounting magnets accommodate screws and nylon standoffs to allow for mounting various boards/ accessories in any metal enclosure or backplane.

Altronix Corporation | 140 58th St | Brooklyn, NY 11220 USA
phone: +1 718.567.8181 | fax: +1 718.567.9056 | email: info@altronix.com | www.altronix.com

Altronix®

T1CVKT6SD (Kit)

Access & Power Integration Solution for CDVI

TROVE™

Specifications

PoE Driven Power Supply/Charger (Tango1B):

Ethernet Input

802.3bt PoE up to 90W (or 802.3at up to 30W or 802.3af up to 15W)

Power Output (when using 802.3bt 90W)

12VDC up to 5.4A (65W) and/or 24VDC up to 2.7A (65W)
Combined output not to exceed 65W

When charging batteries:

12VDC up to 4.6A (55W) and/or 24VDC up to 2.3A (55W)
Combined output not to exceed 55W

Ethernet Output

Pass-through Ethernet Port (data only)

Battery Charging Circuit

12VDC battery charger for Lithium Iron Phosphate Battery ($LiFePO_4$ only)
Unique technology allows for single battery to backup
12VDC and/or 24VDC systems

Supervision

Loss of PoE Input
Battery Supervision

Indicators (LED)

Input	Indicates input voltage is present
Output	Indicates normal operating condition
PoE Type	PoE Class Indicator
Supervision	PoE Fail or BAT Fail

Access Power Controllers (ACMS8CB):

Inputs

Voltage	12VDC and 24VDC from Tango1B
Current Consumption	
0.6A @ 12V, 0.3A @ 24V with all relays energized	
Input PTC	9A

Outputs

Voltage	12VDC and/or 24VDC

Access Power Controllers (ACMS8CB) (cont'd):

Eight (8) independently controlled PTC outputs
a) Fail-Safe and/or Fail-Secure power outputs.
Form "C" Relays rated 28VAC or VDC @ 2.5A
b) Auxiliary power outputs (unswitched)
c) Any combination of the above

Output PTCs	2.5A

Indicators (LED)

Red LEDs	Outputs are triggered (relays energized)
Blue LED	FACP disconnect is triggered
Individual voltage LEDs	
Green:	12VDC
Red:	24VDC

T1CVKT6SD Kit:

Agency Listings

All components of this Trove kit are UL Listed sub-assemblies. Please refer to the corresponding Sub-Assembly Installation Guides for further information.

CE	European Conformity.

Physical and Environmental

Dimensions (H x W x D)

Enclosure:
18" x 14.5" x 4.62" (457.2mm x 368.3mm x 118.0mm)
Shipping:
21.75" x 18.25" x 5.75" (552.5mm x 463.6mm x 146.1mm)

Weight (approx.)

Product	15.5 lb. (7.0 kg)
Shipping	19.5 lb. (8.9 kg)

Temperature

Operating	0ºC to 49ºC (32ºF to 120ºF)
Storage	– 20ºC to 70ºC (– 4ºF to 158ºF)
Relative Humidity	85% +/– 5%
BTU/Hr (approx.):	54 BTU/Hr.

T1CVKT6SD (Kit)

Access & Power Integration Solution for CDVI

Access Controller Position Chart for the Following Models:

CDVI	Pem Mounting
A22K1NB, A22NB, ADH10	A



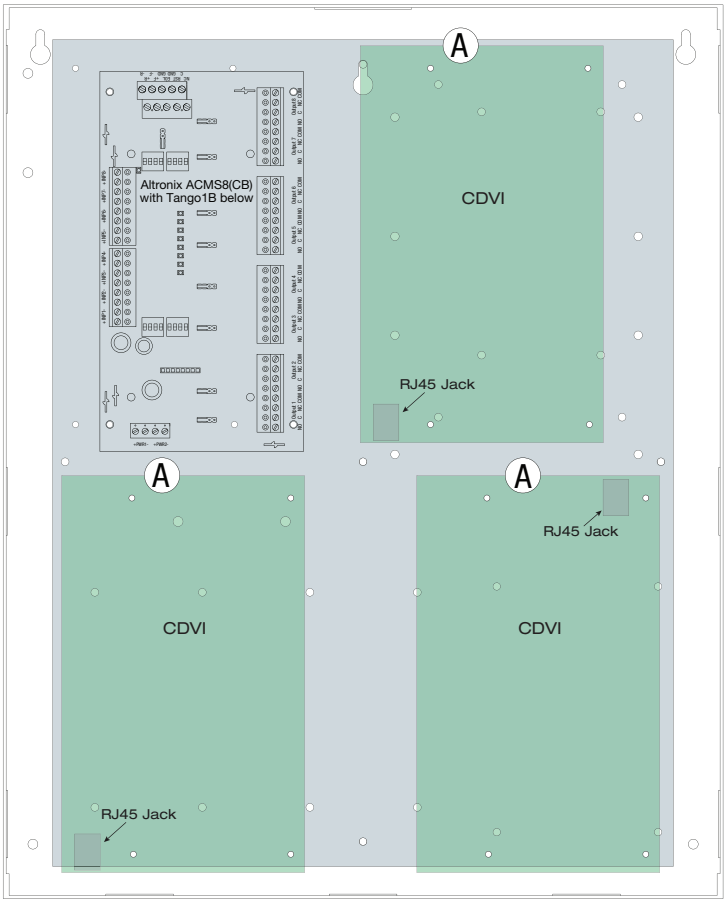

Altronix Corporation | 140 58th St | Brooklyn, NY 11220 USA
phone: +1 718.567.8181 | fax: +1 718.567.9056 | email: info@altronix.com | www.altronix.com

Altronix®

T1CVKT6SD (Kit)

Access & Power Integration Solution for CDVI

TROVE™

Dimensions and Drawing

Dimensions (H x W x D approximate)

18” x 14.5” x 4.62” (457.2mm x 368.3mm x 118mm)

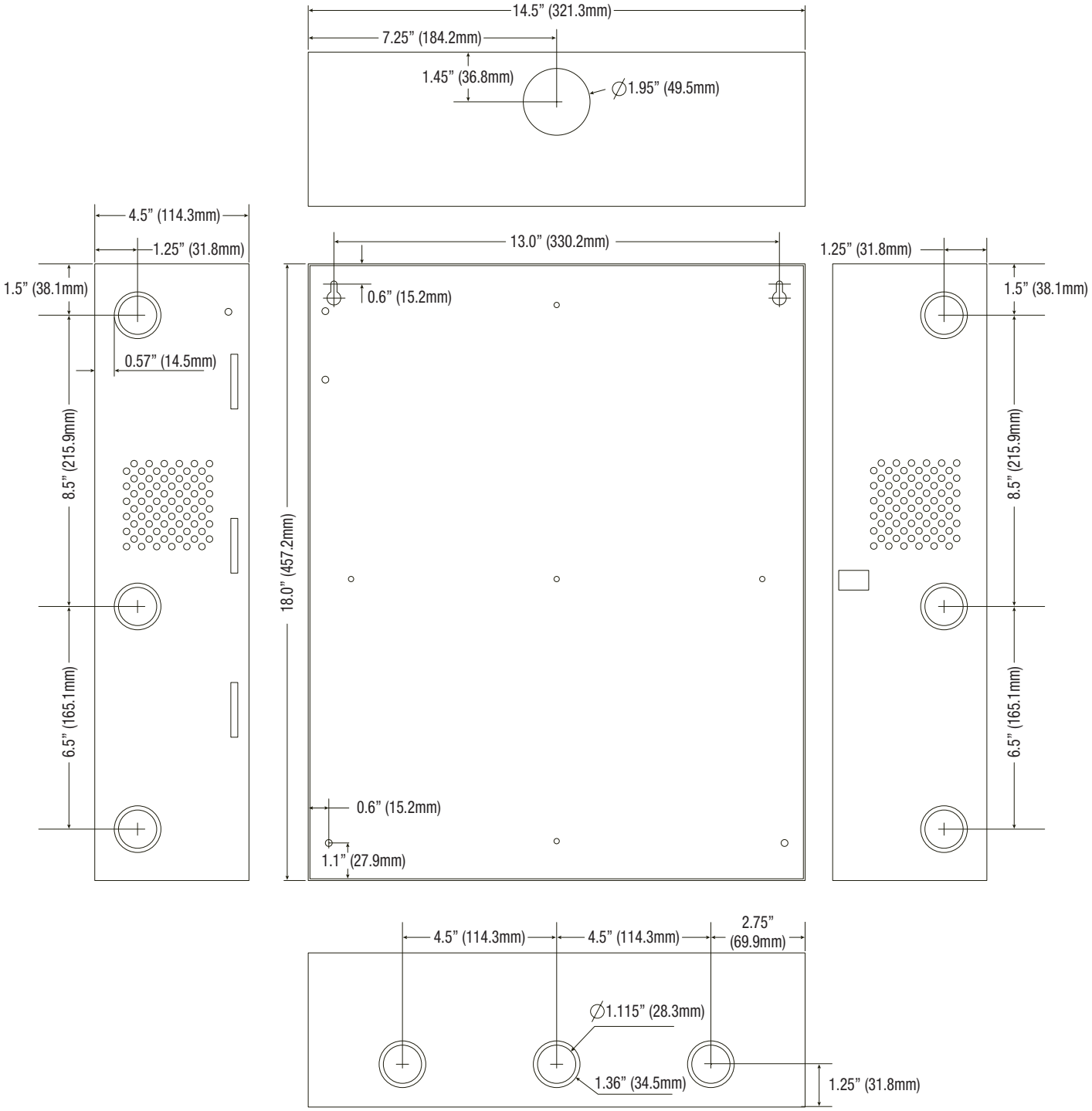

Altronix Corporation | 140 58th St | Brooklyn, NY 11220 USA
phone: +1 718.567.8181 | fax: +1 718.567.9056 | email: info@altronix.com | www.altronix.com