



PRODUCT DATASHEET

PiCaP

Economical Pliers




Insert the CaP



Insert the connector between the handle tips of the pliers. To terminate the connection squeeze the handles, placing your hand near the connector to obtain greater leverage.


Detail of handles



Put CaP neck in the squared tips

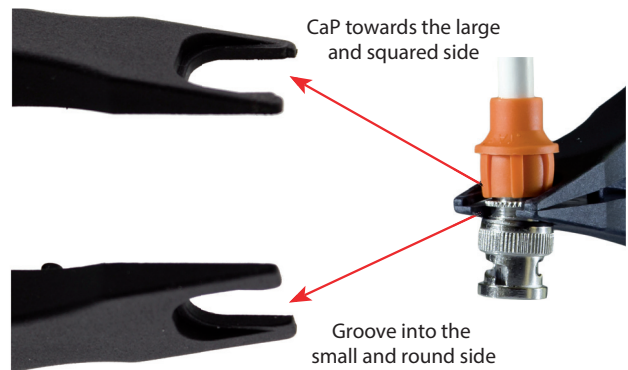
Put mouth of the connector in the shaped tips

Remove the CaP



Insert the connector groove in the fingers (closed) at the top of the PiCaP and squeeze the handles to open the connection.

Detail of tips



CaP towards the large and squared side

Groove into the small and round side

Mechanical Specification

Body Material: Nylon + 50% Glass Fiber
Weight: 64 g