

# IQ MINI DW QUICK INSTALL GUIDE



**STEP 1**

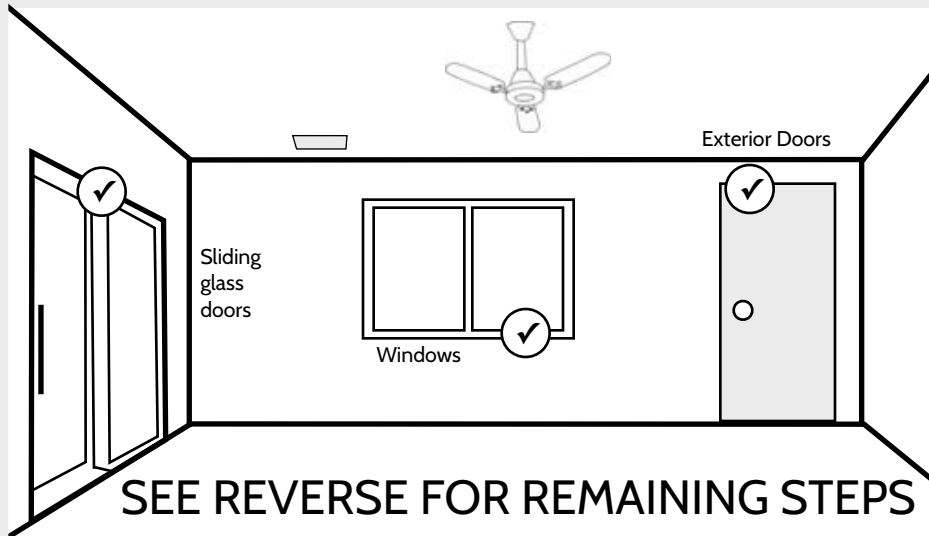
CHOOSE  
INSTALLATION  
LOCATION

**Also great for:**

Medicine cabinets  
Gun safes

Garage doors  
Interior doors

## SPECIFICATIONS



Sensor: 2.25" H x 1" W x .5" D

Wireless signal range: 600ft (200M), open air.  
Code outputs: tamper, tamper restore, alarm, alarm restore, low battery.

Transmitter frequency: 319.5 MHz

Unique code ID

Supervisory keep-alive interval: 70 minutes.

RF Peak field strength: typical 36000 uV/m at 3m

Operating Temperature: -10C-50C

Relative Humidity: 5-95% Non-Condensing

Storage Temperature: -40-80C

Replace battery with exact replacement every 5 years with 3V Lithium (x2).

- (2) -Panasonic CR2032  
-Energizer CR2032  
-Duracell DL2032

Note: Battery Safety

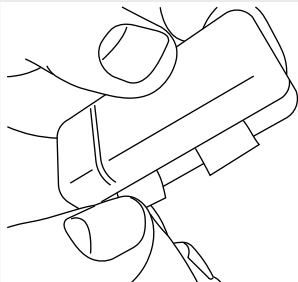
Observe polarity when inserting replacement batteries to avoid damaging the sensor.

Risk of fire, burns and explosion. Do not recharge, disassemble, burn or expose batteries to temperatures above 100C (212F)


Dispose of used batteries properly and in accordance with all local laws. Keep batteries away from children

This is a quick guide for experienced installers only. Refer to <http://dealers.qolsys.com> (login required)

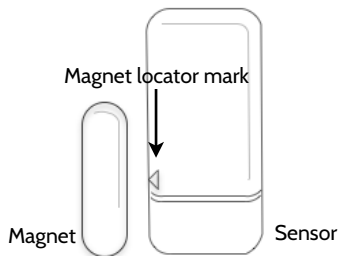
**STEP 2** REMOVE BATTERY TABS



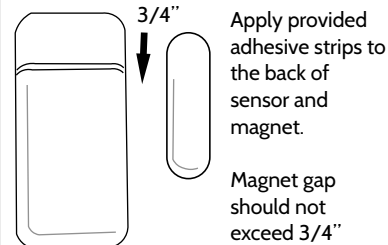
**STEP 3** APPLY ADHESIVE



**STEP 4** LINE UP SENSOR & MAGNET



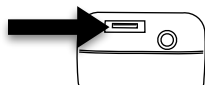
**STEP 5** SECURE SENSOR & MAGNET



**STEP 6** LEARN INTO PANEL



Place your panel in "autolearn" mode



Open and close the case to "tamper" the device



Customize name and settings as desired and touch "ADD"



ASK **JENNI**  
Qolsys

Document#: IQMDW-QG-02-17

Revision#: 2/24/17

Qolsys Product #:

QS1115-840 (white)

QS1116-840 (brown)

Qolsys Inc. proprietary.

Reproduction without permission is not permitted.

FCC ID: 2ABBZ-RF-MDWS

IC: 11817A-RFMDWS

**GOT QUESTIONS?**  
CONTACT TECH SUPPORT  
[TechSupport@Qolsys.com](mailto:TechSupport@Qolsys.com)

This device complies with part 15 of the FCC Rules. Operation is subject to the following two conditions: (1) This device may not cause harmful interference, and (2) this device must accept any interference received, including interference that may cause undesired operation. Changes or modifications not expressly approved by the party responsible for compliance could void the user's authority to operate the equipment.

This device complies with Industry Canada licence-exempt RSS standard(s). Operation is subject to the following two conditions: (1) this device may not cause interference, and (2) this device must accept any interference, including interference that may cause undesired operation of the device.

Cet appareil est conforme avec Industrie Canada exempts de licence standard RSS (s). Son fonctionnement est soumis aux deux conditions suivantes: (1) cet appareil ne doit pas provoquer d'interférences et (2) cet appareil doit accepter toute interférence, y compris celles pouvant causer un mauvais fonctionnement de l'appareil.