



# TCCPS RING AND SLIT STRIPPER INSTRUCTIONS

## FOR SLIT STRIPPING


**Step 1.** Change the V cutting base to the desired fiber size.



**Step 2.** If necessary, adjust the slitting blade height.



**Step 3.** Insert the fiber cable into the groove and pull the cable to slit as needed.





## FOR RING STRIPPING

**Step 1.** If necessary, adjust the stripping blade height using the top knob.



**Step 2.** Insert the fiber optic cable into the desired groove and spin the TCCPS around the cable. Dress cable as needed.



## TCCPS SPECIFICATIONS

**Length:** 2.87" (72.9mm)  
**Weight:** 0.05lbs (22g)  
**Material Body:** ABS  
**Blade:** SK5

1. Slit stripping  $\varnothing$ 1.2~3.2mm fiber optic
2. Slit stripping  $\varnothing$ 3.2~6.4mm fiber optic
3. Rotary stripping  $\varnothing$ 3.2~6.4mm fiber optic
4. Rotary stripping  $\varnothing$ 1.2~3.2mm fiber optic

**REPLACEMENT BLADE SETS**  
TCCPS-RING-2  
TCCPS-SLIT-2

1390 Aspen Way Vista, CA • 92081

Latin America Phone : 1.760.510.0558 | EMEA Phone: +44 (0) 1633 927 050

©2021 Tempo Communications Inc. • An ISO 9001 Company

[TempoCom.com](http://TempoCom.com) | tel 800.642.2155 | [sales@tempocom.com](mailto:sales@tempocom.com)



Follow us on Social Media  
[@TempoComms](https://www.instagram.com/TempoComms)