



100%
CERTIFIED
US STEEL



MADE IN
THE U.S.A.



EIA
TIA
COMPLIANT

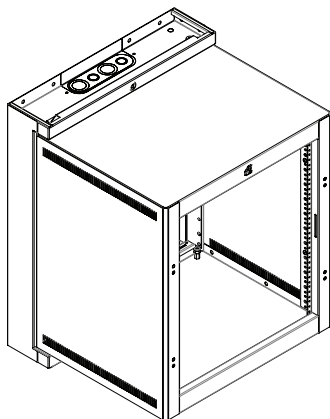


RoHS
COMPLIANT

features.

- **Panel Space:** 12U or 21" [533]
- **Overall Height:** 28.825" [732]
- **Overall Depth:** 21.92" [557]
- **Usable Depth:** 19.34" [491]
- **Overall Width:** 23.06" [586]
- **Description:** Economical two-part rack features a backbox and separate mounting section that attaches with heavy duty bolts through steel fasteners/securing nuts.
- **Construction:** 16-gauge certified U.S. steel construction with black wrinkle powder epoxy finish. Beveled edge corners on mounting section.
- **Installation Note:** Backbox and mounting section are boxed together. Mounting section swings open 90 degrees and requires minimum swing clearance equivalent to mounting section depth (18.178") plus 1" if optional front door is added.
- **Backbox:**
 - 28.825"H x 3.65"D x 23.06"W
 - 16" mounting centers
 - 10"W center wiring path accommodates wall obstructions and aids cable management
 - Top and bottom include KOs for wireless antennae (1/2") and an integral laser-cut section with knockout panel and combination EKOs for conduit (1/2"–3/4" and 1"–1-1/2")
 - Multiple bridge lances and obrounds on back plane for cable management.
 - Two center locks (upper and lower) are keyed differently than the optional front door
- **Front Mounting Section:**
 - 25.38"H x 18.178"D x 23.06"W
 - Connects to backbox (right or left-hand swing) with two heavy duty bolts through steel fasteners/securing nuts
 - Welded sides feature upper and lower vents
 - Nutserts on front frame are used to add optional surface-mount door (left or right swing).
- **Rack Rails (12U fixed-position):** One pair mounting rails, 11-gauge steel with black finish, 10-32 threaded holes and numbered RU increments. Rails are recessed from frame to allow 1.38" clearance for equipment knobs and connections between equipment and (optional) front door.
- **Hardware:** Black pilot point screws with captive washers for quick installation and 5/16" Allen wrench.
- **Compliance:** EIA/TIA compliant. RoHS compliant.
- **Load Capacity:** 150 lbs. [68 kg]
- **Optional:**
 - Front door (LFD Series)
 - Additional rails (RRTF-12)
 - Rail conversion bracket changes fixed-position rails to adjustable style to move rails deeper into the rack (RRTBF)

a&e specifications.

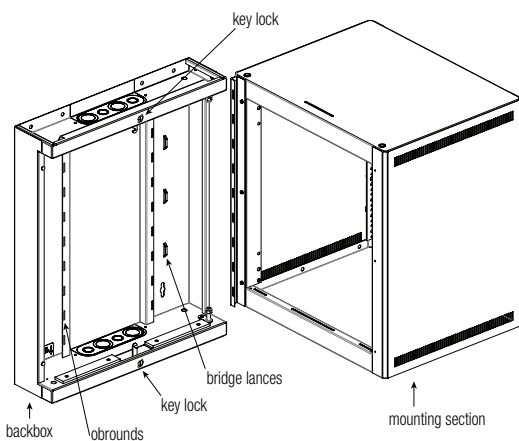
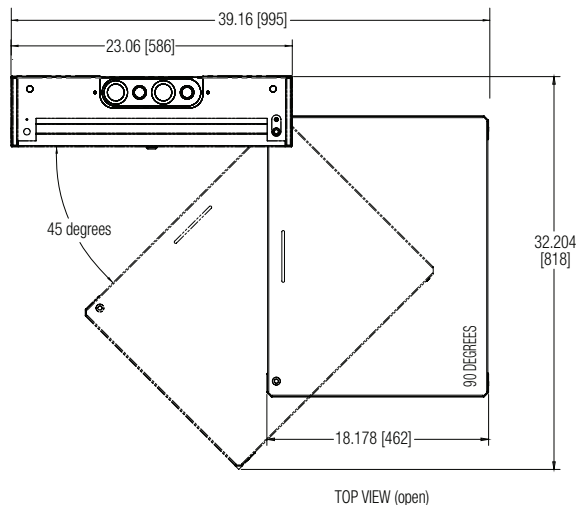
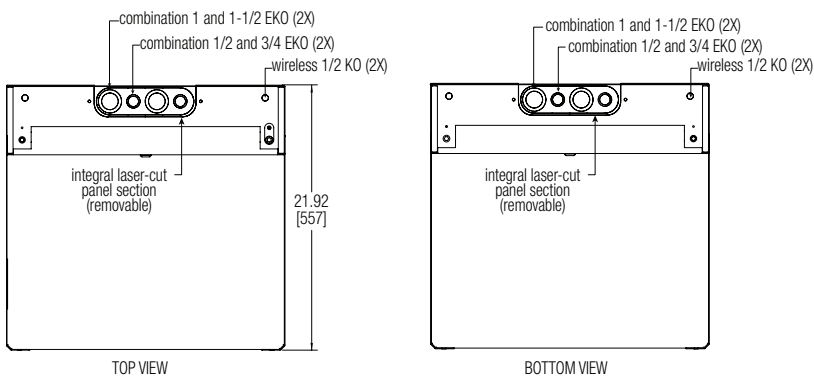
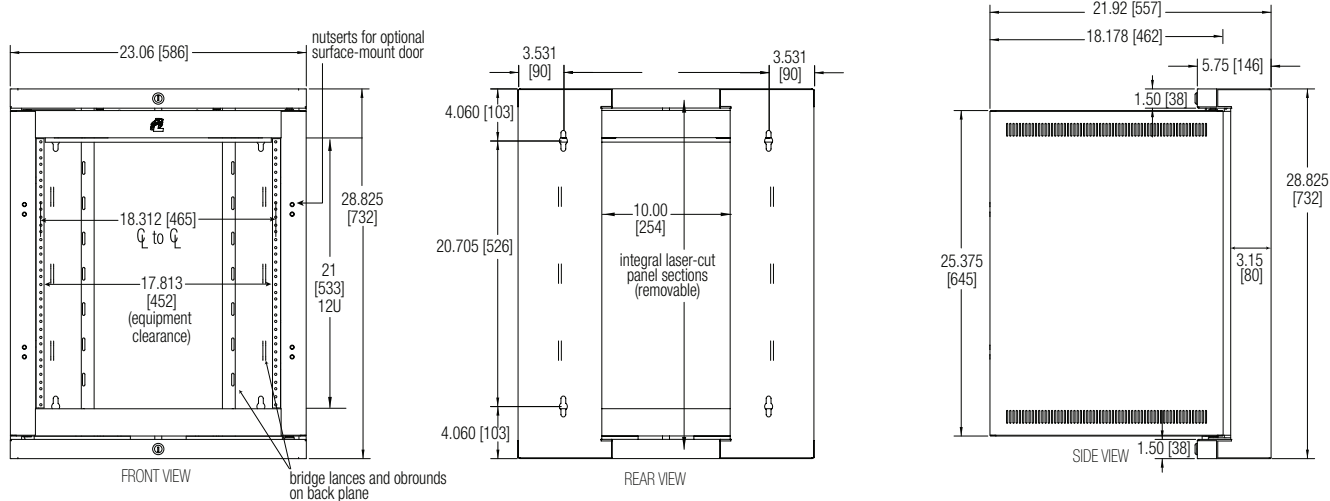


The EIA/TIA compliant 19" wall-mount rack shall be Lowell model LWSR-1222 which shall consist of a backbox and separate mounting section that attaches with two bolts through steel fasteners/securing nuts and swings open for access. Overall dimensions (including backbox and mounting section) shall be 28.825"H x 21.92"D x 23.06"W. Usable panel space shall be 12 rack units; usable depth shall be 19.34". Rack construction shall be fully welded 16-gauge certified U.S. steel with black wrinkle powder epoxy finish. The backbox shall feature keyhole slots to mount on 16" centers, a 10" wide center wiring path and multiple bridge lances and obrounds for cable management. The top and bottom shall include KOs for wireless antennae (1/2"), and an integral laser-cut section with knockout panel and combination EKOs for conduit (1/2"–3/4" and 1"–1-1/2"). It shall include two key locks. The mounting section shall feature welded sides with upper and lower vents, solid top and base, and provisions to accept an optional surface-mount door. It shall include 1 pair of (12U) fixed-position rails with black finish,

holes tapped 10-32, and numbered rack unit increments. The rack shall be manufactured in the U.S.A. and have a load capacity of 150 lbs.

Optional

- The rack shall include a solid steel surface-mount front door with key lock, Lowell model LFD-12.
- The rack shall include a smoked plexiglass surface-mount front door with key lock, Lowell model LFD-12P.
- The rack shall include a fully-vented surface-mount front door with key lock model, Lowell LFD-12FV.
- The rack shall include an additional pair of 12U mounting rails, Lowell model RRTF-12.
- The rack shall include a bracket to convert front rails from fixed-position to adjustable so they can be moved deeper into the rack, model RRTBF.



LWSR series summary

Model No.	Rack Units	Overall Depth	Usable Depth	Overall Height (with backbox)	Overall Height (rack)	Overall Width	Load Capacity	Fixed Rails*
LWSR-722	7 U	22.00 [559]	19.34 [491]	20.08 [510]	16.63 [422]	23.06 [586]	150 lbs [68 kg]	1 pr
LWSR-1022	10 U	22.00 [559]	19.34 [491]	25.33 [643]	21.88 [556]	23.06 [586]	150 lbs [68 kg]	1 pr
LWSR-1222	12 U	22.00 [559]	19.34 [491]	28.83 [732]	25.38 [645]	23.06 [586]	150 lbs [68 kg]	1 pr
LWSR-1622	16 U	22.00 [559]	19.34 [491]	35.83 [910]	32.38 [822]	23.06 [586]	150 lbs [68 kg]	1 pr

Rack dimensions (rounded) – inches and [mm]; 1U = 1.75"

*Rails can be converted to adjustable style by adding optional rail conversion bracket (#RRTBF)

