

| LIMITS | DEGREE CLASS | | | |
|-----------|--------------|-------|-------|-------|
| | A | B | C | D |
| <10 | ±0.02 | ±0.05 | ±0.10 | ±0.15 |
| 10~50 | ±0.05 | ±0.10 | ±0.15 | ±0.20 |
| 50~120 | ±0.10 | ±0.15 | ±0.20 | ±0.25 |
| 120~300 | ±0.15 | ±0.20 | ±0.25 | ±0.30 |
| 300~500 | ±0.20 | ±0.25 | ±0.30 | ±0.35 |
| 500~1000 | ±0.25 | ±0.30 | ±0.35 | ±0.40 |
| 1000~1500 | ±0.30 | ±0.35 | ±0.40 | ±0.45 |
| ANGEL | ±0.2° | ±0.5° | ±1.0° | ±1.5° |

| ZONE | REV. | DESCRIPTION | DATE | APPROVED |
|------|------|-----------------|------------|----------|
| | A | INITIAL RELEASE | 2016.12.30 | |

A

A

B

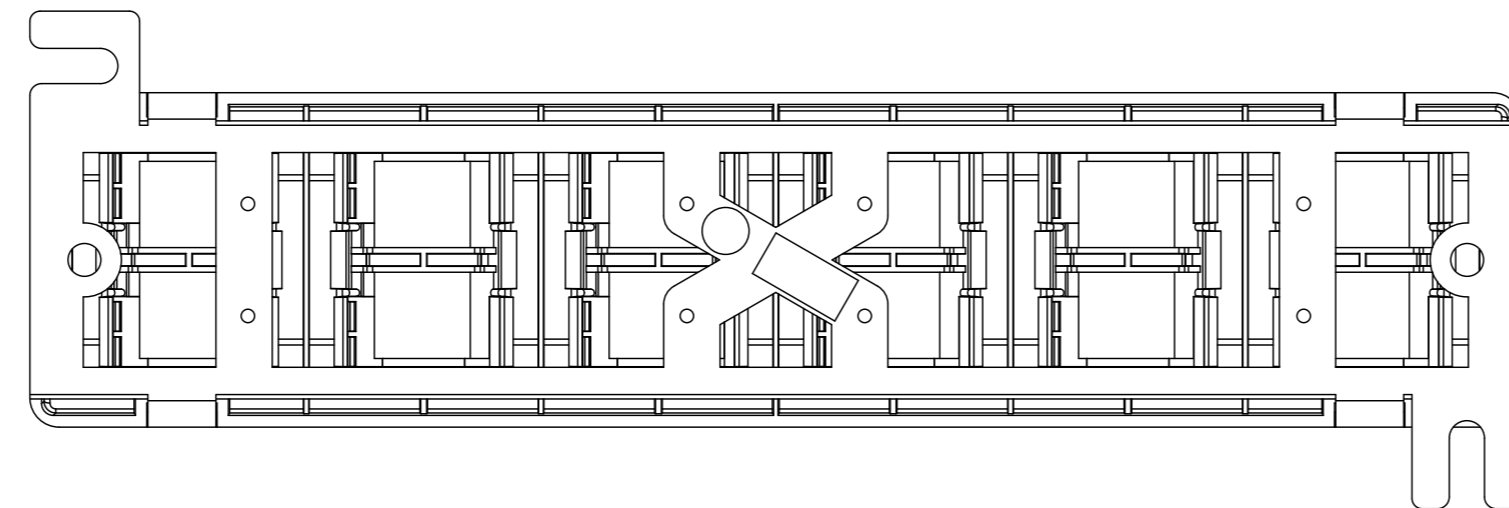
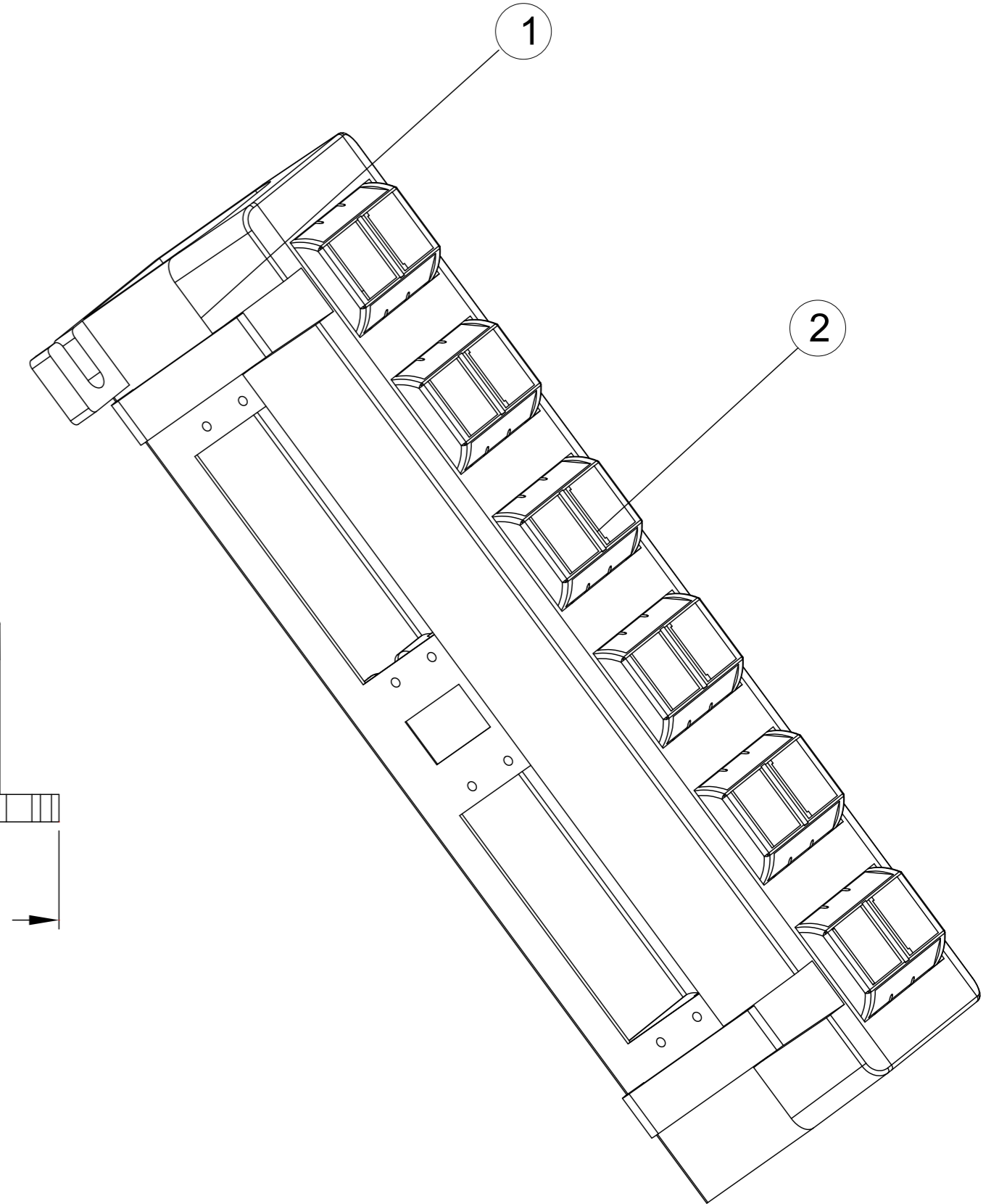
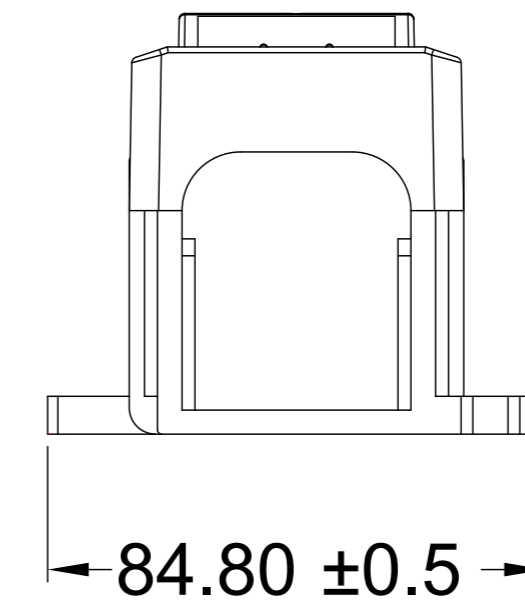
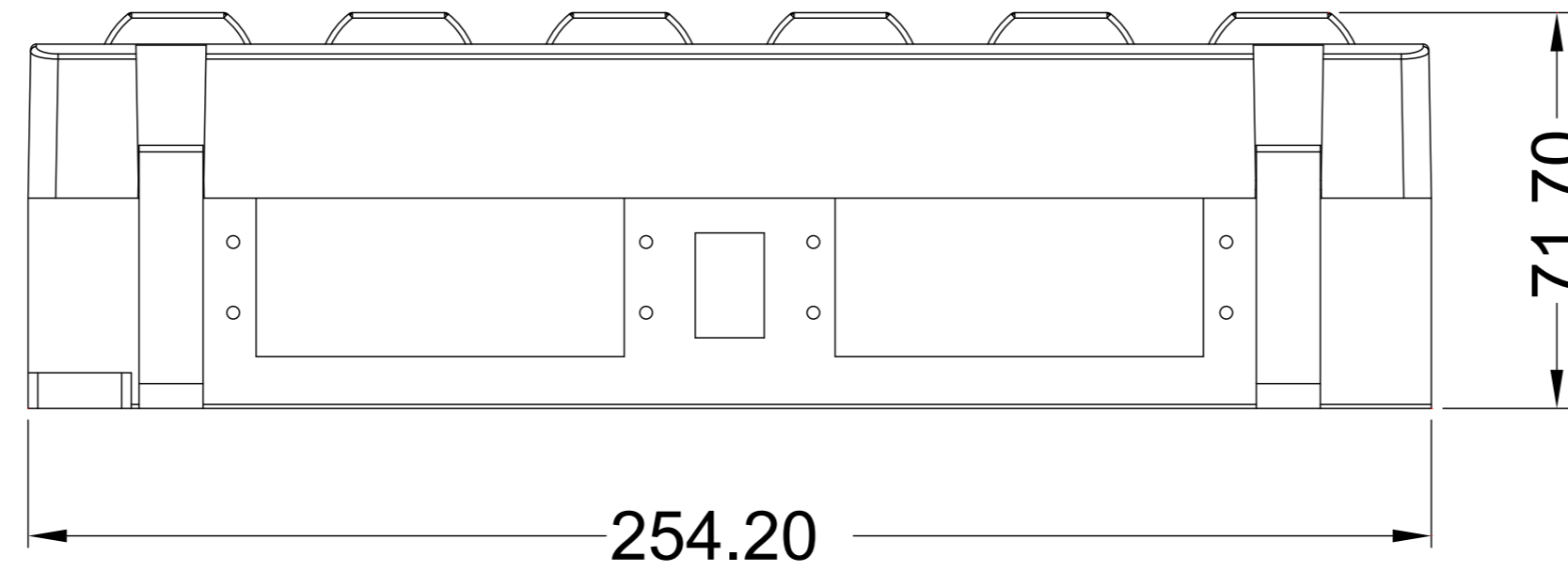
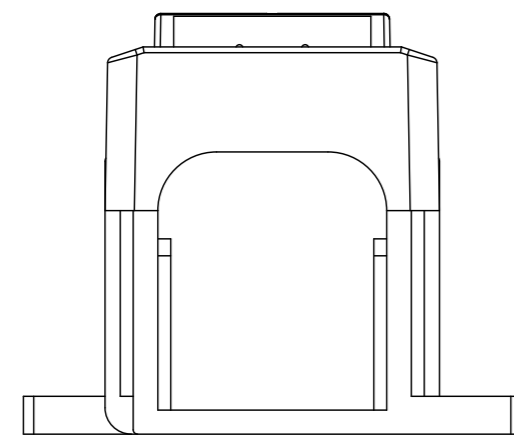
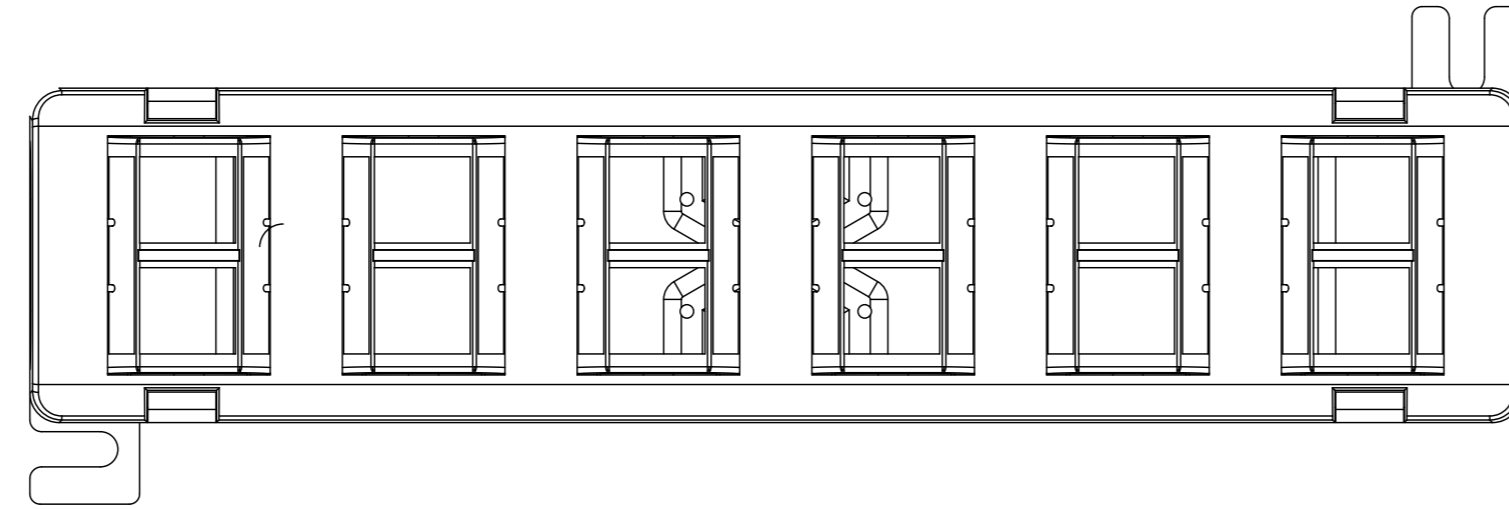
B

C

C

D

D



MATERIAL
 (1) PLASTIC MATERIALS:ABS 94V0
 (2) MODULE ROTATION ANGLE±27°

PHYSICAL CHARACTERISTICS
 1. BRACKET: ABS, BLACK
 2. OPERATION TEMPERATURE: -10 ~ 60 °C

| | | | | |
|---------------------|---|-----------------------------|--------|---|
| MODEL: S45-2012U | TITLE: 12 PORT BLANK PANEL WITH ANGLE PANEL | Simply45[®] | | |
| DRAWN: | PART NO. | UNIT | MM | |
| DESIGNED: | MATERIAL | SCALE | 1 : 1 | |
| CHECKED: | FINISH | SHEET | 1 OF 1 | |
| | TOOLING NO. | SIZE | REV. | A |
| APPROVED: | DWG NO. | | | |

1

2

3

4