



SR-H2L/H2S/H3L/H3S Line Array Speaker



DESCRIPTION

Type H line array speaker systems provide clear sound with directional focus on the listening area and a low degree of attenuation over distance, making them ideal for mainly vocal applications in medium-sized installations, even with highly reflective interior surfaces. Four Type H models are available, in close-proximity vertically arrayed short (9-speaker) or long (taller, 16-speaker) lengths, and linear or curved versions that create a uniform sound pressure coverage area. The linear versions emphasize extended transmission distance, while the curved models supply a 20-degree vertical directional angle, for shorter coverage distances. All models are energy-efficient and cost-effective, featuring slim, 84 mm (3.3")-wide enclosures with high-quality 7 cm (2.8") full-range speaker units, making them ideal for a wide range of interior installations.

FEATURES

• Clear sound over distance

The reflection-free and feedback-resistant speaker system's line array configuration works together with Sync-Drive (Synchronous Nexus Control) technology to keep the audio in phase with its sources, for a linear sound source.

• Enhanced audio dispersion and directivity

Speaker design provides optimally precise vertical directivity focus, while front grille structure provides wider horizontal dispersion. Curved speaker models employ a hyper-clothoid concept array with enhanced vertical audio dispersion.

• Space/Energy Efficient Design

The speaker system's line array configuration ensures higher output levels with less input power, and space-saving, cost-effective design features mean fully effective operation is possible without additional amplification equipment.

• Customized Application Versatility

Selection among four models ensures greater listening area customization. Up to two linear units can be connected for expanding the vertical coverage area. The slim and attractive design means that speakers can properly match the interior décor of the venue.

• Easy and Appropriate Installation

Thanks to optionally available mounting brackets, speakers may be easily placed in the most suitable location for their intended use, such as flat against a wall, on a wall at some horizontal and vertical angles, suspended from a ceiling, and mounted on a speaker stand. Removable input terminal connectors ensure easy and smooth hook-ups.



SR-H2L/H2S/H3L/H3S Line Array Speaker

SPECIFICATIONS

	SR-H2L	SR-H2S	SR-H3L	SR-H3S
Enclosure	Bass-reflex type			
Power Handling Capacity	Continuous program: 180W		Continuous program: 360W	
Rated Impedance	8 ohms			
Sensitivity	92 dB (1W, 1m equivalent, measured at 4m)	90 dB (1W, 1m equivalent, measured at 4m)	95 dB (1W, 1m equivalent, measured at 8m)	92 dB (1W, 1m equivalent, measured at 8m)
Frequency Response	80 – 18,000Hz (-10dB) (when equalized at recommended parameters)	90 – 17,000Hz (-10dB) (when equalized at recommended parameters)	110 – 18,000Hz (-10dB) (when equalized at recommended parameters)	90 – 17,000Hz (-10dB) (when equalized at recommended parameters)
Directivity Angle	Horizontal: 90°, Vertical: 0° (within the range of speaker height)	Horizontal: 90°, Vertical: 20°	Horizontal: 90°, Vertical: 0° (within the range of speaker height)	Horizontal: 90°, Vertical: 20°
Speaker Component	7cm (2.8") cone-type × 9		7cm (2.8") cone-type × 16	
Input Connector	Removable input connector			
Finish	Enclosure: MDF, white, urethane paint Front grille: Punched steel plate, white, acrylic paint			
Dimensions	84 (W) × 668.4 (H) × 115 (D)mm (3.31" × 26.31" × 4.53")	84 (W) × 663.4 (H) × 115 (D)mm (3.31" × 26.12" × 4.53")	84 (W) × 1186.4 (H) × 115 (D)mm (3.31" × 46.71" × 4.53")	84 (W) × 1177.2 (H) × 157 (D)mm (3.31" × 46.35" × 6.18")
Weight	4.4 kg (9.7 lbs)	4.2 kg (9.26 lbs)	7.6 kg (16.75 lbs)	7.9 kg (17.42 lbs)
Options	Extension plate: SR-EP3, Wall mounting bracket: SR-WB3, Wall tilt bracket: SR-TB3, Flying bracket: SR-FB3, Speaker stand adapter: SR-SA3, Matching transformer: MT-S0301			

OPTIONAL BRACKETS



SR-EP3
Extension Plate



SR-WB3
Wall Mounting Bracket



SR-TB3
Wall Tilt Bracket



SR-FB3
Flying Bracket



SR-SA3
Stand Adapter



MT-S0301
Matching Transformer

RECOMMENDED OPTIONAL SUBWOOFERS



FB-120B
Subwoofer



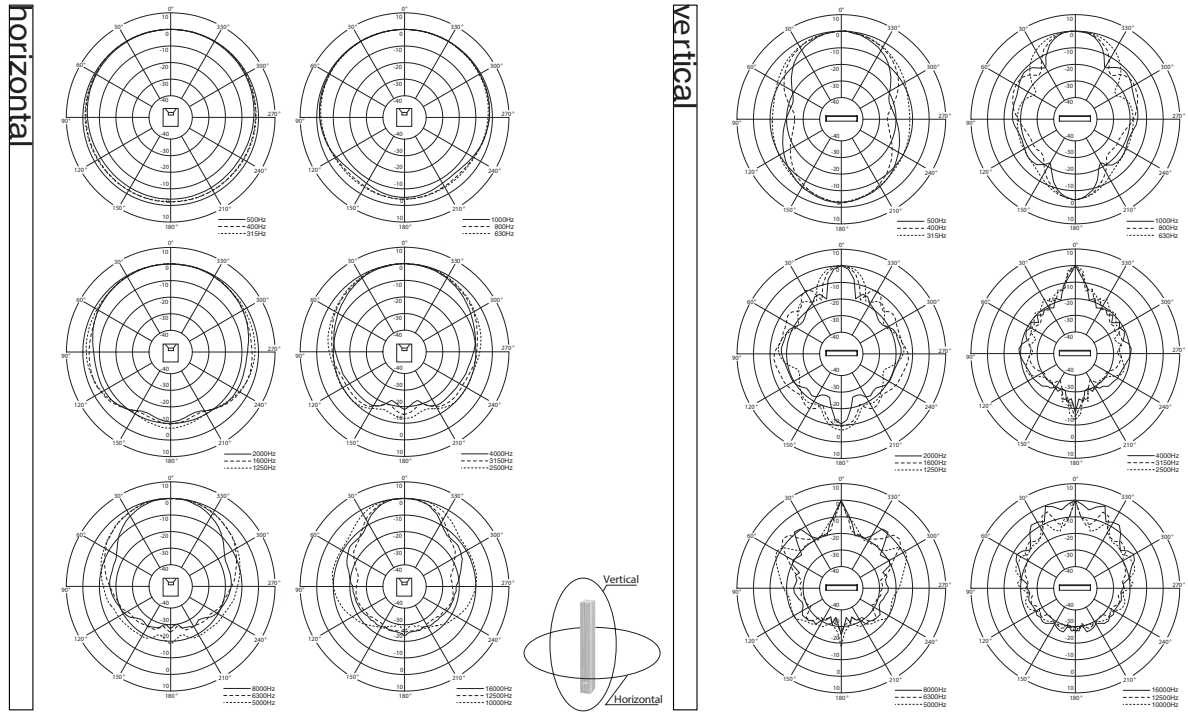
FB-120W
Subwoofer



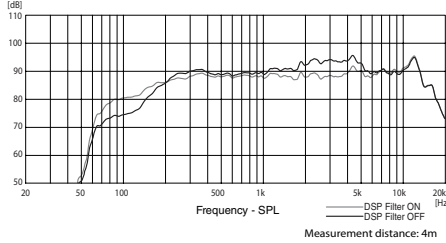
SR-H2L/H2S/H3L/H3S Line Array Speaker

CHARACTERISTIC DIAGRAMS(SR-H2L)

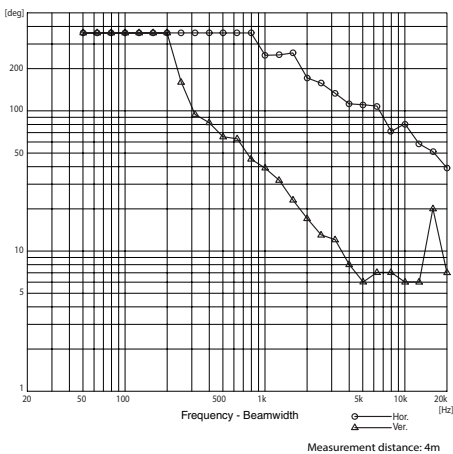
Polar Response



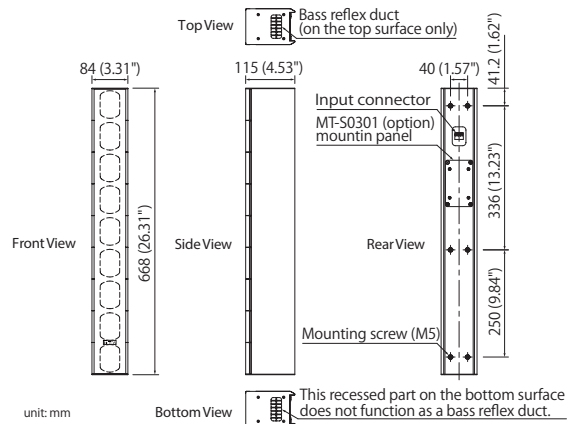
Frequency Response



Beamwidth vs. Frequency



APPEARANCE AND DIMENSIONAL DIAGRAM

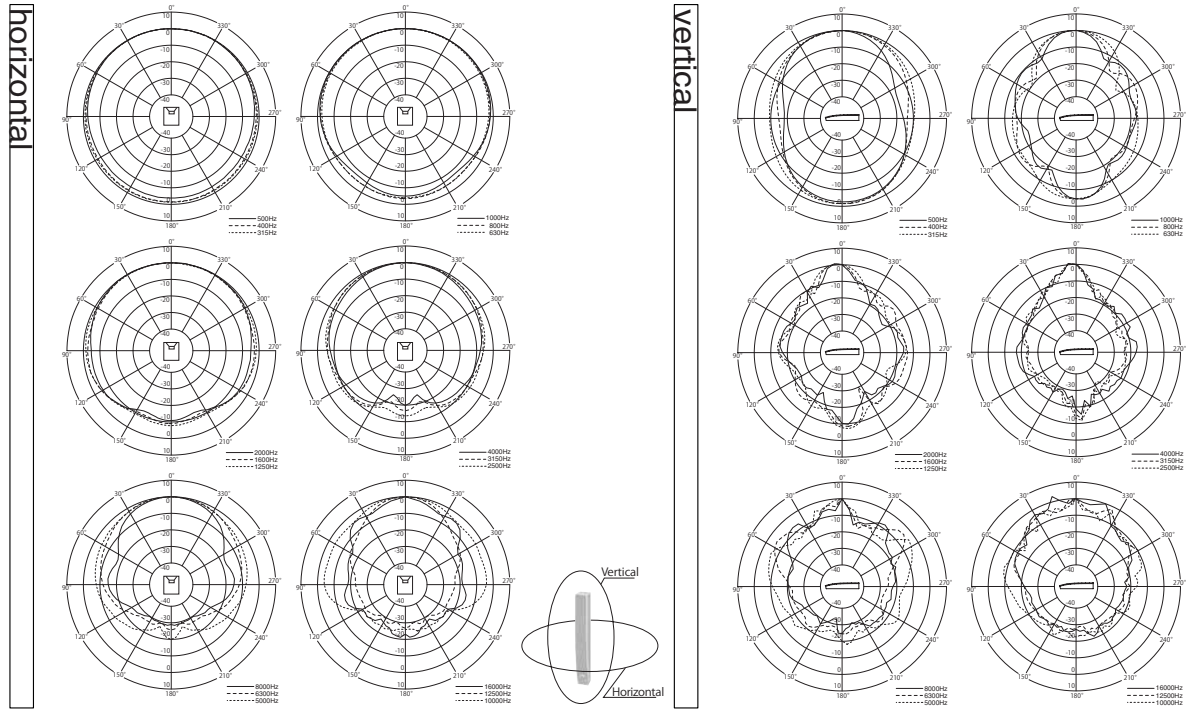




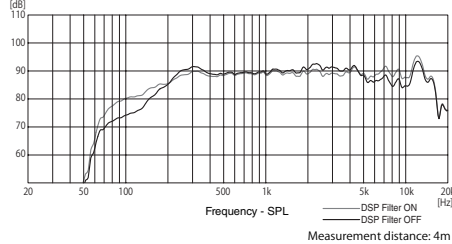
SR-H2L/H2S/H3L/H3S Line Array Speaker

CHARACTERISTIC DIAGRAMS(SR-H2S)

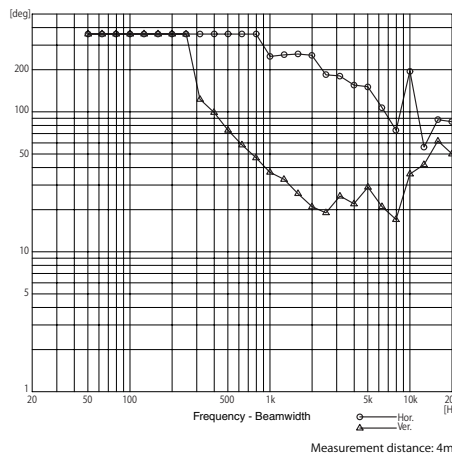
Polar Response



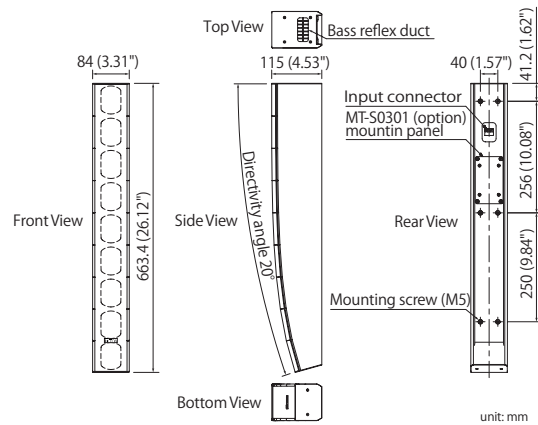
Frequency Response



Beamwidth vs. Frequency



APPEARANCE AND DIMENSIONAL DIAGRAM

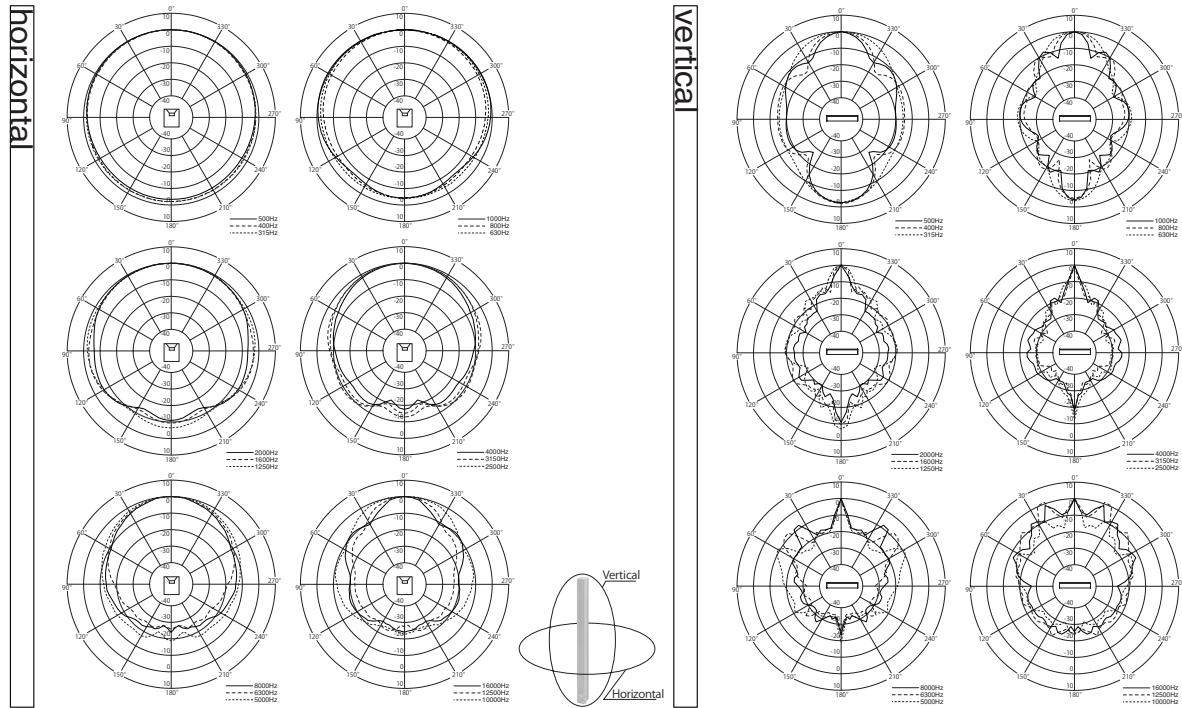




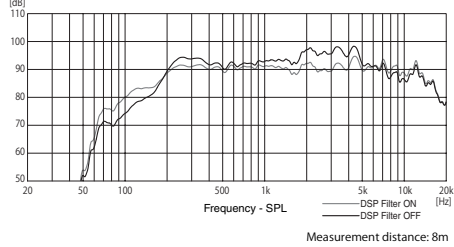
SR-H2L/H2S/H3L/H3S Line Array Speaker

CHARACTERISTIC DIAGRAMS(SR-H3L)

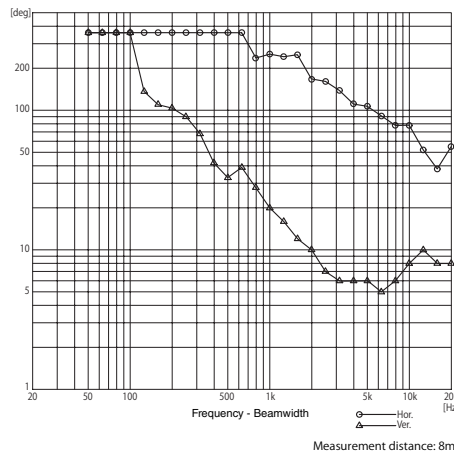
Polar Response



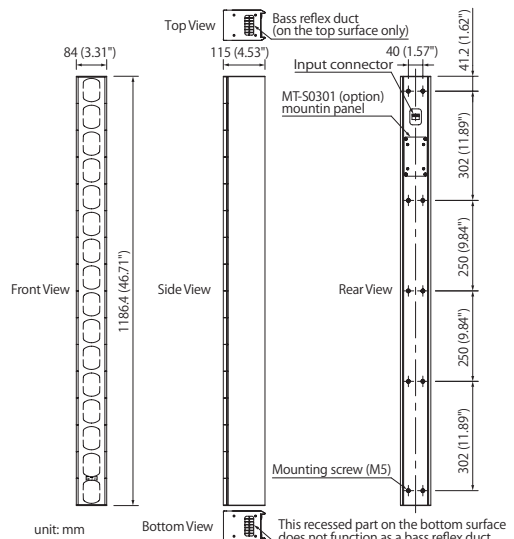
Frequency Response



Beamwidth vs. Frequency



APPEARANCE AND DIMENSIONAL DIAGRAM

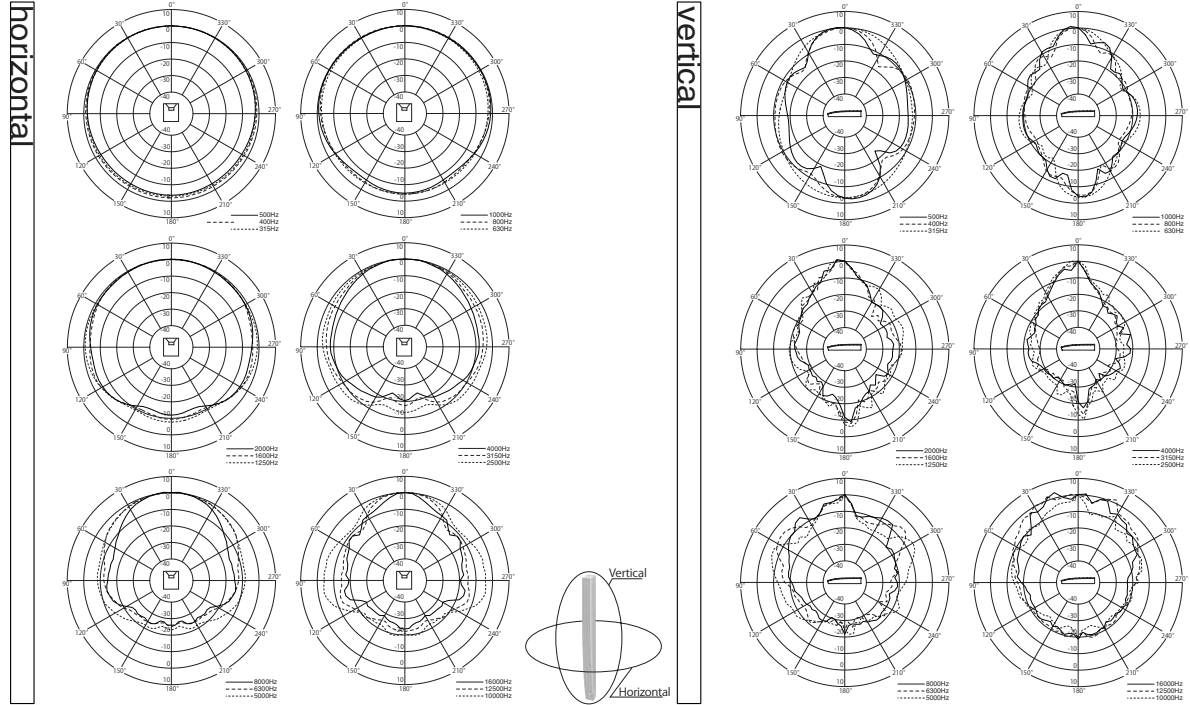




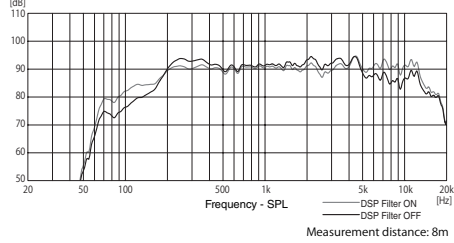
SR-H2L/H2S/H3L/H3S Line Array Speaker

CHARACTERISTIC DIAGRAMS(SR-H3S)

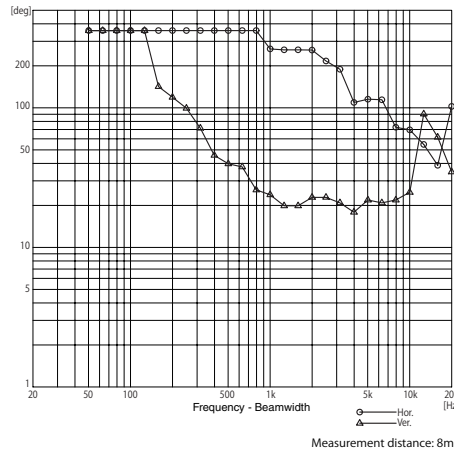
Polar Response



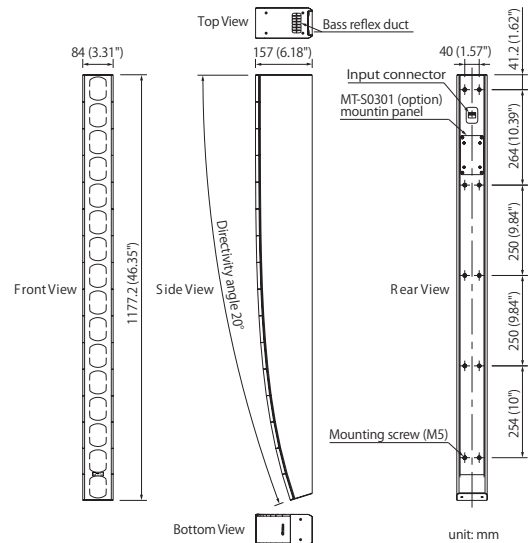
Frequency Response



Beamwidth vs. Frequency



APPEARANCE AND DIMENSIONAL DIAGRAM





SR-H2L/H2S/H3L/H3S Line Array Speaker

ARCHITECT'S & ENGINEER'S SPECIFICATIONS

SR-H2L

The [long throw] speaker shall be a slim profile design (84 mm in width). The speaker shall consist of nine direct-radiating 7 cm (2.8") cone-type drivers arranged in a vertical line and housed in a ported enclosure. The speaker shall have a removable input connector. Its unique aperture front grille structure shall enhance the horizontal frequency vs. beam width response for more focused horizontal dispersion. The horizontal coverage shall be 90 degrees. The vertical coverage shall be 0 degrees. Extending the height of the cylinder-section which defines the coverage area shall be possible by stacking this model with a longer model. The speaker shall meet the following performance criteria. Power handling: 180 W continuous program. Frequency response (10 dB below rated sensitivity, with recommended equalization): 80 Hz to 18 kHz. Sensitivity (1 W, 1 m equivalent, measured at 4 m): 92 dB. Impedance: 8 ohms nominal. When the optional line matching transformer model MT-S0301 is installed, the available power taps shall be: for 100 V line applications :10 and 30 W (330 and 1k ohms respectively) ; for 70 V line application: 5, 15 and 30 W (170, 330 and 1k ohms respectively). The speaker enclosure shall be made of medium density fiberboard and finished with white urethane paint. The speaker grille shall be made from a single punched steel plate and finished with white acrylic paint. The dimensions (W x H x D) shall be 84 x 668.4 x 115 mm (3.31" x 26.31" x 4.53") and weight shall be 4.4 kg (9.7 lb). The mounting screws shall be equipped on the rear side of the product to prevent the screws from being prominent. Available brackets for flying, and for wall, ceiling and stand mounting shall be made of steel.

The loudspeaker shall be TOA model SR-H2L.

The matching transformer shall be TOA model MT-S0301.

The extension plate shall be TOA model SR-EP3.

The flying bracket shall be TOA model SR-FB3.

The wall tilt bracket shall be TOA model SR-TB3.

The wall mounting bracket shall be TOA model SR-WB3.

The stand adapter shall be TOA model SR-SA3.

SR-H2S

The [short throw] speaker shall be a slim profile design (84 mm in width). The speaker shall consist of nine direct-radiating 7 cm (2.8") cone-type drivers arranged in a vertical line and housed in a ported enclosure. The speaker shall have a removable input connector. Its unique aperture front grille structure shall enhance the horizontal frequency vs. beam width response for more focused horizontal dispersion. The horizontal coverage shall be 90 degrees. The vertical coverage shall be 20 degrees. The speaker shall meet the following performance criteria. Power handling: 180 W continuous program. Frequency response (10 dB below rated sensitivity, with recommended equalization): 90 Hz to 17 kHz. Sensitivity (1 W, 1 m equivalent, measured at 4 m): 90 dB. Impedance: 8 ohms nominal. When the optional line matching transformer model MT-S0301 is installed, the available power taps shall be: for 100 V line applications :10 and 30 W (330 and 1k ohms respectively) ; for 70 V line application: 5, 15 and 30 W (170, 330 and 1k ohms respectively). The speaker enclosure shall be made of medium density fiberboard and finished with white urethane paint. The speaker grille shall be made from a single punched steel plate and finished with white acrylic paint. The dimensions (W x H x D) shall be 84 x 663.4 x 115 mm (3.31" x 26.12" x 4.53") and weight shall be 4.2 kg (9.26 lb). The mounting screws shall be equipped on the rear side of the product to prevent the screws from being prominent. Available brackets for flying, and for wall, ceiling and stand mounting shall be made of steel.

The loudspeaker shall be TOA model SR-H2S.

The matching transformer shall be TOA model MT-S0301.

The flying bracket shall be TOA model SR-FB3.

The wall tilt bracket shall be TOA model SR-TB3.

The wall mounting bracket shall be TOA model SR-WB3.

The stand adapter shall be TOA model SR-SA3.

SR-H3L

The [long throw] speaker shall be a slim profile design (84 mm in width). The speaker shall consist of 16 direct-radiating 7 cm (2.8") cone-type drivers arranged in a vertical line and housed in a ported enclosure. The speaker shall have a removable input connector. Its unique aperture front grille structure shall enhance the horizontal frequency vs. beam width response for more focused horizontal dispersion. The horizontal coverage shall be 90 degrees. The vertical coverage shall be 0 degrees. Extending the height of the cylinder-section which defines the coverage area shall be possible by stacking this model with another same model or a shorter model. The speaker shall meet the following performance criteria. Power handling: 360 W continuous program. Frequency response (10 dB below rated sensitivity, with recommended equalization): 110 Hz to 18 kHz. Sensitivity (1 W, 1 m equivalent, measured at 8 m): 95 dB. Impedance: 8 ohms nominal. When the optional line matching transformer model MT-S0301 is installed, the available power taps shall be: for 100 V line applications :10 and 30 W (330 and 1k ohms respectively) ; for 70 V line application: 5, 15 and 30 W (170, 330 and 1k ohms respectively). The speaker enclosure shall be made of medium density fiberboard and finished with white urethane paint. The speaker grille shall be made from a single punched steel plate and finished with white acrylic paint. The dimensions (W x H x D) shall be 84 x 1186.4 x 115 mm (3.31" x 46.71" x 4.53") and weight shall be 7.6 kg (16.75 lb). The mounting screws shall be equipped on the rear side of the product to prevent the screws from being prominent. Available brackets for flying, and for wall, ceiling and stand mounting shall be made of steel.

The loudspeaker shall be TOA model SR-H3L.

The matching transformer shall be TOA model MT-S0301.

The extension plate shall be TOA model SR-EP3.

The flying bracket shall be TOA model SR-FB3.

The wall tilt bracket shall be TOA model SR-TB3.

The wall mounting bracket shall be TOA model SR-WB3.

The stand adapter shall be TOA model SR-SA3.

SR-H3S

The [short throw] speaker shall be a slim profile design (84 mm in width). The speaker shall consist of 16 direct-radiating 7 cm (2.8") cone-type drivers arranged in a vertical line and housed in a ported enclosure. The speaker shall have a removable input connector. Its unique aperture front grille structure shall enhance the horizontal frequency vs. beam width response for more focused horizontal dispersion. The horizontal coverage shall be 90 degrees. The vertical coverage shall be 20 degrees. The speaker shall meet the following performance criteria. Power handling: 360 W continuous program. Frequency response (10 dB below rated sensitivity, with recommended equalization): 90 Hz to 17 kHz. Sensitivity (1 W, 1 m equivalent, measured at 8 m): 92 dB. Impedance: 8 ohms nominal. When the optional line matching transformer model MT-S0301 is installed, the available power taps shall be: for 100 V line applications :10 and 30 W (330 and 1k ohms respectively) ; for 70 V line application: 5, 15 and 30 W (170, 330 and 1k ohms respectively). The speaker enclosure shall be made of medium density fiberboard and finished with white urethane paint. The speaker grille shall be made from a single punched steel plate and finished with white acrylic paint. The dimensions (W x H x D) shall be 84 x 1177.2 x 157 mm (3.31" x 46.35" x 6.18") and weight shall be 7.9 kg (17.42 lb). The mounting screws shall be equipped on the rear side of the product to prevent the screws from being prominent. Available brackets for flying, and for wall, ceiling and stand mounting shall be made of steel.

The loudspeaker shall be TOA model SR-H3S.

The matching transformer shall be TOA model MT-S0301.

The flying bracket shall be TOA model SR-FB3.

The wall tilt bracket shall be TOA model SR-TB3.

The wall mounting bracket shall be TOA model SR-WB3.

The stand adapter shall be TOA model SR-SA3.

The specifications are subject to change without notice.