

# FAST. CONSISTENT. RELIABLE TERMINATIONS

## PA8109 MODULAR JACK TERMINATION TOOL

The **PA8109 Modular Jack Termination** enables quick and easy terminations of OCC KMJ and UMJ modular jacks.

A single-action ratcheted design enables all four conductor pairs to be terminated in one easy motion. This design creates consistent, reliable terminations **every time** - increasing installer productivity over traditional 110-punch down tools.

### FEATURES

- » Hardened steel frame for superior performance and durability
- » Built-in cutting blades eliminate the need to manually trim excess wires
- » Rubber handles for extra comfort
- » For use with OCC KMJ (K6A, KMJA6, KMJA5E) and UMJ (U6A, UMJA6, UMJA5E) Modular jacks

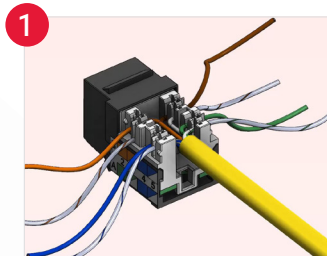


» Modular Jack Termination Tool  
**OCC PART # PA8109**




» OCC Modular Jacks

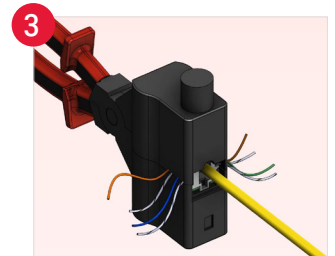
### INSTRUCTIONS



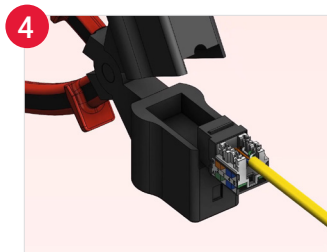
**Figure 1:** Strip cable jacket approximately 2-inches. Lace conductors into jack IDC block per T568A or T568B wiring method.



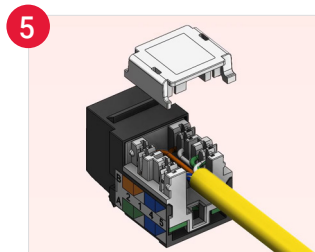
**Figure 2:** Insert jack into terminator tool.



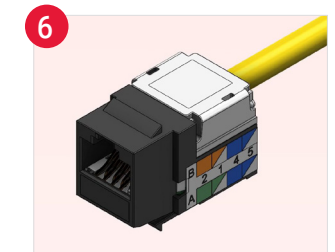
**Figure 3:** Squeeze handle fully to simultaneously terminate all eight conductors and trim excess wire.



**Figure 4:** Release handle to open tool and remove jack.



**Figure 5:** Place stuffer cap on top of jack and push down.



**Figure 6:** Termination complete.

#### OCC ROANOKE, VA

Corporate Headquarters and Fiber  
Optic Cable Manufacturing Facility  
5290 Concourse Drive  
Roanoke, VA 24019 USA  
540.265.0690 or 800.622.7711

#### OCC ASHEVILLE, NC

Enterprise Connectivity  
Manufacturing Facility  
33 Superior Way  
Swannanoa, NC 28778 USA  
828.298.2260 or 800.622.7711

#### OCC DALLAS, TX

Harsh Environment and Specialty  
Connectivity Manufacturing Facility  
1700 Capital Avenue, Suite 150  
Plano, TX 75074 USA  
972.509.1500 or 877.509.1500

CONTACT US AT  
INFO@OCCFIBER.COM

VISIT US AT  
OCCFIBER.COM