



### For Installations Requiring

- Clear voice announcements, even in the presence of high-ambient noise.
- Compact loudspeaker
- Broad coverage
- Cost-effective, clear paging

### Description

The model 110 Page was designed to provide an economical solution for high-powered, clear voice announcements in the most challenging environments, including those with high-ambient noise. Unlike conventional paging horns that deliver harsh, unintelligible sound, the 110 Page leverages Soundsphere's trademark 360° horizontal dispersion for superior off-axis response and extremely high intelligibility.

### 110 PAGE PRODUCT SPECIFICATIONS

System Type	6 1/2" (165 mm) full-range driver
Impedance (Nominal) <sup>1</sup>	4 Ω
Sensitivity dB @ 2.83 V / 1 M	101 dB (Measured from 300 Hz - 3 kHz)
Sensitivity dB @ 1 W / 1 M <sup>2</sup>	98 dB (Measured from 300 Hz - 3 kHz)
Frequency Response (±3 dB) <sup>3</sup>	500 Hz - 5.5 kHz
Frequency Response (±10 dB) <sup>3</sup>	150 Hz - 11 kHz
Max. Continuous Peak Power <sup>4</sup>	120 W
Max. Continuous Power RMS <sup>5</sup>	60 W
Max. Power SPL @ 1 M <sup>6</sup>	116 dB
Coverage Angle (±6 dB @ 500 Hz)	180°
Coverage Angle (±6 dB @ 4 kHz)	100°
Coverage Angle (±6 dB Avg. 500 Hz - 4 kHz)	150°
Transformer	Optional 60 W - planned
Transducer: Low-Frequency Driver	6 1/2" (165 mm) treated pulp fiber
Low-Frequency Voice Coil	1"   25.4 mm
Enclosure & Reflector Material	Structural foam polystyrene with rustproof hardware
Inputs	Hardwire leads
Colors	White (paintable); custom colors available
Height	11 7/8"   302 mm
Diameter	Sphere: 10" (254 mm)   Reflector: 14 7/8" (378 mm)
Weight	8 lbs   3.6 kg
Shipping Weight	11 lbs   5 kg
Packaging	One per box
Optional Accessories	60 W line matching transformer (TX60), Hanging Kit (HK), 24" Hanging Kit Extension (HKEXT), Mounting Bracket (MBS), Beam Clip (BC), Drop-Ceiling Bracket (DCB), Small Screen (SS), Small Screen with Weather Filter (SWFS), Dust Filter (110SF)
Certifications	CE, RoHS

### Features

- Clear voice announcements in high-noise environments.
- Hemispherical coverage pattern
- Neodymium-ferrite hybrid magnet system for superior sensitivity.
- Covers more area than other speakers.
- Cost-effective solution for applications where OSHA compliance is required.
- Compact, lightweight speaker.
- Arrives fully assembled, with many mounting possibilities.
- Standard white (paintable) and custom colors available.

<sup>1</sup> Impedance listed per IEC 60268-5 with a minimum less than 80% the nominal impedance  
<sup>2</sup> 1 W / 1 M sensitivity determined using nominal impedance  
<sup>3</sup> Frequency response measured in half or full space as dictated by speaker mounting configuration  
<sup>4</sup> Max program power is 3 dB above max continuous power  
<sup>5</sup> Continuous power rating, EIA-426-B test  
<sup>6</sup> Max output based on max continuous power



## Applications

Provides clear paging - even under challenging, high-noise conditions - the 110 Page loudspeaker is ideal for applications such as factories, warehouses, fire houses, airports, train stations, cruise terminals, correctional institutions and anywhere that articulate voice announcements are critical.

## Patented Technologies

SoundSphere and the MSE Audio Group constantly develop new technologies which enhance audio product performance. SoundSphere innovations are protected by multiple U.S. and international patents, which explicitly cover SoundSphere's enclosure and dispersion technologies. The MSE Audio Group actively defends its patents in order to protect SoundSphere resellers and end-users.

## Technical Data and Specification Tools

SoundSphere strives to provide complete and effective technical information and data to dealers, engineers and designers. All data is available from SoundSphere or at [www.soundsphere.com](http://www.soundsphere.com).

Technical data and downloads include:

- EASE™ data - 3-D polar plots
- EASE™ Address - 2-D modeling for distributed systems
- Tech Sheets - technical information and architectural specs for system engineers
- Distributed System Quick Planning Guide - online configuration tool and step-by-step guide are available to assist in the design of effective public area distributed sound systems using SoundSphere omnidirectional loudspeakers

## Independent Data Acquisition and Verification

All data for SoundSphere loudspeakers is independently collected from and verified by NWAALabs ([www.nwaalabs.com](http://www.nwaalabs.com)) using their proprietary MACH testing system. All data is collected and analyzed according to ASTM, ISO and AES standards using EASERA, TEF and MLSSA. Full balloon data including both phase and magnitude is compiled into a variety of formats including EASE 4.x, GLL and CLF.

## Architectural Specifications

The loudspeaker driver shall consist of one 6.5" (165 mm), full-range treated pulp fiber unit.

Performance specifications of a typical production unit shall be as follows: Usable frequency response shall extend from 150 Hz - 11 kHz ( $\pm 10$  dB). The vertical polar coverage shall be  $150^\circ \pm 6$  dB. Measured sensitivity (1 W / 1 M) shall be at least 98 dB. The speaker shall have a rated impedance of 4  $\Omega$ . The speaker shall be available for 25, 70, and 100 V modes and shall include 7 power tap selection leads for use with electrical wire nuts or crimp caps. Rated power capacity shall be at least 60 W continuous RMS and conform to EIA-426-B testing. Calculated maximum continuous output at 1 M and shall be 96 dB.

The complete loudspeaker shall be no more than 11.875" (302 mm) in

height. The driver shall be mounted in a spherical enclosure made of structural foam polystyrene that is no more than 10" (254 mm) in diameter. The reflector shall be no more than 14.875" (378 mm) in diameter.

The complete loudspeaker shall weigh no more than 8 lbs (3.6 kg). Hardware shall be rust and corrosion resistant.

Optional accessories shall include: a 60 W Line Matching Transformer (TX60) with taps for 25, 70, and 100 V constant voltage systems; a Mounting Bracket (MBS) to mount flat against a ceiling surface; a three-element Hanging Kit (HK) for single-point suspension; a 24" Hanging Kit Extension (HKEXT); a Beam Clip (BC) for mounting to a beam flange; a Drop-Ceiling Bracket (DCB); a Small Screen (SS) to protect the speaker from foreign objects; a Small Screen with Weather Filter (SWFS) that additionally offers a water protection barrier; and a Dust Filter (110SF).

The system shall be the SoundSphere Model 110 Page for clear voice announcements, even in high-noise environments.

## Warranty

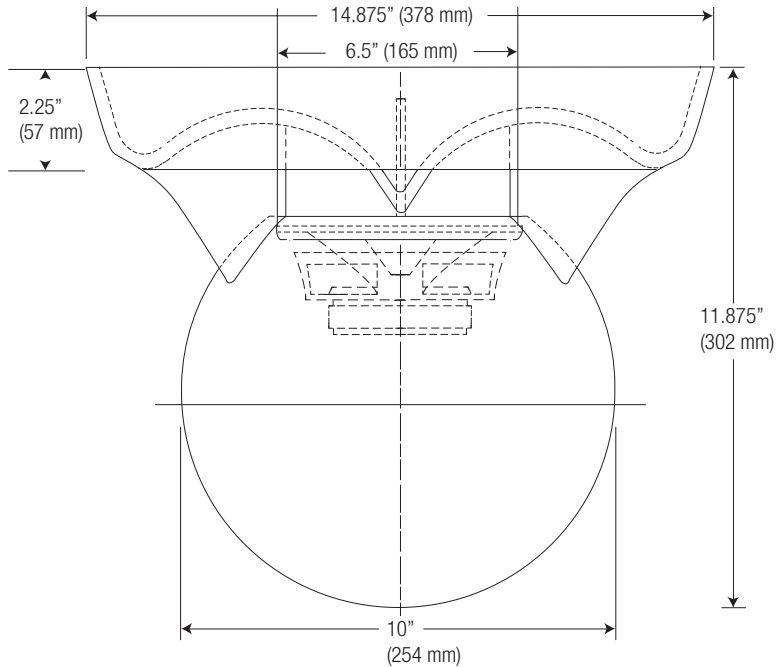
SoundSphere loudspeakers are warranted against failure or malfunction due to defects in materials or workmanship for a period of five years from date of original purchase. Speaker electronics are warranted for three years. Defective units will be repaired or replaced at our option if delivered prepaid to our factory. Repaired or replaced units will be returned at our expense. Warranty does not cover appearance or damage caused by abuse, misuse, neglect, accident, or exceeding maximum rated power. Warranty does not cover labor costs involved in removing and/or reinstalling the defective unit, nor any liability due to accidents caused by improper installation. Warranty is extended to original purchaser and is not transferable.

## SoundSphere®

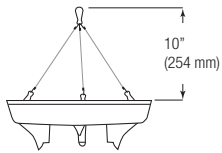
13720 W. 109th St.  
Lenexa, KS 66215  
Phone: 913.663.5600  
Fax: 913.663.3200  
Toll Free: 855.663.5600  
[www.mseaudio.com](http://www.mseaudio.com)

**Mechanical Drawings**

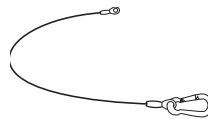
Side



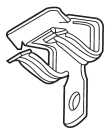
**Accessories**



**Hanging Kit (HK)**

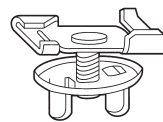


**Hanging Kit Extension (HKEXT)**  
24" extension for use with HK.



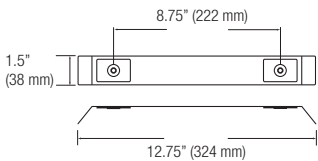
**Beam Clips (BC)**

Locates a 0.25" hole on a 0.125" to 0.25" beam flange using just a hammer.



**Drop Ceiling Bracket (DCB)**

Two twist clips and MBS are supplied. Clips twist onto t-bar stringers, and mounting bracket attaches with wing nuts.



**Mounting Bracket (MBS)**

For mounting speaker on a flat surface.


**Line Matching Transformer (TX60)**

The Model TX60 is a 60 W line matching transformer for the Model 110 Page with taps for 70 and 100 V constant voltage systems. The TX60 is designed for factory or field mounting in the 110 Page reflector. Connection to system wiring is via 10" color-coded flying leads.



**Small Screen (SS)**

Protects speaker driver from foreign objects.

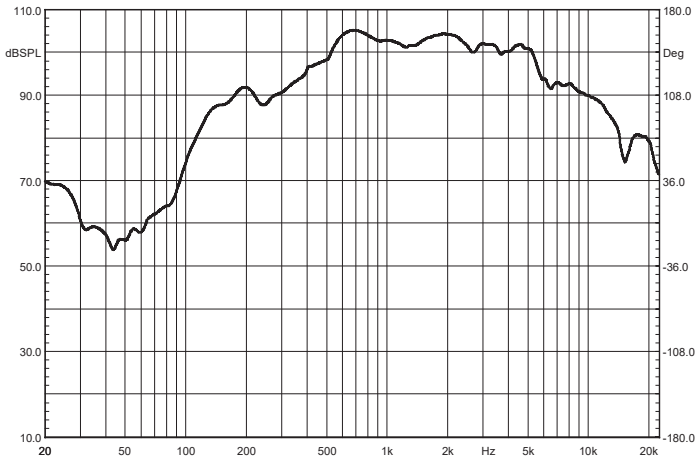


**Small Screen with Weather Filter (SWFS)**

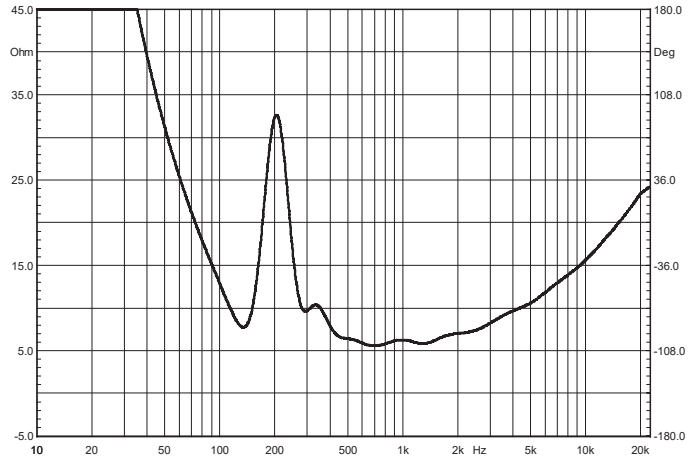
Protects from foreign objects, plus a water protection barrier.

**Graphs**

Frequency Response

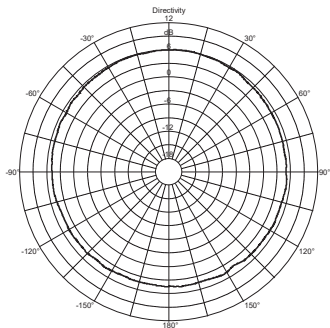


Phase/Impedance Response

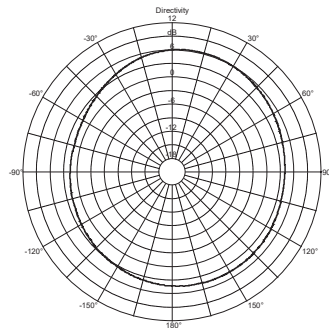


**Plots (±6 dB)**

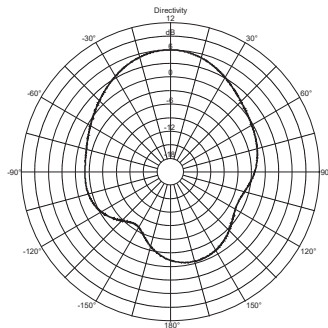
125 Hz



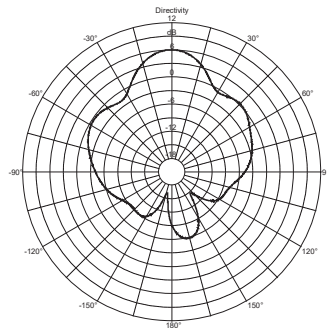
250 Hz



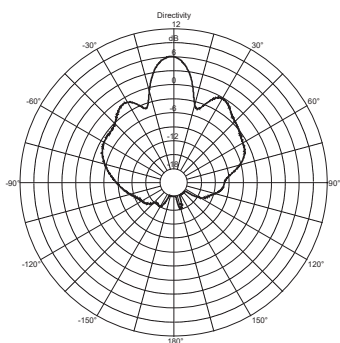
500 Hz



1,000 Hz



2,000 Hz



4,000 Hz

