


OPERATION:

The ES440 Series Pneumatic Time Delay Pushbutton provides a reliable and attractive control to release and shunt secured contacts. The pneumatic nature of the timing device allows this feature to operate without the need of supplying power to the ES440 Series Pushbutton. These units are typically mounted near the secured door which is being controlled.

INSTALLATION:

- Place a 1 gang, 2.5" deep electrical box at an accessible spot on the wall.
- Adjust Time Delay (See Adjustment Procedure)
- Connect the wires on the switch contacts (N/O Wht and N/C Blu) to the device being controlled.

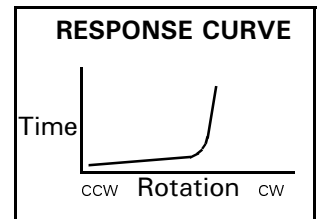
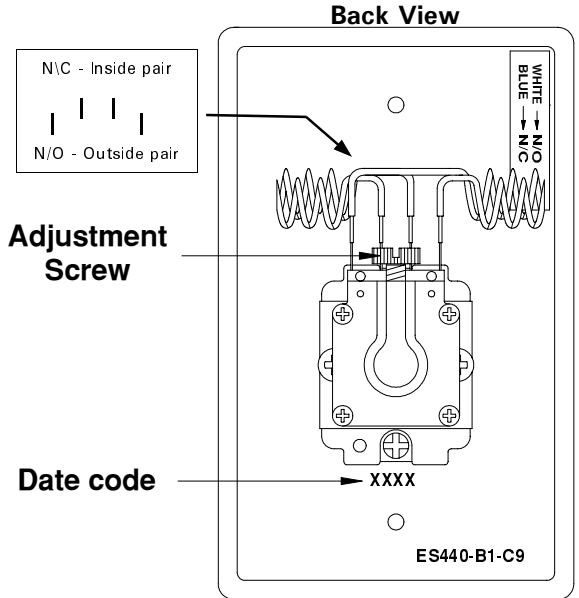


ES440-B1-C9 Faceplate (shown)

ADJUSTMENT PROCEDURE:

- Attach an Ohm-meter to the N/O or N/C contact.
- Turn Brass Screw CCW in 1/4 turn increments. Press button and check time delay. Continue to reduce time by turning screw CCW, until 0-2 seconds is reached.
- After calibrating to "zero," rotate the screw CW in 1/8 turn increments, testing time delay after each adjustment until desired delay time is reached.
- Disconnect meter and install unit.

(Time per degree of rotation may vary from one device to another)



SPECIFICATIONS

Model —	ES440 Series/C9 Option	Contacts—	1 N/O (White pair of wires) 1 N/C (Blue pair of wires)
Time Range—	2 to 30 seconds	Current Rating—	10 Amps @ 125-250 VAC
Mounting —	1 gang x 2.5"d electrical box	Temperature Range—	15 to +120 Degrees F (-9 to +49 Deg. C)

WARRANTY

The DSI Product you have purchased is warranted to be free of defects in material and workmanship when properly installed, used and maintained according to instructions. DSI will, for a period of one (1) year from date of purchase, repair or replace any part which, upon our examination, proves to be defective under normal use. **DSI/DETEX SHALL NOT BE LIABLE FOR ANY DIRECT, INCIDENTAL OR CONSEQUENTIAL LOSS OR DAMAGE ARISING OUT OF THE FAILURE OF THIS DEVICE.**

800 272 3555
 Fax 512 321 9181

DESIGNED SECURITY INC
 1402 Hawthorne St.
 Bastrop, Texas 78602

www.dsigo.com
 Email: dsi@dsigo.com