

Active Infrared Door Sensors



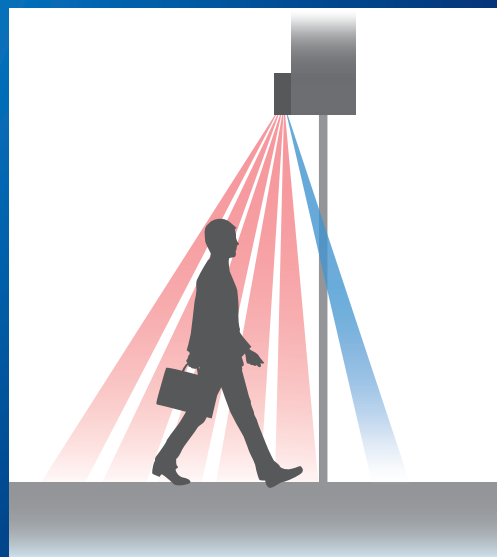
OA-FLEX T



Black

Flexibility for More Safety and More Reliability

Whole presence detection capability OA-FLEX T can use detection area as presence detection area and possible to utilize for various applications.



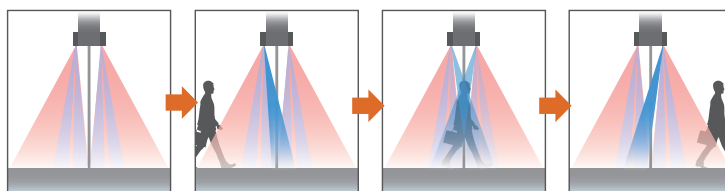
Adapted in Cold District

-31°F to 131°F





How it Works: When the approach area detects a person or object, the sensor will activate the door and turn on the "BLUEZONE" which detects through the threshold. As long as someone is in the detection area, the sensor will keep the door in the open position. Once the area is cleared, the "BLUEZONE" will ignore the door panels and allow the door to safely close.

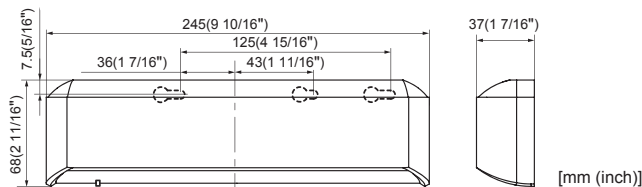


Monitoring Capability

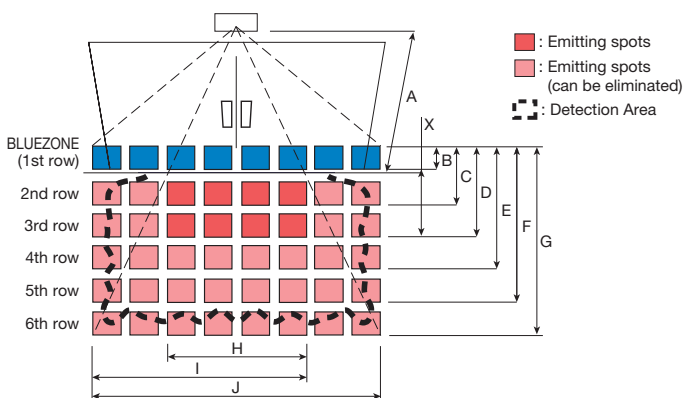
OA-FLEX T has built-in "monitoring capability". The OA-FLEX T monitors all its critical functions and notifies compatible controls when an error occurs. Self monitoring capability ensures a higher level of performance over the life of the sensor.

Complied with New ANSI standard

Dimensions



Detection Area



Emitting area

[m (feet,inch)]

	2.00 (6'7")	2.30 (7'7")	2.50 (8'2")	3.00 (9'10")
A	2.00 (6'7")	2.30 (7'7")	2.50 (8'2")	3.00 (9'10")
B	0.13 (5")	0.16 (6")	0.17 (7")	0.21 (8")
C	0.38 (1'3")	0.46 (1'6")	0.50 (1'8")	0.60 (1'12")
D	0.71 (2'4")	0.86 (2'10")	0.94 (3'1")	1.13 (3'8")
E	0.84 (2'9")	1.01 (3'4")	1.09 (3'7")	1.31 (4'4")
F	1.34 (4'5")	1.62 (5'4")	1.76 (5'9")	2.11 (6'11")
G	1.75 (5'9")	2.11 (6'11")	2.29 (7'6")	2.75 (9')
H	0.92 (3')	1.11 (3'8")	1.20 (3'11")	1.45 (4'9")
I	1.49 (4'11")	1.80 (5'11")	1.95 (6'5")	2.34 (7'8")
J	2.06 (6'9")	2.48 (8'2")	2.69 (8'10")	3.23 (10'7")

Charts show the values in the following area angle adjustment settings ; Depth : 0° Width : 0°

Specifications

Model	OA-FLEX T
Cover color	Black
Mounting height	2.0 m (6'7") to 2.5 m (8'2")
Detection area	See DETECTION AREA
Detection method	Active infrared reflection(*1)
Area angle adjustment	Depth : -8° to +8° Width : ±7° (2 clicks with 3.5° every click-Left/Right)
Power supply (*2)	12 to 24 VAC ±10% (50 / 60 Hz) 12 to 30 VDC ±10%
Power consumption	< 2.0 W (< 5 VA at AC)
Operation indicator	See Operation indicator table
Operating humidity	< 80%

Test input	Opto coupler Voltage / 5 to 30 VDC Current / 6 mA Max. (30 VDC)
Activation output	Form A relay 50 V 0.3 A Max. (Resistance load)
Safety output	Form A relay 50 V 0.3 A Max. (Resistance load)
Operating temperature	-35 to +55°C (-31 to 131°F)
Noise level	< 70 dBA
Output hold time	Approx. 0.5 sec.
Response time	< 0.3 sec.
IP rate	IP54
Weight	220 g (7.8 oz)

Accessories	1 Operation manual 2 Mounting screws 1 Mounting template 1 Area adjustment tool 1 Cable 3 m(9'10") (8 x 0.22 mm² AWG24) (*3)
-------------	---

*1 : BLUEZONE (1st row), 2nd and 3rd rows have a presence detection function.

*2 : When using this sensor, the sensor has to be connected to a door system which has the SELV circuit.

*3 : Overcurrent protection with less than 2A.

Manufacturer / Asia sales Div.

OPTEX CO.,LTD.

5-8-12 Ogoto Otsu Shiga 520-0101 Japan
TEL.: +81-77-579-8360 FAX.: +81-77-579-8190

Asia Sales Div.

TEL.: +81-77-579-8030 FAX.: +81-77-579-8136
WEBSITE: www.optex.co.jp/as/eng/index.html

North and South American Subsidiary

OPTEX INCORPORATED. AMERICAS HEADQUARTERS

18730 South Wilmington Ave. Suite 100 Rancho Dominguez, CA 90220 U.S.A.
TOLL-FREE: 800 877 6656 FAX.: +1 310 214 8655
WEBSITE: www.optextechnologies.com

East Coast Office

8510 McAlpines Park Drive, Suite 108 Charlotte, NC 28211 U.S.A.
TOLL-FREE: 800 877 6656 FAX.: +1 704 365 0818
WEBSITE: www.optextechnologies.com

European Subsidiary

OPTEX Technologies B.V.

Henricuskade 17, 2497 NB The Hague, The Netherlands
TEL.: +31(0)70 419 41 00 FAX.: +31(0)70 317 73 21 E-MAIL: info@optex.eu
WEBSITE: www.optex.eu