

LB7-UC06E ABS cabinet loudspeaker 6 W



- ▶ Suitable for speech and music reproduction
- ▶ Compact size
- ▶ Knock-out ports for conduit - or cable entries
- ▶ EN 54-24 certified

The ABS Cabinet loudspeaker 6 W is suitable for speech and music reproduction and is applicable for use in voice alarm systems. The ABS rectangular cabinet is made from ABS with a metal grille front.

Regulatory information

Quality assurance

All Bosch loudspeakers are designed to withstand operating at their rated power for 100 hours in accordance with IEC 60268-5 Power Handling Capacity (PHC) standards. Bosch has also developed the Simulated Acoustical Feedback Exposure (SAFE) test to demonstrate that they can withstand two times their rated power for short durations. This ensures improved reliability under extreme conditions, leading to higher customer satisfaction, longer operating life, and lessens the chance of failure or performance deterioration.

Emergency	According to EN 54-24
Safety	According to IEC/EN 62368-1
Self-extinguishing	According to UL 94 V 0
Water and dust protected	According to EN 60529, IP21

Region	Regulatory compliance/quality marks	
Europe	DOP	DECL DoP EUR EN54-24 LB7-UC06E-ABS
	CE	DECL EC LB7-UC06E

Region	Regulatory compliance/quality marks	
Poland	CNBOP	EN54-24 LB7-UC06E

Installation/configuration notes

The rectangular ABS cabinet has a removable metal front grille. Easy to install, hidden wall mounting by using two screws supplied with the product. Two knock-out holes at the top- and bottom of the cabinet allow for easy entry of cable or conduit. Two rubber grommets in matching color of the cabinet are delivered as standard. The loudspeaker is provided with a two pole ABS screw terminal block. The transformer allows selection of nominal full-power, half-power, quarter power or eight-power radiation (in 3 dB steps) by connecting the 70 V or 100 V line to the appropriate primary tap on the matching transformer. After wiring and mounting the cabinet to the wall, the metal front grille can be pushed back on the cabinet. The cabinet has provisions for internally mounting the optional line/loudspeaker supervision board.

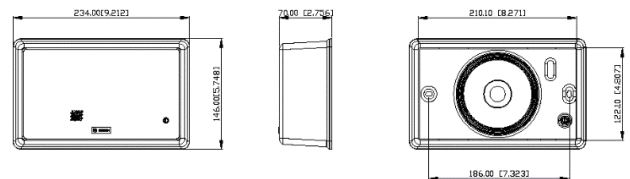


Fig. 1: Dimensions in mm (in)

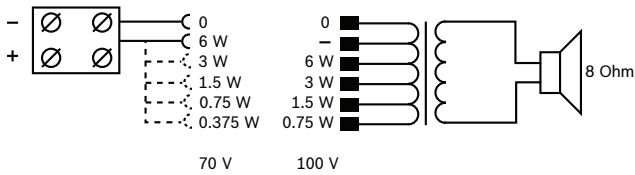


Fig. 2: Circuit diagram




Fig. 3: Rear view

Parts included

Quantity	Component
1	Cabinet loudspeaker
1	Installation instruction
2	Mounting screws (4 x 38 mm)
2	Rubber grommets

Technical specifications

Electrical*

Power consumption (W)	6 W
Transformer taps 70 V line (W)	6 W; 0.75 W; 1.5 W; 3 W; 0.375 W
Transformer taps 100 V line (W)	6 W; 0.75 W; 1.5 W; 3 W
Sensitivity (1 W, 1 m, 1 kHz octave) (dB)	94 dB
Sensitivity (1 W, 4 m, 100 Hz - 10 kHz) (dB), acc. EN 54-24	81 dB
Sound pressure level (rated power, 1 m, 1 kHz octave) (dB)	102 dB
Sound pressure level (rated power, 4 m, 100 Hz - 10 kHz) (dB), acc. EN 54-24	89 dB
Frequency range (-10 dB) (Hz)	160 Hz – 20000 Hz

Coverage angle HxV (-6 dB, 500 Hz) (°)	180 x 180°
Coverage angle HxV (-6 dB, 1 kHz) (°)	180° x 180°
Coverage angle HxV (-6 dB, 2 kHz) (°)	130 x 110°
Coverage angle HxV (-6 dB, 4 kHz) (°)	85° x 98°
Rated input voltage (V)	70 V; 100 V
Rated impedance 70 V line (Ω)	835 Ω@6 W 1667 Ω@3 W 3333 Ω@1.5 W 6667 Ω@0.75 W 13333 Ω@0.375 W
Rated impedance 100 V line (Ω)	1667 Ω@6 W 3333 Ω@3 W 6667 Ω@1.5 W 13333 Ω@0.75 W

*Technical performance data acc. to IEC 60268-5

Note:

- The specification data is measured in an anechoic chamber.
- The reference axis is on the center of the grille surface and perpendicular to the grille surface.
- The reference plane is on the grille surface and perpendicular to the reference axis.
- The horizontal plane is containing the reference axis and perpendicular to the reference plane.

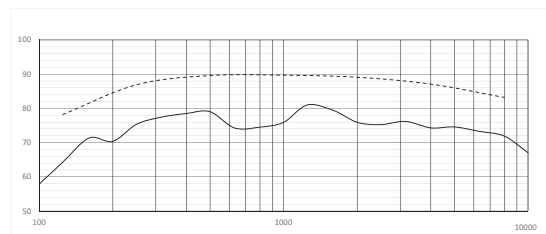


Fig. 4: Frequency response graph (— dB SPL at 4 m, 1 W/1/3rd octave; -- dB SPL at 1 m, 1 W/octave)

(1/3) rd octave band	dB SPL at 4 m, 1 W/octave
100	57.9
125	64.3

(1/3) rd octave band	dB SPL at 4 m, 1 W/octave
160	71.3
200	70.4
250	75.3
315	77.4
400	78.5
500	79.0
630	74.3
800	74.5
1000	75.9
1250	81.0
1600	79.4
2000	75.9
2500	75.2
3150	76.2
4000	74.3
5000	74.6
6300	73.3
8000	71.9
10000	67.0

(1/1) th octave band	dB SPL at 1 m, 1 W/octave
125	78.2
250	86.9
500	89.6
1000	89.7
2000	89.1
4000	87.1
8000	83.2

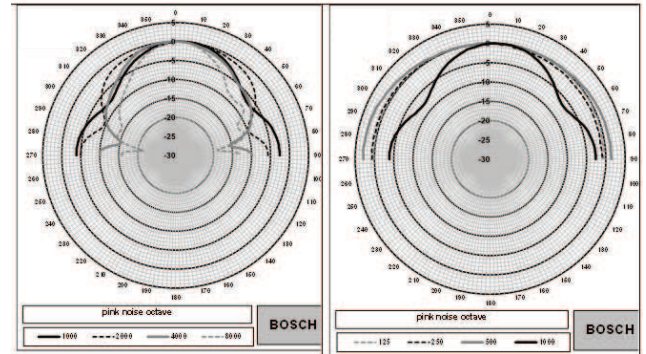


Fig. 5: Polar diagrams

Mechanical

Dimensions (H x W x D) (mm)	146 mm x 234 mm x 70 mm
Weight (kg)	1.08 kg
Color in RAL	RAL 9003 Signal white
Connector type	2-pole ABS screw terminal block
Wire diameter (mm)	4 mm

Environmental

Operating temperature (°C)	-10 °C – 55 °C
Operating temperature (°F)	14 °F – 131 °F
Storage temperature (°C)	-40 °C – 70 °C
Storage temperature (°F)	-40 °F – 158 °F
Transportation temperature (°C)	-40 °C – 70 °C
Transportation temperature (°F)	-40 °F – 158 °F
Relative humidity	<95%



Bosch Security Systems BV
Torenallee 49, 5617 BA Eindhoven, the Netherlands
18
1438-CPR-0591

EN 54-24:2008
Loudspeaker for voice alarm systems for fire detection
and fire alarm systems for buildings
Cabinet Loudspeaker 6 W
LB7-UC06E
Type A
DoP: DECL DoP EUR EN54-24 LB7-UC06E-ABS

Ordering information

LB7-UC06E ABS cabinet loudspeaker 6 W
ABS cabinet loudspeaker 6 W
Order number **LB7-UC06E | F.01U.329.933**

Represented by:

Europe, Middle East, Africa:
Bosch Security Systems B.V.
P.O. Box 80002
5600 JB Eindhoven, The Netherlands
Phone: + 31 40 2577 284
www.boschsecurity.com/xc/en/contact/
www.boschsecurity.com

Germany:
Bosch Sicherheitssysteme GmbH
Robert-Bosch-Ring 5
85630 Grasbrunn
Tel.: +49 (0)89 6290 0
Fax: +49 (0)89 6290 1020
de.securitysystems@bosch.com
www.boschsecurity.com

North America:
Bosch Security Systems, LLC
130 Perinton Parkway
Fairport, New York, 14450, USA
Phone: +1 800 289 0096
Fax: +1 585 223 9180
onlinehelp@us.bosch.com
www.boschsecurity.com

Asia-Pacific:
Robert Bosch (SEA) Pte Ltd, Security Systems
11 Bishan Street 21
Singapore 573943
Phone: +65 6571 2808
Fax: +65 6571 2699
www.boschsecurity.com/xc/en/contact/
www.boschsecurity.com