

ONE DISPLAY.  
BRILLIANTLY SIMPLE.  
**UTTERLY  
BREATHTAKING.**

The LG Direct View LED Ultimate Business Display



## IN A NEW LIGHT

Due to the lowering price point and increased product availability, direct view LED is becoming the preferred choice for corporate lobbies, conference centers, auditoriums, sports arenas, houses of worship, and airports. Characterized by their ability to provide bright, sharp images, these impressive displays can captivate viewers with breath-taking realism, indoors or out.

---

Leave it to LG to create a direct view LED display so easy to select and purchase that it could work for virtually any business.

Available in various sizes and performance levels, LG's direct view LED ultimate business display takes the guesswork out of configuring a display that's right for your business. From 2K to 8K resolutions with screen sizes from 81" to a show-stopping 325" (measured diagonally), this display comes with all the components you need to dynamically deliver your content on a jaw-droppingly vibrant, magnificent screen.

# THE LG DIFFERENCE

**Impressive direct view LED displays are only the beginning of this story.**

When creating this display, LG took everything into consideration. This fully-kitted display includes all of the components and an LG intelligent controller to make system operations a breeze. All of the components ship in custom-designed, wheeled ATA flight cases so that everything arrives securely with no need for fork trucks or pallet jacks to bring the display inside.\*

**A sophisticated controller and LG's webOS™ operating system deliver advanced multi-view options and simplified system integration.\***

LG's webOS™ features a Quad-Core SoC design that can execute several tasks to provide smooth content playback from connected base-band high-resolution video sources, the built-in media player, or video streaming decoder. The included LG controllers have 3.6GB of storage for applications and content. For added convenience, a remote control with an intuitive user interface puts system and image control in the palm of your hand.

***This display includes an advanced controller that gives users added features and system control.***

- Onscreen user-interface to simplify system control
- Remote control (adjust brightness, picture mode, active input, CMS configurations, Multi-view settings, etc.)
- Automatic brightness adjustment based on ambient lighting (light sensor included)
- Onboard CMS (storage, scheduling, playback)
- Built-in AV-over-IP decoder can simultaneously display up to four 4K RTSP video streams
- Screen sharing (Miracast and WiDi Wireless Display)

**SuperSign™ compatible.**

A comprehensive content management software solution simplifies content creation and distribution, saves service time, and enables efficient operations across locations.

**Compatibility with popular AV control systems.**

Corporate meeting areas will appreciate how this display can seamlessly integrate with most professional AV control systems and are certified Crestron Connected®.

**This display is backed by LG warranty coverage, on-site training and LG TotalCare Support.**

LG provides 3 year limited warranty coverage (optional ExtendedCare warranty support up to 5 years available), on-site training by LG authorized professionals, TotalCare health checks twice per year for 3 years and Connected Care system surveillance software (with optional professional remote monitoring service available).

**Learn more on pages 30-31.**

\* Mounting hardware sold separately.



# THE LG ULTIMATE BUSINESS DISPLAY THAT'S **RIGHT FOR YOU**

LG has simplified the selection process so you can simply select by **ENVIRONMENT** (indoor or outdoor), **RESOLUTION**, and **DISPLAY SIZE**.

**ENVIRONMENT.** The LG direct view LED ultimate business display comes in both indoor and outdoor options to make sure there is a solution that fits for your business needs.

**RESOLUTION.** This display is available in 2K Full HD, 4K UHD and 8K UHD resolution options. If your needs call for a 32:9 display, LG offers nine different 32:9 Ultra Stretch options that deliver the same performance as their 16:9 counterparts.

**DISPLAY SIZE.** While the 8K UHD resolution features a jaw-dropping 325" display, the 2K and 4K options are offered in a variety of screen sizes that were chosen to cover most installations.

*LG's MAGNIT DVLED panels deliver content in stunning detail and depth.*

---

Featuring a pixel-pitch of just 0.93mm, Deep Black technology, Alpha 7 Intelligent Processor, LG's HDR10 Pro2, and an impressive 150,000:1 (@10 lux) contrast ratio, LG's MAGNIT display delivers content in breathtaking realism. Extremely wide viewing angles deliver off-axis viewing that isn't compromised. MAGNIT's finished coating resists reflection, glare, and fingerprints while protecting the screen from direct impact. Cable-less connectivity between the panels makes installation a breeze, while new technology can lower power consumption.

*The LG BLOC DVLED panels combine advanced 3rd Gen technology with cable-less connectivity between panels.*

---

LG's innovative BLOC display with cable-less connectivity between the panels simplifies installation. Featuring an advanced 3rd Generation 4-in-1 LED Surface Mount Design, a fine-pitch of 1.25mm, and Alpha 7 Intelligent Processor, this display can deliver uncompromised brightness and high contrast ratios for amazing lifelike images, even in high ambient light situations. LG's HDR10 Pro adds enhanced dynamic tone mapping provide an amazing color spectrum of over one billion color possibilities. Ruggedized pixel design enhances overall durability.

*LG's UltraThin DVLED panels blend seamlessly into most environments.*

---

LG's UltraThin display features a slim 37.5mm deep cabinet that blends seamlessly virtually any environment. Pixel-pitch options of 1.5mm, 1.8mm, and 2.5mm are chosen to optimize viewing based on screen size and viewing distance.

*GS Series panels for Outdoor Displays and Scoreboards*

---

Available in sizes ranging from 230" (19.2 ft.) to 538" (44.8 ft.), LG's fully-kitted outdoor display panels are designed for reliability, fast assembly and easy maintenance. Likewise, LG's indoor and outdoor scoreboards will enable you to engage the home team fans in new and eye-catching ways.

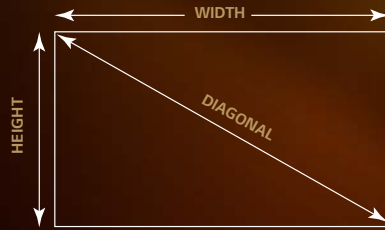
\* Mounting brackets sold separately. LG webOS™ features available only on COB and IMD package configurations.

# LG SIMPLIFIES CHOOSING THE RIGHT DIRECT VIEW LED DISPLAY

From dynamic video presentations, brand messaging and informational content, direct view LED displays can be deployed in many diverse applications. The products in this catalog aim to simplify the selection process by creating pre-configured complete displays to satisfy a broad range of use scenarios for the vast majority of businesses.

## SPEAKING DIRECT VIEW LED

Direct View LED displays differ from their LCD counterparts in many ways. Understanding these key specifications will help guide you through the selection process of choosing the LG display that's right for your needs.



## DIMENSIONS

The width, height, and diagonal length represent a display's total dimensions, which are shown in inches, feet, and millimeters. LG offers direct view LED displays in many sizes to meet the needs of your installation requirements.



**LED PACKAGE TYPE** Surface Mount Diode (SMD) pixels (a.k.a. 3-in-1 diodes) are composed of modularly packaged color diodes mounted directly on the PCB surface, hence the name. Integrated Matrix Device (IMD) pixels (a.k.a. 4-in-1 diodes) are similar to the SMD but have four times fewer pixel packages per module and are less vulnerable to physical impact. Chip on Board (COB) pixels are constructed with the color diodes mounted directly on the printed circuit board and multiple layers of protective coatings are applied to them. Due to the layering techniques used on the surface of these pixels, COB pixels are very durable.



**DIAGONAL** A subset of the display's dimensions, a screen's diagonal size is the length, in inches, from one corner of the display to the opposite diagonal corner.



**PIXEL PITCH** The screen of a direct view LED utilizes coarse pixel spacing. The distance between the individual pixels defines the display's pixel-pitch. Knowing the minimum viewing distance can guide the overall display size and required pixel-pitch. LG offers solutions in many sizes and pixel-pitches to help ensure that each display delivers optimal performance regardless of installation criteria.



**RESOLUTION | ASPECT RATIO** Resolution is defined by two numbers, the total number of columns of pixels (width) and rows of pixels (height). As an example, a 4K UHD display could have a resolution of 3840 x 2160. Aspect ratio is a similar way of thinking of the shape of the display by simply comparing the length to the width. For example, a display with a resolution of 3840 x 2160 has a 16:9 aspect ratio.



**BRIGHTNESS** Measured in "Nits," brightness refers to the display's maximum potential brightness when set to 100% brightness while showing a full-white test pattern. The display can be set to any relative brightness less than this to best suit the space in which it is installed.



**MINIMUM RECOMMENDED VIEWING DISTANCE** The minimum distance LG recommends between the viewer and the screen to enjoy moving content based on pixel pitch.



**ENVIRONMENT** Environmental conditions help define which direct view LED display will perform well in outdoor locations and those suited for indoor use only. Criteria include an IP rating suitable for outdoor use (IP65) and a brightness rating that produces a vibrant image, even in direct sunlight (> 5,000 Nits).



**PANEL ARRAY | SERVICE ACCESS** A direct view LED display is comprised of an array of panels. Panel Array defines the number of panels within the array. Service Access tells whether the finished display can be serviced from the front, from the back or both when maintenance is required.

# TABLE OF CONTENTS

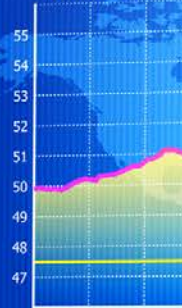
<b>2K FULLHD INDOOR SIZES</b>	<b>6-12</b>
2K FullHD 81" (0.9mm) .....	8
dual2K Ultra Stretch 147" (2 x 81") (0.9mm)	
2K FullHD 108" (1.2mm) .....	9
dual2K Ultra Stretch 196" (2 x 108") (1.2mm)	
2K FullHD 136" (1.5mm) .....	10
dual2K Ultra Stretch 245" (2 x 136") (1.5mm)	
2K FullHD 163" (1.8mm) .....	11
dual2K Ultra Stretch 294" (2 x 163") (1.8mm)	
2K FullHD 217" (2.5mm) .....	12
dual2K Ultra Stretch 393" (2 x 217") (2.5mm)	
<b>SIZE COMPARISON</b>	<b>13</b>
<b>4K ULTRAHD INDOOR SIZES</b>	<b>14-19</b>
4K UltraHD 163" (0.9mm) .....	16
dual4K Ultra Stretch 294" (2 x 163") (0.9mm)	
4K UltraHD 217" (1.2mm) .....	17
dual4k Ultra Stretch 393" (2 x 217") (1.2mm)	
4K UltraHD 271" (1.5mm) .....	18
dual4K Ultra Stretch 490" (2 x 271") (1.5mm)	
4K UltraHD 325" (1.8mm) .....	19
dual4K Ultra Stretch 589" (2 x 325") (1.8mm)	
<b>8K ULTRAHD INDOOR SIZES</b>	<b>20-23</b>
8K UltraHD 325" (0.9mm) .....	22-23
<b>OUTDOOR 2K FULLHD OPTIONS</b>	<b>24-27</b>
Outdoor 230" (3.9mm) .....	26
Outdoor 335" (3.9mm) .....	26
Outdoor 405" (4.6mm) .....	27
<b>SCOREBOARDS</b>	<b>28-29</b>
Outdoor Scoreboard 445" (S10.4mm) .....	28
Indoor Scoreboard 230" (3.9mm) .....	29
<b>CUSTOM WHEELED FLIGHT CASES</b> .....	<b>30</b>
<b>WARRANTY AND SERVICE BUNDLE</b> .....	<b>31</b>

**NOTE:** All screen images throughout this document are simulated for illustrative purposes only.

**IMPORTANT:** Additional hardware may be required for multiple source content.



53,819  
+2,476 +4.08



# 2K FULLHD SIZES

NOT ALL 2K DISPLAYS ARE CREATED EQUAL

*LG's direct view fine-pitch LED delivers 2K with breathtaking realism.*

With a total of ten display sizes from which to choose, there is a 2K option that will almost certainly suit your needs. Rest assured, however, that no matter which one you select, your audience will be captivated by the brilliance, high contrast ratio, and broad color spectrum of an LG LED display.

Choose from the LSCB series ultra-thin display panels that blend seamlessly into any environment or advanced LG BLOC display panels that feature 3rd Generation 4-in-1 LED Surface Mount Design. LG's MAGNIT display panels with Deep Black Technology and an impressive 150,000:1 (@10 lux) contrast ratio deliver content in breathtaking realism.

If your needs call for two displays, LG offers Dual2K Ultra Stretch and Dual4K Ultra Stretch configurations that can be mounted as one large display that provides a seamless, double-wide viewing experience or two separate displays that could be mounted separately to provide better coverage to large audiences.

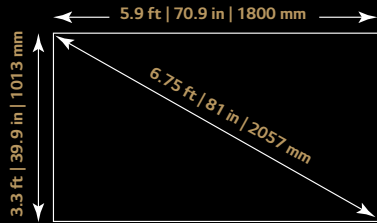


2K FULLHD 81" (COB 0.9MM)



## 2K FULLHD 81"

(COB 0.9MM)

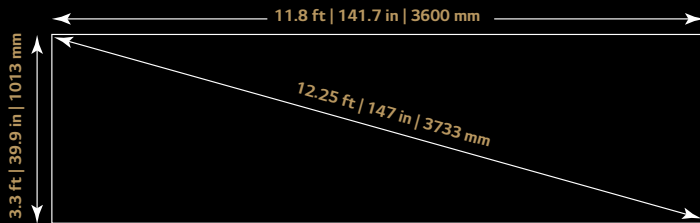


	LED Package Type	COB	SMD
	SKU	LSAB-F081C	LSAB-F108C
	Pixel Pitch	0.9 mm	
	Resolution   Aspect Ratio	1920 x 1080   16:9	
	Brightness	800 nits	600 nits
	Min Viewing Distance	5' - 7'	
	Environment (IP Rating)	IP20	IP5x
	Array   Service Access	3x3   Front	



## dual2K <sup>ultra stretch</sup> 147" (2 X 81")

(COB 0.9MM)



	LED Package Type	COB	SMD
	SKU	LSAB-G147C	LSBB-G147C
	Pixel Pitch	0.9 mm	
	Resolution   Aspect Ratio	3840 x 1080   32:9	
	Brightness	800 nits	600 nits
	Min Viewing Distance	5' - 7'	
	Environment (IP Rating)	IP20	IP5x
	Array   Service Access	6x3   Front	

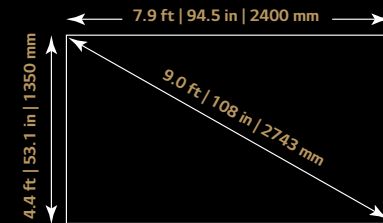






## 2K FULLHD 108"

(IMD 1.2MM)

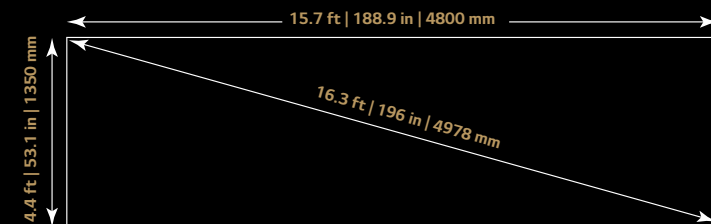


	LED Package Type	COB	IMP	SMD
	SKU	LSAA-F136C	LSCB-F136C	LSBB-F136C
	Pixel Pitch	1.2 mm		
	Resolution   Aspect Ratio	1920 x 1080   16:9		
	Brightness	800 nits	700 nits	600 nits
	Min Viewing Distance	6' - 8'		
	Environment (IP Rating)	IP20	IP20	IP5x
	Array   Service Access	4x4   Front		



## dual2K<sup>ultra stretch</sup> 196" (2 X 108")

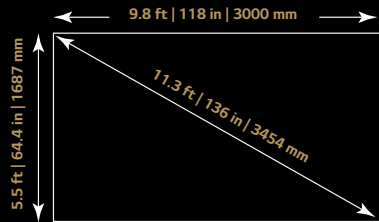
(IMD 1.2MM)



	LED Package Type	COB	IMP	SMD
	SKU	LSAB-G196C	LSAA-G196C	LSBB-G196C
	Pixel Pitch	1.2 mm		
	Resolution   Aspect Ratio	3840 x 1080   32:9		
	Brightness	800 nits	700 nits	600 nits
	Min Viewing Distance	6' - 8'		
	Environment (IP Rating)	IP20	IP20	IP5x
	Array   Service Access	8x4   Front		

## 2K FULLHD 136"

(SMD 1.5MM)

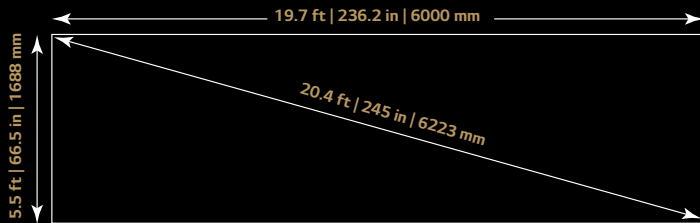


	LED Package Type	COB	IMP	SMD
	SKU	LSAA-F136C	LSCB-F136C	LSBB-F136C
	Pixel Pitch	1.5 mm	1.56 mm	
	Resolution   Aspect Ratio	1920 x 1080   16:9		
	Brightness	700 nits	800 nits	600 nits
	Min Viewing Distance	8' - 10'		
	Environment (IP Rating)	IP20	IP30	IP5x
	Array   Service Access	5x5   Front		



## dual2K<sup>ultra stretch</sup> 245" (2 X 136")

(SMD 1.5MM)



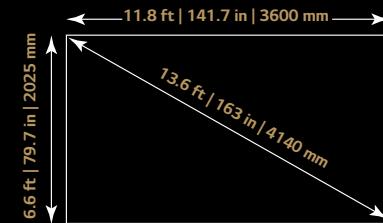
	LED Package Type	IMD	SMD	
	SKU	LSAA-F245C	LSCB-G245C	LSBB-G245C
	Pixel Pitch	1.5 mm	1.56 mm	
	Resolution   Aspect Ratio	3840 x 1080   32:9		
	Brightness	700 nits	800 nits	600 nits
	Min Viewing Distance	8' - 10'		
	Environment (IP Rating)	IP20	IP30	IP5x
	Array   Service Access	10x5   Front		





## 2K FULLHD 163"

(SMD 1.8MM)

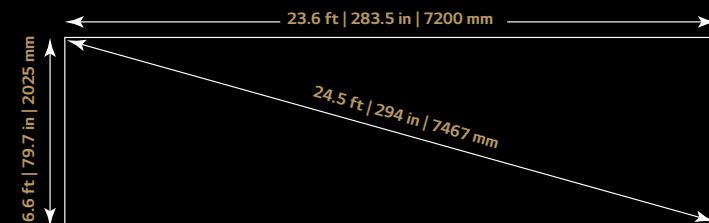


	LED Package Type	SMD	
	SKU	LSCB-F163C	LSBB-F163C
	Pixel Pitch	1.8 mm	
	Resolution   Aspect Ratio	1920 x 1080   16:9	
	Brightness	800 nits	600 nits
	Min Viewing Distance	9' - 11'	
	Environment (IP Rating)	IP30	IP5x
	Array   Service Access	6x6   Front	



## dual2K<sup>ultra stretch</sup> 294" (2 X 163")

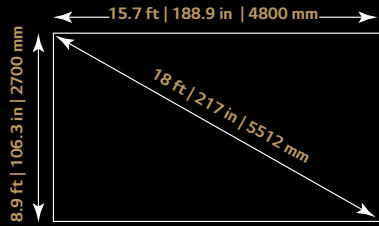
(SMD 1.8MM)



	LED Package Type	SMD	
	SKU	LSCB-G294C	LSBB-G294C
	Pixel Pitch	1.8 mm	
	Resolution   Aspect Ratio	3840 x 1080   32:9	
	Brightness	800 nits	600 nits
	Min Viewing Distance	9' - 11'	
	Environment (IP Rating)	IP30	IP5x
	Array   Service Access	12x6   Front	

## 2K FULLHD 217"

(SMD 2.5MM)




	LED Package Type	SMD
	SKU	LSCB-F217C
	Pixel Pitch	2.5 mm
	Resolution   Aspect Ratio	1920 x 1080   16:9
	Brightness	800 nits
	Min Viewing Distance	13' - 15'
	Environment (IP Rating)	IP30
	Array   Service Access	8x8   Front



## dual2K <sup>ultra stretch</sup> 393" (2 X 217")

(SMD 2.5MM)

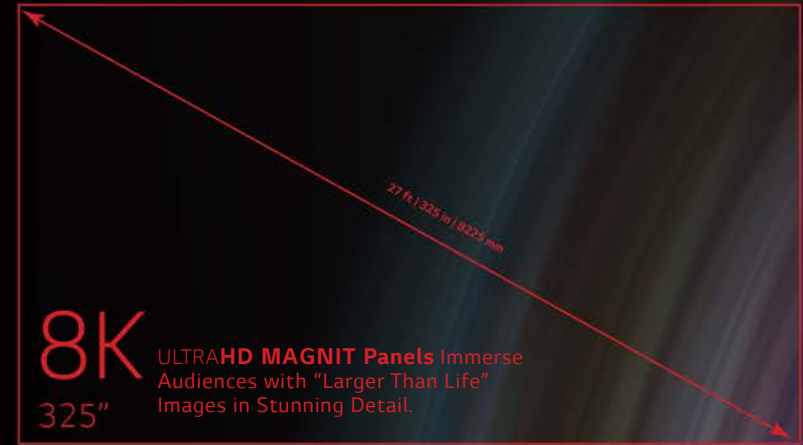
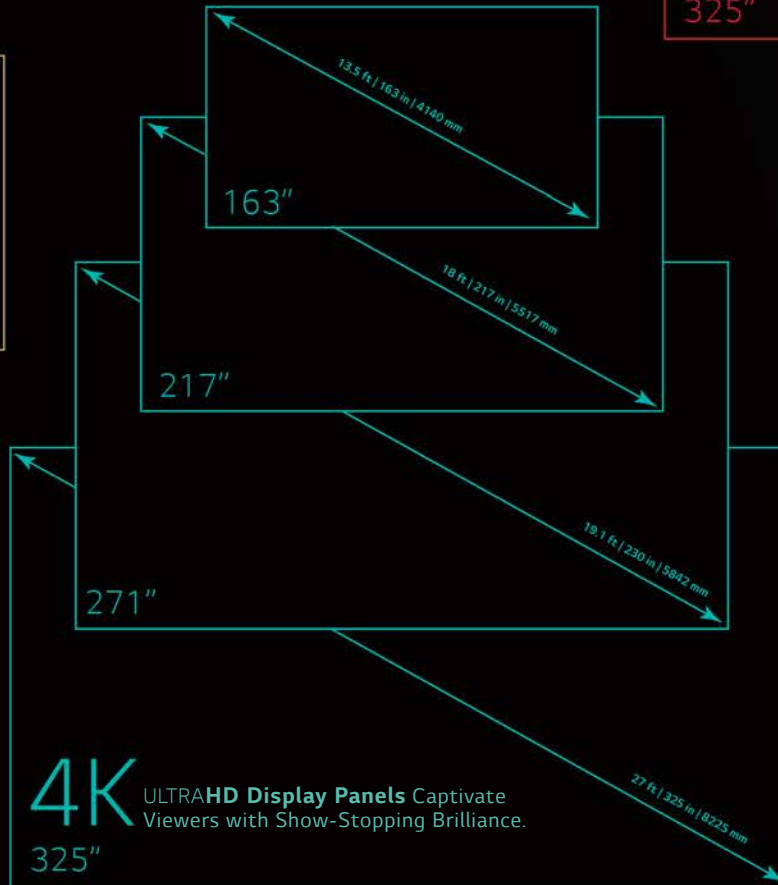
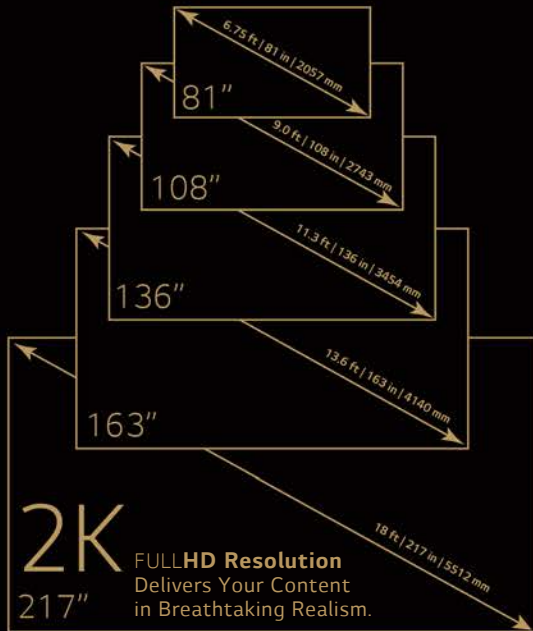


	LED Package Type	SMD
	SKU	LSCB-G393C
	Pixel Pitch	2.5 mm
	Resolution   Aspect Ratio	3840 x 1080   32:9
	Brightness	800 nits
	Min Viewing Distance	13' - 15'
	Environment (IP Rating)	IP30
	Array   Service Access	16x8   Front



# LG DIRECT VIEW LED ULTIMATE BUSINESS DISPLAY

Choose The Ideal Resolution and Screen Size to Fit Your Needs





TEAM & NAME	P	W	D	L	PTS	FORM
Team Blue	1	2	1	0	5	W-W-L-W
Team Red	2	1	2	1	3	L-W-L-L
Team Green	3	0	3	2	0	L-L-L-L
Team Yellow	4	1	1	3	2	W-L-L-L
Team Purple	5	0	2	3	0	L-L-L-L
Team Orange	6	1	1	2	2	W-L-L-L
Team Pink	7	0	1	3	0	L-L-L-L
Team Brown	8	1	2	1	3	W-L-L-L
Team Grey	9	0	1	3	0	L-L-L-L
Team White	10	1	1	2	2	W-L-L-L
Team Black	11	0	2	3	0	L-L-L-L
Team Light Blue	12	1	1	2	2	W-L-L-L
Team Light Green	13	0	1	3	0	L-L-L-L
Team Light Red	14	1	2	1	3	W-L-L-L
Team Light Purple	15	0	1	3	0	L-L-L-L
Team Light Orange	16	1	1	2	2	W-L-L-L
Team Light Pink	17	0	1	3	0	L-L-L-L
Team Light Brown	18	1	2	1	3	W-L-L-L
Team Light Grey	19	0	1	3	0	L-L-L-L
Team Light White	20	1	1	2	2	W-L-L-L

Laps 3/4  
Current: 0:29.31  
Best: 4:48.06  
Target: 4:50.00  
Sector: -1.91

Lap R 4:4





DUAL4K ULTRA STRETCH 589" (2 X 325")  
(SMD 1.8MM)

# 4K ULTRAHD SIZES

4K DISPLAY SIZES THAT CHALLENGE  
CONVENTION

*LG's 4K direct view fine-pitch direct view LED sizes bring home the WOW factor.*

LG has put together a total of eight 4K display sizes. These screens, ranging from 163" to an incredible 325" diagonal, were created for those that simply want more of a good thing.

Choose from the LSCB series ultra-thin display panels that blend seamlessly into any environment or advanced LG BLOC display panels that feature 3rd Generation 4-in-1 LED Surface Mount Design. LG's MAGNIT display panels with Deep Black Technology and an impressive 150,000:1 (@10 lux) contrast ratio deliver content in breathtaking realism.

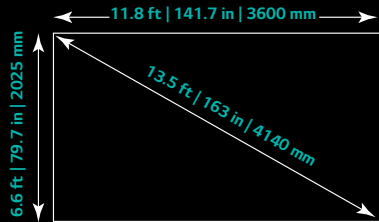
If your needs call for two displays, LG offers Dual2K Ultra Stretch and Dual4K Ultra Stretch configurations that can be mounted as one large display that provides a seamless, double-wide viewing experience or two separate displays that could be mounted separately to provide better coverage to large audiences.



4K ULTRAHD 325" (SMD 1.8MM)

## 4K ULTRAHD 163"

(COB 0.9MM)

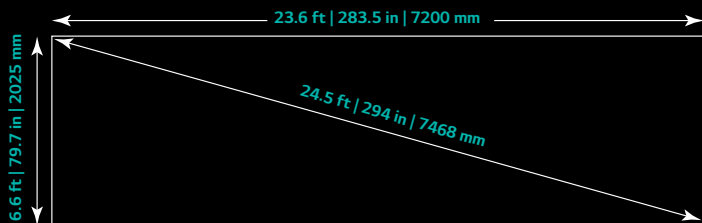


	LED Package Type	COB	SMD
	SKU	LSAB-U163C	LSBB-U163C
	Pixel Pitch	0.9 mm	
	Resolution   Aspect Ratio	3840 x 2160   16:9	
	Brightness	800 nits	600 nits
	Min Viewing Distance	5' - 7'	
	Environment (IP Rating)	IP20	IP5x
	Array   Service Access	6x6   Front	



## dual4K<sup>ultra stretch</sup> 294" (2 X 163")

(COB 0.9MM)



	LED Package Type	COB	SMD
	SKU	LSAB-V294C	LSBB-V294C
	Pixel Pitch	0.9 mm	
	Resolution   Aspect Ratio	7680 x 2160   32:9	
	Brightness	800 nits	600 nits
	Min Viewing Distance	5' - 7'	
	Environment (IP Rating)	IP20	IP5x
	Array   Service Access	12x6   Front	

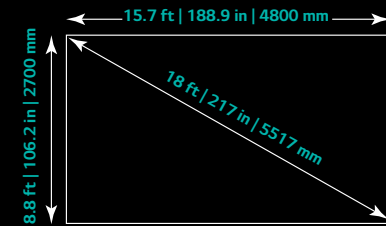






## 4K ULTRAHD 217"

(IMD 1.2MM)

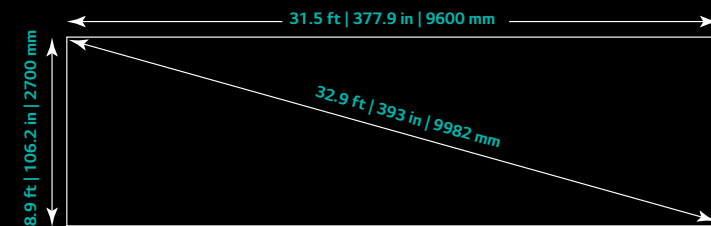


	LED Package Type	COB	IMP	SMD
	SKU	LSAB-U217C	LSAA-U217C	LSBB-U217C
	Pixel Pitch	1.2 mm		
	Resolution   Aspect Ratio	3840 x 2160   16:9		
	Brightness	800 nits	700 nits	600 nits
	Min Viewing Distance	6' - 8'		
	Environment (IP Rating)	IP20	IP20	IP5x
	Array   Service Access	8x8   Front		



## dual4K<sup>ultra stretch</sup> 393" (2 X 217")

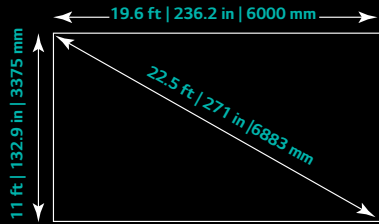
(IMD 1.2MM)



	LED Package Type	COB	IMP	SMD
	SKU	LSAB-V393C	LSAA-V393C	LSBB-V393C
	Pixel Pitch	1.2 mm		
	Resolution   Aspect Ratio	7680 x 2160   32:9		
	Brightness	800 nits	700 nits	600 nits
	Min Viewing Distance	6' - 8'		
	Environment (IP Rating)	IP20	IP20	IP5x
	Array   Service Access	16x8   Front		

## 4K ULTRAHD 271"

(SMD 1.5MM)

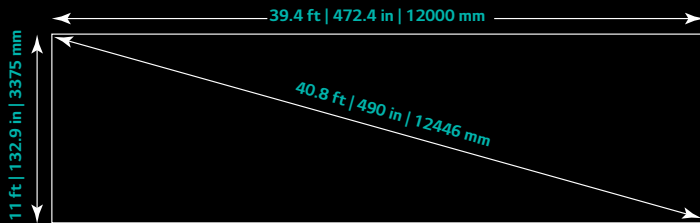


	LED Package Type	IMP	SMD	
	SKU	LSAA-U271C	LSCB-U271C	LSBB-U271C
	Pixel Pitch	1.56 mm		
	Resolution   Aspect Ratio	3840 x 2160   16:9		
	Brightness	700 nits	800 nits	600 nits
	Min Viewing Distance	8' - 10'		
	Environment (IP Rating)	IP20	IP30	IP5x
	Array   Service Access	10x10   Front		




## dual4K<sup>ultra stretch</sup> 490" (2 X 271")

(SMD 1.5MM)



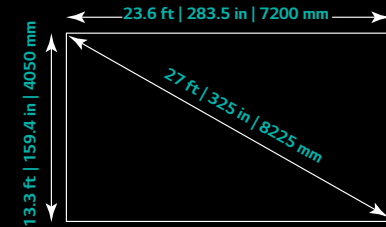
	LED Package Type	IMP	SMD	
	SKU	LSAA-V490C	LSCB-V490C	LSBB-V490C
	Pixel Pitch	1.56 mm		
	Resolution   Aspect Ratio	7680 x 2160   32:9		
	Brightness	700 nits	800 nits	600 nits
	Min Viewing Distance	8' - 10'		
	Environment (IP Rating)	IP20	IP30	IP5x
	Array   Service Access	20x10   Front		





## 4K ULTRAHD 325"

(SMD 1.8MM)

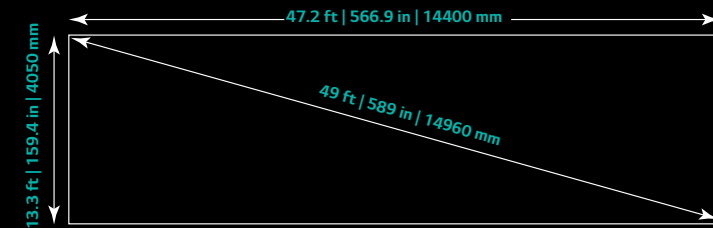


	LED Package Type	SMD
	SKU	LSCB-U325C
	Pixel Pitch	1.8 mm
	Resolution   Aspect Ratio	3840 x 2160   16:9
	Brightness	800 nits
	Min Viewing Distance	9' - 11'
	Environment (IP Rating)	IP30
	Array   Service Access	12x12   Front



## dual4K<sup>ultra stretch</sup> 589" (2 X 325")

(SMD 1.8MM)



	LED Package Type	COB	SMD
	SKU	LSCB-V589C	LSBB-V589C
	Pixel Pitch	1.8 mm	
	Resolution   Aspect Ratio	7680 x 2160   32:9	
	Brightness	800 nits	600 nits
	Min Viewing Distance	9' - 11'	
	Environment (IP Rating)	IP20	IP5x
	Array   Service Access	24x12   Front	



8K ULTRAHD 325" (0.9MM)



# 8K MAGNIT

## THE UNCOMPROMISED DIRECT VIEW LED DISPLAY








*LG's MAGNIT LED 8K ultimate business display delivers "LARGER THAN LIFE" images in stunning detail.*

LG's MAGNIT is the perfect choice for businesses looking to create a "larger than life" atmosphere, thanks to the incredible impact of an 8K display with a massive 325" screen. LG's MAGNIT panels feature a pixel-pitch of just 0.93mm, LG's Deep Black Technology, and an impressive contrast ratio of 150,000:1 (@10 lux). Add in the power of an Alpha 7 processor and LG's HDR10 Pro2, and you'll see images as the content creator intended, with vivid colors, breathtaking contrast, and ultra-fine detail.

Installing an ultimate business display with LG's MAGNIT panels on your corporate campus will create a lasting impression on clients and employees.

# 8K ULTRAHD 325"

(COB 0.9MM)

	LED Package Type	COB	SMD
#	SKU	LSAB-U325C	LSBB-U325C
	Pixel Pitch	0.9 mm	
	Resolution   Aspect Ratio	7680 x 4320   16:9	
	Brightness	800 nits	600 nits
	Min Viewing Distance	5' - 7'	
	Environment (IP Rating)	IP20	IP5x
	Array   Service Access	12x12   Front	

13.3ft | 159.4in | 4050mm

23.6ft | 283.5in | 7200mm



## ALPHA 7 INTELLIGENT PROCESSOR OPTIMIZES IMAGE QUALITY

The AI-Powered a7 processor recognizes and analyzes the original content and optimizes image clarity and sharpness. It also works with an image sensor to optimize the display brightness level to changing ambient light conditions.

## DEEP BLACK TECHNOLOGY DELIVERS AMAZING CONTRAST AND VIVID COLORS


MAGNIT display panels apply LG's full black coating technology to deliver deeper black levels than conventional package LED displays. This advancement can reveal enhanced color reproduction and more precise detail, thanks to an impressive 150,000:1 (@10 lux) contrast ratio.<sup>1</sup>



(1) Based on LG's conventional LED displays  
 (2) HDR10 Pro is LG's HDR solution for processing HDR signal by using enhanced dynamic tone mapping.



IMAGINE WATCHING YOUR FAVORITE  
MOVIE OR SPORTING EVENT IN  
8K MAGNIFICENCE  
ON A MASSIVE  
**325"**  
**SCREEN!**



VIVID COLOR EXPRESSION  
POWERED BY HDR10 AND  
ENHANCED BY LG'S HDR10  
PRO<sup>2</sup>

LG's HDR10 Pro<sup>2</sup> adds enhanced dynamic tone mapping to deliver a color spectrum of over one billion color possibilities.

---

WIDE 160° HORIZONTAL AND VERTICAL VIEWING ANGLES  
GIVE EVERYONE THE **"BEST SEAT IN THE HOUSE."**

Wide 160° horizontal and vertical viewing angles minimize off-axis viewing color distortions and ensure that viewers will see an immersive image virtually anywhere they sit.

RUGGED DESIGN FOR ADDED PEACE OF MIND

Several coated film layers help protect the LED chips from dust, static electricity, or physical impact. This rugged design also reduces glare and fingerprints.

CRESTRON COMPATIBLE AND ADVANCED CONTROLLER MODULE.

LG's MAGNIT is Certified Crestron Connected<sup>®</sup> and is compatible with various professional AV control systems to provide virtually seamless integration and network-based control, making it easier to set up and run meetings. It also features a 4K UHD LED Controller Module, remote control, video scaling, 3.6GB memory, and Wi-Fi for screen sharing.



Target Fitness



OUTDO





# OUTDOOR DIRECT VIEW LED

## LG OUTDOOR DIRECT VIEW LED ULTIMATE BUSINESS DISPLAY SHOWCASES YOUR CONTENT

For businesses that need a dramatic outdoor display, the LG DVLED ultimate business display comes in five configurations using LG's newest outdoor panel series. They share the ability to deliver bright images, thanks to brightness ratings up to 5000 nits. To help protect them from the elements, this display has an IP65 rating.

### *GSCA Series HD Solution*

Available in 16.4' x 9.8' or 24.6' x 13.1' configurations, these display panels feature a pixel-pitch of 3.9mm, 5000 nits brightness, and an IP65 rating. A larger 29.5' x 16.4' display is also available and features a pixel-pitch of 4.6mm.

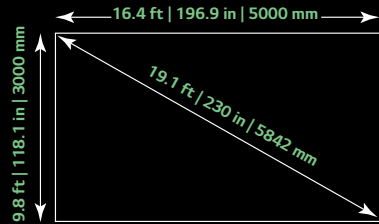
### *GSCD Series*

Designed to bring a professional feel to high school football stadiums, the GSCD display panel is ultra-light and features a 26.2' x 26.2' configuration. A 10.4mm pixel-pitch, 5000 nits brightness, and rugged IP65 rating will give fans the score, relevant game data, and even display local business advertising.

OR 405" (SMD 4.6MM)

## OUTDOOR 230"

(SMD 3.9MM)

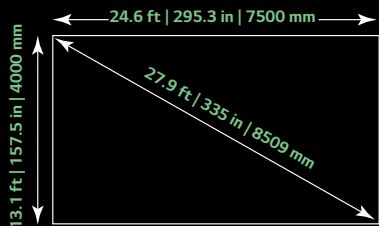


	LED Package Type	SMD
	SKU	GSCA-H230F
	Pixel Pitch	3.9 mm
	Resolution   Aspect Ratio	1280 x 768   1.67:1
	Brightness	5,000 nits
	Min Viewing Distance	20' - 22'
	Environment (IP Rating)	IP65
	Array   Service Access	10x3   Front or Rear



## OUTDOOR 335"

(SMD 3.9MM)



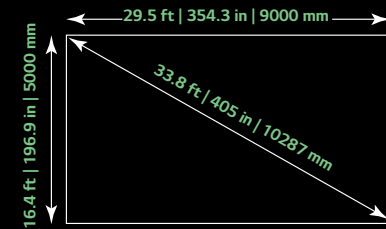
	LED Package Type	SMD
	SKU	GSCA-F335F
	Pixel Pitch	3.9 mm
	Resolution   Aspect Ratio	1920 x 1024   1.88:1
	Brightness	5,000 nits
	Min Viewing Distance	20' - 22'
	Environment (IP Rating)	IP65
	Array   Service Access	15x4   Front or Rear













## OUTDOOR 405"

(SMD 4.6MM)



	LED Package Type	SMD
	SKU	GSCA-I405F
	Pixel Pitch	4.6 mm
	Resolution   Aspect Ratio	1944 x 1080   1.8:1
	Brightness	5,000 nits
	Min Viewing Distance	23' - 25'
	Environment (IP Rating)	IP65
	Array   Service Access	18x5   Front or Rear

# OUTDOOR SCOREBOARD

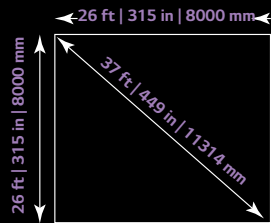
Wow high school football fans with a bright, high-resolution scoreboard that can display the game score and relevant statistics in dazzling brilliance, giving your stadium a professional look and feel. Local business advertising can also be featured as a way for schools to generate additional revenue to support their team and other extra-curricular activities.

## Lightweight, Rugged Design

This ultimate business display features ultra-light panels in a 26.2' x 26.2' configuration. The cabinets' front and back are IP65 certified, protecting your investment from weather and harmful outdoor environments. Pixel-pitch is 10.4mm, and maximum display brightness is 5000 nits.

## OUTDOOR SCOREBOARD 445"

(SMD 10.4MM)



	LED Package Type	SMD
	SKU	GSCD-I445F
	Pixel Pitch	10.4 mm
	Resolution   Aspect Ratio	768 x 768   1:1
	Brightness	5,000 nits
	Min Viewing Distance	33' - 35'
	Environment (IP Rating)	IP65
	Array   Service Access	8x8   Front or Rear





# INDOOR SCOREBOARD

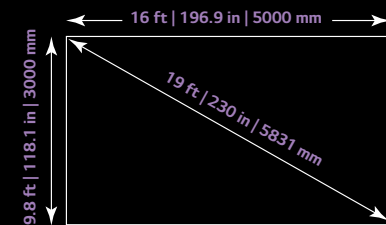
Elevate school gymnasiums with the ultimate direct view LED scoreboard. LG's indoor scoreboard is designed for fast installation and easy maintenance. Its bright screen and wide viewing angle allow all fans to view key stats and game information. Take competitive sporting events like basketball and wrestling to the next level.

## *Ideally Configured For Indoor Use*

This ultimate business display is configured in a large 16' (W) x 9.8' (H) screen. Designed for indoor use, the cabinets' front and back are IP30 certified. Pixel-pitch is 3.9mm, and maximum display brightness is 1000 nits.

## INDOOR SCOREBOARD 230"

(SMD 3.9MM)



	LED Package Type	SMD
	SKU	LSCA-I230F
	Pixel Pitch	3.9 mm
	Resolution   Aspect Ratio	1280 x 768   1.67:1
	Brightness	1,000 nits
	Min Viewing Distance	20' - 22'
	Environment (IP Rating)	IP30
	Array   Service Access	10x3   Front and Rear

MAKING A COMPELLING CASE  
FOR A **COMPELLING  
DISPLAY**

While some may say **CUSTOM WHEELED FLIGHT CASES** are overkill, LG believes they make perfect sense. After all, the ultimate business display deserves premium treatment. Each display comes in these highly protective cases that feature custom packaging to ensure that your system arrives without issue – free from damage or missing parts. LG even considered each case's exterior, using customized badging that reflects the quality of the system contained within.



# WARRANTY AND SERVICE

DESIGNED TO KEEP YOUR  
SYSTEM RUNNING SMOOTHLY

- **3 YEARS OF OUR LG MANUFACTURER'S LIMITED WARRANTY SERVICE** - contact your LG representative with any warranty issues you may have
- **3 YEARS OF LG TOTALCARE HEALTH CHECKS** - two visits per year by an LG authorized professional starting with a complete pre-inspection prior to installation and continuing with regular LG system check visits to ensure that all LG components are performing to specification.
- **3 YEAR SUBSCRIPTION TO LG CONNECTEDCARE SYSTEM SURVEILLANCE** - allows you (or your system integrator) to remotely monitor the status of your system, monitors any fault diagnosis, and deliver remote-control services, enabling stable operation and virtually seamless service.
- **OPTIONAL SERVICES** - LG White Glove Replacement Service provides an LG authorized technician to visit on site to investigate warranty issues, collaborating with your system integrator to repair any issues or swap any defective components. LG Professional Remote Monitoring provides our ConnectedCare system surveillance done completely by LG professionals who will contact you in the event of any system issues and expedite any service calls.

## **YOUR BUNDLE SHIPS COMPLETE TO SIMPLIFY SYSTEM SETUP.**

Each bundle ships with the required LG components. We also include 5% ADDITIONAL SPARE PARTS, including modules, receiving cards, power supplies, and HUB boards. We also include a service tool to make installation and maintenance a breeze.

To get acquainted with the ins and outs of your DVLED ultimate business display, LG will provide up to 2 DAYS OF ON-LOCATION TRAINING by a certified Field Engineer/Trainer.

<sup>1</sup>Based on LG's conventional LED Signage

<sup>2</sup>HDR10 Pro is LG's HDR solution for processing HDR signal by using enhanced dynamic tone mapping.

© Copyright 2022 ©LG Electronics USA, Inc. All rights reserved. LG and the LG logo are registered trademarks of LG Corp. All other trademarks are the property of their respective owners. Prices, promotions, and availability may vary by dealer. The information contained herein is subject to change without notice. All screen images are simulated. All screen sizes are measured diagonally.  
CAT\_DVLED\_UltimateBusinessDisplay\_072233\_LR

