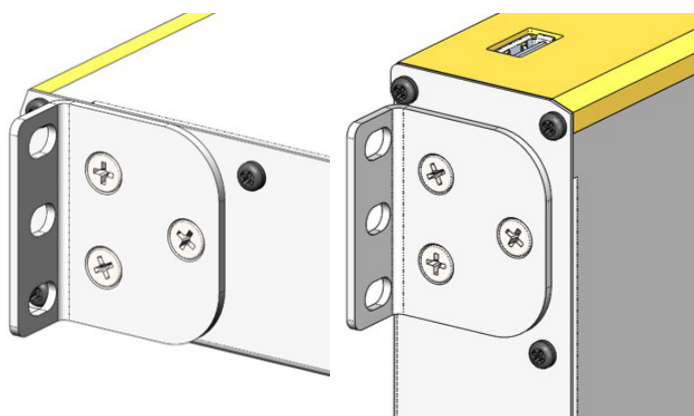


NYQUIST Input/Output Controller NQ-E7010 Installation and Use

The NQ-E7010 Input/Output (I/O) Controller allows Nyquist to recognize third-party switch contact closures and to provide external circuits. Designed to run on a 10/100 Ethernet network, the NQ-E7010 is IEEE 802.3af compliant and can be powered using Power-Over-Ethernet (PoE), or if that is not available, it can be powered via an optional 48VDC 15W power adapter. The NQ-E7010 also has a USB 2.0 host port, which is reserved for future use.

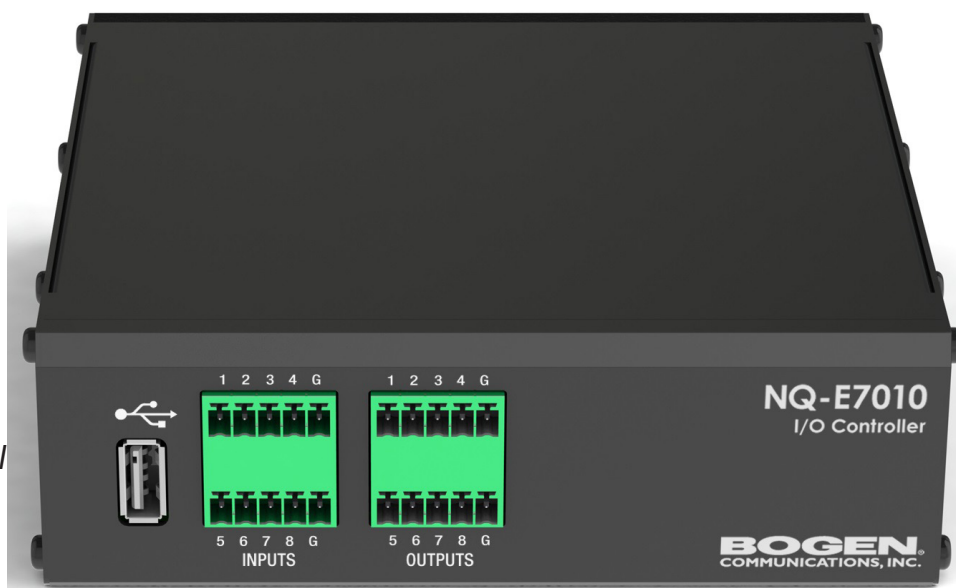


Installation

The NQ-E7010 can either be shelf or wall mounted.

1. Either place the I/O Controller appliance on a shelf, or use the supplied brackets to mount it on a wall.
2. Wire the input terminal(s) to the dry contact connection(s) of the system/device(s) that you want to monitor with Nyquist.
3. Wire the open-collector output terminal(s) to the relay driver(s) of the system/device(s) that you want to control via Nyquist.
4. Connect the device to the 10/100 network using a CAT5 type cable.

You can now configure this device using the Nyquist web user interface (UI) or the Nyquist I/O Controller web UI. Refer to the *Nyquist System Administrator Manual* or to the *NQ-E7010 Input/Output Configuration Manual* for more information.




Viewing and Understanding LEDs

Two light emitting diodes (LEDs) appear on the front of the I/O Controller. One is labeled POWER and appears as solid red during initial power up, flashes green during a boot sequence, and appears solid green when fully booted.

The STATUS LED uses the following indicators to provide information about the I/O Controller:

- Flashing red – No network connection found.
- Solid blue – The I/O Controller is in an uninitialized state and is not associated to a server. (The server may be in a discovery mode.)
- Solid green – The I/O Controller is registered to a Nyquist server and is in normal operation.
- Flashing green – The I/O Controller has an IP address but is not registered with the Nyquist server.
- Solid red – The I/O Controller needs to be rebooted or reset so that the Nyquist application can resume.
- Flashing Blue – The I/O Controller is updating.



Using the Reset Button

The Reset button allows you to restart the I/O Controller or to reset the appliance's configuration settings to the factory default settings. For more information about resetting configuration settings, refer to the *NQ-E7010 Input/Output Controller Configuration Manual*.



Compliance

NOTE: This equipment has been tested and found to comply with the limits for a Class A digital device, pursuant to Part 15 of the FCC rules. These limits are designed to provide reasonable protection against harmful interference when the equipment is operated in a commercial environment. This equipment generates, uses and can radiate radio frequency energy and, if not installed and used in accordance with the instruction manual, may cause harmful interference to radio communications. Operation of this equipment in a residential area is likely to cause harmful interference in which case the user will be required to correct the interference at his own expense.

Limited Warranty, Exclusion of Certain Damages

The NQ-E7010 is warranted to be free from defects in materials and workmanship for five (5) years from the date of sale to the original purchaser. Any part of the product covered by this warranty that, with normal installation and use, becomes defective (as confirmed by Bogen upon inspection) during the warranty period will be repaired or replaced by Bogen, at Bogen's option, with new or refurbished product, provided the product is shipped insured and prepaid to: Bogen Factory Service Department: 4570 Shelby Air Drive, Suite 11, Memphis, TN 38118, USA. Repaired or replacement product(s) will be returned to you freight prepaid. This warranty does not extend to any of our products that have been subjected to abuse, misuse, improper storage, neglect, accident, improper installation or have been modified or repaired or altered in any manner whatsoever, or where the serial number or date code has been removed or defaced.

THE FOREGOING LIMITED WARRANTY IS BOGEN'S SOLE AND EXCLUSIVE WARRANTY AND THE PURCHASER'S SOLE AND EXCLUSIVE REMEDY. BOGEN MAKES NO OTHER WARRANTIES OF ANY KIND, EITHER EXPRESS OR IMPLIED, AND ALL IMPLIED WARRANTIES OF MERCHANTABILITY OR FITNESS FOR A PARTICULAR PURPOSE ARE HEREBY DISCLAIMED AND EXCLUDED TO THE MAXIMUM EXTENT ALLOWABLE BY LAW. Bogen's liability arising out of the manufacture, sale or supplying of products or their use or disposition, whether based upon warranty, contract, tort or otherwise, shall be limited to the price of the product. IN NO EVENT SHALL BOGEN BE LIABLE FOR SPECIAL, INCIDENTAL OR CONSEQUENTIAL DAMAGES (INCLUDING, BUT NOT LIMITED TO, LOSS OF PROFITS, LOSS OF DATA OR LOSS OF USE DAMAGES) ARISING OUT OF THE MANUFACTURE, SALE OR SUPPLYING OF PRODUCTS, EVEN IF BOGEN HAS BEEN ADVISED OF THE POSSIBILITY OF SUCH DAMAGES OR LOSSES. Some States do not allow the exclusion or limitation of incidental or consequential damages, so the above limitation or exclusion may not apply to you. This warranty gives you specific legal rights, and you may also have other rights which vary from State to State.

Products that are out of warranty will also be repaired by Bogen Factory Service Department -- same address as above or call 201-934-8500, at owner's expense. Returned products which do not qualify for warranty service, may be repaired or replaced at Bogen's option with a previously repaired or refurbished items. The parts and labor involved in these repairs are warranted for 90 days when repaired by the Bogen Factory Service Department. All parts and labor charges as well as shipping charges will be at the owner's expense.

All returns require a Return Authorization number. For most efficient warranty or repair service, please include a description of the failure.

11/2018