



Hardware Installation

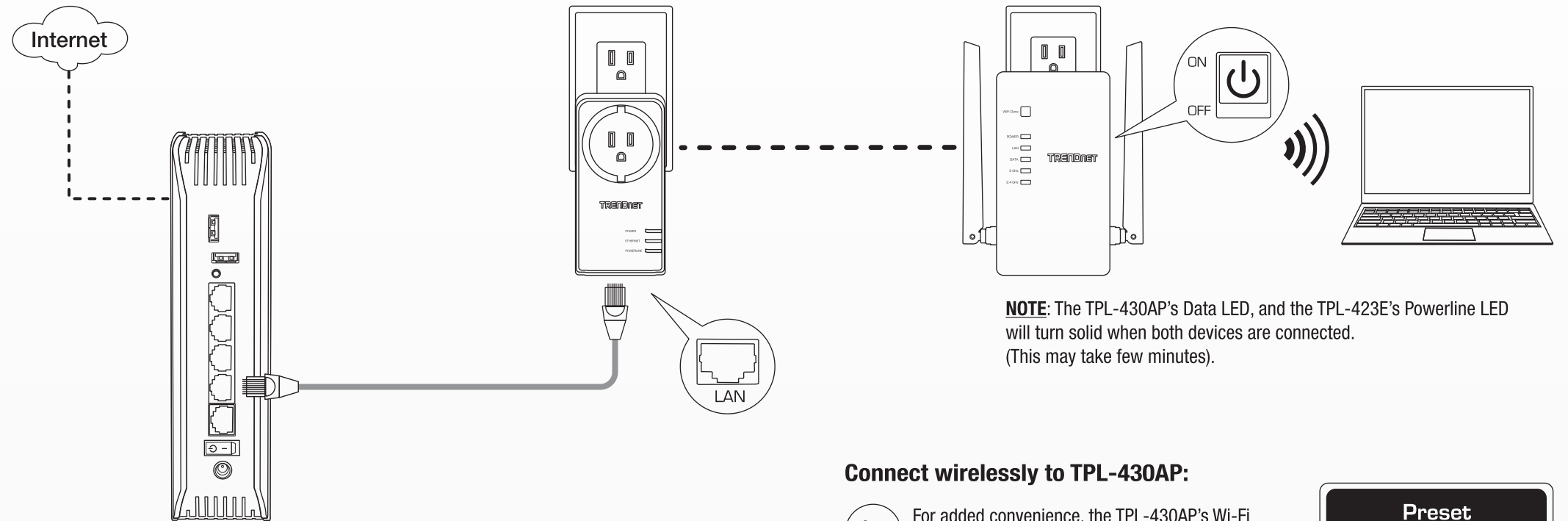
Quick Installation Guide

WiFi Everywhere™ Powerline 1200 AV2 Wireless Kit
TPL-430APK

1 Connect a network cable from your router to the TPL-423E's network port.

2 Plug the TPL-423E (Included in TPL-430APK) or other Homeplug AV powerline adapter.

3 Plug the TPL-430AP into the power outlet, and switch the power on.



NOTE: The TPL-430AP's Data LED, and the TPL-423E's Powerline LED will turn solid when both devices are connected. (This may take few minutes).

Connect wirelessly to TPL-430AP:

4A For added convenience, the TPL-430AP's Wi-Fi network is pre-encrypted with its own unique Wi-Fi key. You can find the unique Wi-Fi key and pre-assigned network name (SSID) on the device label located on the back of the unit and sticker inside the packaging.

4B To copy your network configuration settings to your TPL-430AP, press the WPS button on your router, and then press and hold the WiFi clone button on your TPL-430AP for 10 seconds.

Preset Wireless Settings

Wi-Fi Name/SSID

(AC/N)
TRENDnet430_5GHz_NNNN

(N/B/G)
TRENDnet430_2.4GHz_NNNN

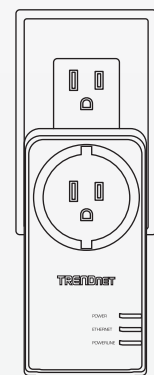
Wi-Fi Password
430XXXXXXXX

Management Login
http://tpl-430ap
username: admin
Password: xxxxxxxx

Encrypted Connection (Recommended)

After you have completed the steps above. Run the following steps to secure your powerline network.

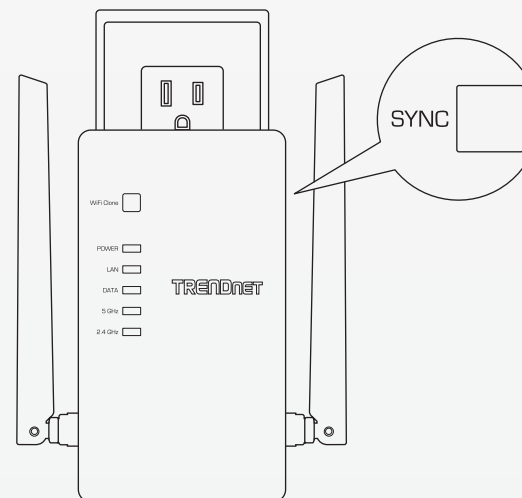
TPL-423E



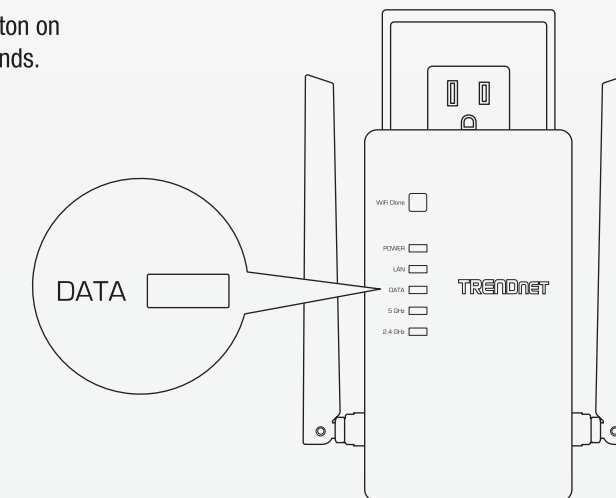
1 Press and hold the Sync button on the bottom of the TPL-423E for 2 seconds, and then let go.

SYNC

TPL-430AP



2 Within 2 minutes, press the Sync button on the side of the TPL-430AP for 2 seconds.



3 After pushing both buttons, the Data LEDs will blink and then turn solid indicating a secured connection has been established.

Hereby, TRENDnet, declares that this Powerline device is in compliance with the essential requirements and other relevant provisions of Directive 2014/53/EU.

The full test of the EU declaration of conformity is available at the following internet address: www.trendnet.com

If below information not affix in label(because of label size), manual need add:

Name of manufacturer: TRENDnet Inc.

Address: 20675 Manhattan Place, Torrance CA 90501

Contact person: Patrick Huang

Tel: (310) 961-5500

Restriction Use: this product could be used indoor only.

All operational modes:

2.4GHz: 802.11b,802.11g, 802.11n(HT20),802.11n(HT40)

5GHz: 802.11a,802.11n(HT20),802.11n(HT40),802.11ac(VHT20), 802.11ac(VHT40), 802.11ac(VHT80)

The frequency, mode and the maximum transmitted power in EU are listed below:

2412-2472MHz: Max 21.45dBm

5150-5250MHz: Max 18.79dBm

This equipment has been tested and found to comply with the limits for a Class B digital device, pursuant to part 15 of the FCC Rules. These limits are designed to provide reasonable protection against harmful interference in a residential installation. This equipment generates, uses and can radiate radio frequency energy and, if not installed and used in accordance with the instructions, may cause harmful interference to radio communications. However, there is no guarantee that interference will not occur in a particular installation. If this equipment does cause harmful interference to radio or television reception, which can be determined by turning the equipment off and on, the user is encouraged to try to correct the interference by one or more of the following measures:

- Reorient or relocate the receiving antenna.
- Increase the separation between the equipment and receiver.
- Connect the equipment into an outlet on a circuit different from that to which the receiver is connected.
- Consult the dealer or an experienced radio/TV technician for help.

This device complies with Part 15 of the FCC Rules. Operation is subject to the following two conditions:

(1) this device may not cause harmful interference, and (2) this device must accept any interference received, including interference that may cause undesired operation.

FCC RF Radiation Exposure Statement Caution: To maintain compliance with the FCC's RF exposure guidelines, place the product at least 20cm from nearby persons.

Warning: Changes or modifications to this unit not expressly approved by the party responsible for compliance could void the user's authority to operate the equipment.

Certifications

This device complies with Part 15 of the FCC Rules. Operation is subject to the following two conditions:

- (1) This device may not cause harmful interference.
- (2) This device must accept any interference received. Including interference that may cause undesired operation.



Waste electrical and electronic products must not be disposed of with household waste. Please recycle where facilities exist. Check with your Local Authority or Retailer for recycling advice.

Applies to PoE Products Only: This product is to be connected only to PoE networks without routing to the outside plant.

Note

The Manufacturer is not responsible for any radio or TV interference caused by unauthorized modifications to this equipment. Such modifications could void the user's authority to operate the equipment.

Advertencia

En todos nuestros equipos se mencionan claramente las características del adaptador de alimentación necesario para su funcionamiento. El uso de un adaptador distinto al mencionado puede producir daños físicos y/o daños al equipo conectado. El adaptador de alimentación debe operar con voltaje y frecuencia de la energía eléctrica domiciliar existente en el país o zona de instalación.

Limited Warranty

TRENDnet warrants its products against defects in material and workmanship, under normal use and service. Specific warranty periods are listed on each of the respective product pages on the TRENDnet website.

Garantie Limitée

TRENDnet garantit ses produits contre les problèmes de matériel ou de fabrication, dans des conditions normales d'utilisation et de service. Les périodes de garanties précises sont mentionnées sur chacun des pages produits du site web de TRENDnet.

Garantía limitada

TRENDnet garantiza que sus productos carecen de defectos en el material y la fabricación, en condiciones de uso y funcionamiento normales. Los periodos específicos de garantía figuran en cada una de las páginas de producto del sitio web de TRENDnet.

Technical Support

If you have any questions regarding the product installation, please contact our Technical Support.

Toll free US/Canada: 1-866-845-3673

Regional phone numbers available at www.trendnet.com/support

Product Warranty Registration

Please take a moment to register your product online.

Go to TRENDnet's website at: www.trendnet.com/register

TRENDnet

20675 Manhattan Place
Torrance, CA 90501
USA