



333 Bayview Avenue  
Amityville, New York 11701  
For Sales and Repairs, (800) 645-9445  
For Technical Service, (800) 645-9440  
Publicly traded on NASDAQ Symbol: NSSC

© NAPCO 2006

# GEM-RTRANS Recessed Window/Door Transmitter INSTALLATION INSTRUCTIONS

WI1141A 5/06

## GENERAL DESCRIPTION

The GEM-RTRANS is a recessed window/door transmitter designed for use in Napco GEM-series wireless systems. When used with the supplied magnet, the transmitter functions as a window/door sensor.

The GEM-RTRANS is powered by a 3-volt lithium battery, which will power the transmitter for up to 5 years. When battery voltage drops below normal, a low-battery report will be sent to the receiver (replace battery with a Duracell DL123A or Varta/Power-One CR123A only).

Each transmitter has a unique factory-programmed code (printed on the board and also on the transmitter tube) that distinguishes itself to the receiver. (Note: See control-panel instructions for entering this six-digit hexadecimal code and its checksum digit into the panel; be sure to enter all numbers and/or letters, including leading zeros, if any).

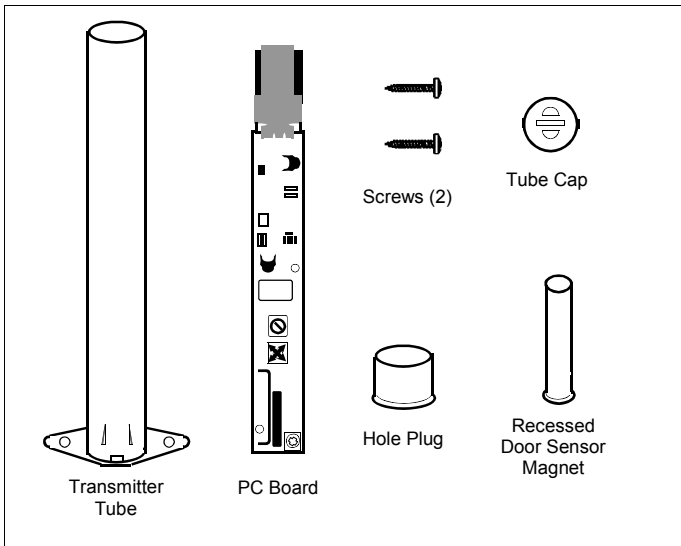


Fig. 1. GEM-RTRANS Component Parts

## INSTALLATION

**Note:** The transmitter and magnet may be mounted in any position with no degradation in performance.

1. Remove the Tube Cap. Insert either a flat-blade screwdriver or needle-nose pliers into appropriate slots in Tube Cap (see Fig. 2). Turn counter-clockwise slightly until locking tabs in Tube Cap release the Cap. Tube Cap will drop free.
2. Insert the battery into PC Board. Observe battery polarity. Insert battery with positive (+) terminal toward the board. See Fig. 3. The battery will not make contact if inserted backwards.
3. Choose a location for the transmitter. Avoid mounting the transmitter near the floor. Low level mounting can reduce transmission range and may subject the transmitter to damage. Typical locations include above the door sill and in the door frame adjacent to the doorknob strike plate.

4. Drill a 7/8" x 6" hole for the Transmitter Tube. **⚠ Caution: When drilling hole there may be high voltage wiring in wall.** If a hole is drilled in error, the Hole Plug can be used to fill hole.
5. Insert Transmitter Tube in wall. Gently tap in with a hammer if necessary.
6. Secure Transmitter Tube in wall. Use calking or screws provided. If you use screws, insert into holes in flange tabs and secure. If no screws are needed, and tube is securely in place, the two flange tabs can be broken off if desired.
7. Insert PC Board into Transmitter Tube, battery end in first. If mounted above door, be sure to hold PC Board in hole otherwise PC Board may slip out.
8. Close Transmitter Tube. Place Tube Cap over end of Transmitter Tube and use either screwdriver or needle-nose pliers to turn clockwise to secure.

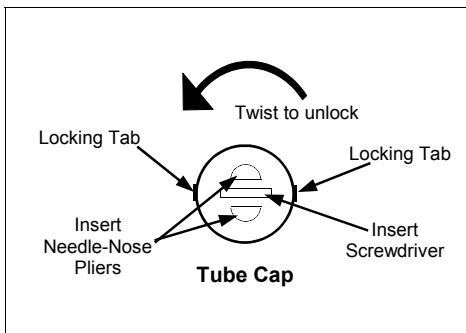


Fig. 2. Opening the Case

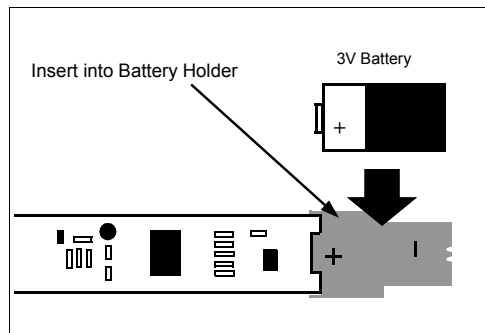


Fig. 3. Installing the battery

9. Drill a 1/2" x 1 3/4" hole into door for Recessed Door Sensor Magnet. Tap magnet into hole with a hammer. Gap must be less than 1/2".

10. Program the panel. Enter (a) the zone number to which the transmitter will be mapped; (b) the 6-digit ID code with checksum digit; and (c) the wireless point number 1. Refer to the programming instructions for the control panel and keypad in use. **Note:** In UL burglary installations, program the burglary alarm output for all protective devices.

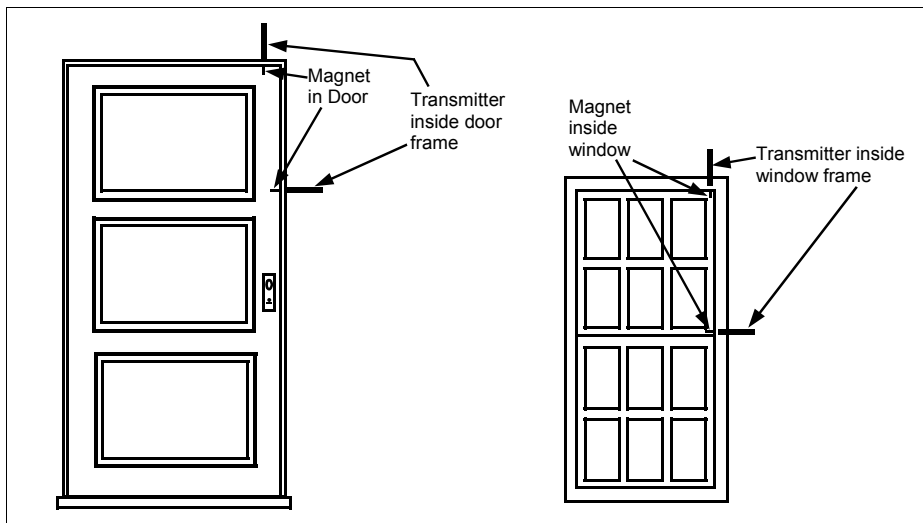


Fig. 4. Typical Transmitter Locations

#### NOTE:

1. **Caution:** Changes or Modifications not approved by Napco may void the user's authority to operate the equipment.
2. This device may not cause interference.
3. This device must accept any interference, including interference that may cause undesired operation of the device.

## NAPCO SECURITY LIMITED WARRANTY



NAPCO SECURITY SYSTEMS, INC. (NAPCO) warrants its products to be free from manufacturing defects in materials and workmanship for *thirty-six months* following the date of manufacture. NAPCO will, within said period, at its option, repair or replace any product failing to operate correctly without charge to the original purchaser or user.

This warranty shall not apply to any equipment, or any part thereof, which has been repaired by others, improperly installed, improperly used, abused, altered, damaged, subjected to acts of God, or on which any serial numbers have been altered, defaced or removed. Seller will not be responsible for any dismantling or reinstallation charges.

THERE ARE NO WARRANTIES, EXPRESS OR IMPLIED, WHICH EXTEND BEYOND THE DESCRIPTION ON THE FACE HEREOF. THERE IS NO EXPRESS OR IMPLIED WARRANTY OF MERCHANT ABILITY OR A WARRANTY OF FITNESS FOR A PARTICULAR PURPOSE. ADDITIONALLY, THIS WARRANTY IS IN LIEU OF ALL OTHER OBLIGATIONS OR LIABILITIES ON THE PART OF NAPCO.

Any action for breach of warranty, including but not limited to any implied warranty of merchant ability, must be brought within the six months following the end of the warranty period.

IN NO CASE SHALL NAPCO BE LIABLE TO ANYONE FOR ANY CONSEQUENTIAL OR INCIDENTAL DAMAGES FOR BREACH OF THIS OR ANY OTHER WARRANTY, EXPRESS OR IMPLIED, EVEN IF THE LOSS OR DAMAGE IS CAUSED BY THE SELLER'S OWN NEGLIGENCE OR FAULT.

In case of defect, contact the security professional who installed and maintains your security system. In order to exercise the warranty, the product must be returned by the security professional, shipping costs prepaid and insured to NAPCO. After repair or replacement, NAPCO assumes the cost of returning products under warranty. NAPCO shall have no obligation under this warranty, or otherwise, if the product has been repaired by others, improperly installed, improperly used, abused, altered, damaged, subjected to accident, nuisance, flood, fire or acts of God, or on which any serial numbers have been altered, defaced or removed. NAPCO will not be responsible for any dismantling, reassembly or reinstallation charges.

This warranty contains the entire warranty. It is the sole warranty and any prior agreements or representations, whether oral or written, are either merged herein or are expressly canceled. NAPCO neither assumes, nor authorizes any other person purporting to act on its behalf to modify, to change, or to assume for it, any other warranty or liability concerning its products. In no event shall NAPCO be liable for an amount in excess of NAPCO's original selling price of the product, for any loss or damage, whether direct, indirect, incidental, consequential, or otherwise arising out of any failure of the product. Seller's warranty, as herein above set forth, shall not be enlarged, diminished or affected by and no obligation or liability shall arise or grow out of Seller's rendering of technical advice or service in connection with Buyer's order of the goods furnished thereunder.

NAPCO RECOMMENDS THAT THE ENTIRE SYSTEM BE COMPLETELY TESTED WEEKLY.

Warning: Despite frequent testing, and due to, but not limited to, any or all of the following; criminal tampering, electrical or communications disruption, it is possible for the system to fail to perform as expected. NAPCO does not represent that the product/system may not be compromised or circumvented; or that the product or system will prevent any personal injury or property loss by burglary, robbery, fire or otherwise; nor that the product or system will in all cases provide adequate warning or protection. A properly installed and maintained alarm may only reduce risk of burglary, robbery, fire or otherwise but it is not insurance or a guarantee that these events will not occur. CONSEQUENTLY, SELLER SHALL HAVE NO LIABILITY FOR ANY PERSONAL INJURY, PROPERTY DAMAGE, OR OTHER LOSS BASED ON A CLAIM THE PRODUCT FAILED TO GIVE WARNING. Therefore, the installer should in turn advise the consumer to take any and all precautions for his or her safety including, but not limited to, fleeing the premises and calling police or fire department, in order to mitigate the possibilities of harm and/or damage.

NAPCO is not an insurer of either the property or safety of the user's family or employees, and limits its liability for any loss or damage including incidental or consequential damages to NAPCO's original selling price of the product regardless of the cause of such loss or damage.

Some states do not allow limitations on how long an implied warranty lasts or do not allow the exclusion or limitation of incidental or consequential damages, or differentiate in their treatment of limitations of liability for ordinary or gross negligence, so the above limitations or exclusions may not apply to you. This Warranty gives you specific legal rights and you may also have other rights which vary from state to state.