

# Z-MAX® 6A Shielded Outlets

The shielded Z-MAX outlet offers best-in-class performance in every critical specification, exceeding all Category 6A performance requirements, including alien crosstalk. Its innovative features not only speed and simplify termination, but remove installation variability for consistently high and repeatable performance – every termination, every time!



Siemon's patented **PowerGUARD** technology prevents plug and jack contact erosion due to arcing at the mated location when the plug is unmated under PoE load conditions.

### High-Visibility Icon System

Printed icons allow designation for voice/data applications and also provide an additional color coding option

### Spring Door Option


Minimizes exposure to dust and other contaminants.

### Compact

Slim and side-stackable for high-density applications. Supports "pass-thru" feature to mount from the front or rear of a faceplate

### Guided Termination Features

Linear lacing channels guide correct conductor placement while 2-sided color-coding provides wiring verification before and after lacing



## STANDARDS COMPLIANCE

- ANSI/TIA-568.2-D
- ISO/IEC 11801-1 Ed 1.0
- ETL Tested
- IEEE 802.3an
- IEEE 802.3af (Type 1)
- IEEE 802.3at (Type 2)
- IEEE 802.3bt (Type 3 and Type 4)
- Power over HDBaseT (PoH)
- ANSI/TIA 1096-A
- IEC 60603-7-51
- IEC 60512-99-001 (3rd party verified)

### Fastest Termination Time

Zero-Cross™ termination module and Z-TOOL™ termination process combine for best-in-class termination time

### Robust Hinged Cable Retention Clip

Clip accommodates multiple cable diameters

### Color Coding Capability


Bezel allows outlets to be color-coded for customer identification to match faceplates and other mounting accessories

### Compliant


Is compliant with UL2043 and is appropriate for use in air handling spaces




**Flexibility and Simplified Ordering**  
A single hybrid outlet supports both angled and flat mounting orientations.



**Enhanced Shielding Effectiveness**  
High level of shielded effectiveness exceeds ISO 360 degree shielding requirements via die cast housing and hinged cable retention/grounding clip.



**100% Jack-to-Jack Plastic Isolation**  
Plastic bezels prevent contact between metal housings when side stacking to ensure ground quality and ANEXT performance.



**Quick-Ground™ Termination**  
Cable shield is automatically terminated to the outlet without additional steps.

# Product Information

## PERFORMANCE SPECIFICATIONS\*

### ELECTRICAL

Contact Resistance	20 mΩ
Input to Output Resistance	200 mΩ
Min. Dielectric Withstand Voltage (contact to contact)	1000 V DC or AC peak
Min. Dielectric Withstand Voltage	1500 V DC or AC peak
Insulation Resistance	500 mΩ
Compatibility	Backwards to cat 5e and cat 6
Current Rating	1.5 A
PoE	Suitable for PoE Type 1,2,3,4 and PoH

### MECHANICAL - GENERAL

Operating Temperature	-10 to 60 °C (14 to 140 °F)
Flammability Rating	UL 94 V-0
Green Features	RoHS, lead-free, halogen-free, PVC free
Housing Material	Zinc die cast
Contact Materials	Copper alloy, plated with 50 micro inches (1.27 micron) minimum thick gold or equivalent at contact interface
Plastic Materials	Flame retardant thermoplastic
Dimensions (LxWxH)	41.2x14.5x21.1mm (1.6x.570x.832 in.)
Shield	360 degree enclosure

### MECHANICAL - JACK

Number of Plug Insertion Cycles	2500
Minimum Plug Retention Force	50N (11.24 lbf)
Plug Compatibility	Compatible with RJ45 (8-position) or RJ11 (6-position) plugs

### MECHANICAL - TERMINATION

Wire Size Range (nominal)	22-26 AWG solid and stranded
Wire Insulation Diameter Range (max)	1.48mm (0.058 in.)
Conductor OD Size (max)	0.60mm (0.023 in.)
Cable OD (max)	9mm (0.354 in.)
Re terminations	5
Wiring	T568A/B

## Ordering Information

Z6A-S(X)(XX)(X) ----- Shielded Z-MAX 6A outlet, T568A/B

#### Mounting Style

(Blank) = Hybrid Flat/Angled  
K = Keystone\*

#### Door Option

(Blank) = No Door  
D = Door (Hybrid only)

#### Bezel Color

01 = Black 06 = Blue  
02 = White 07 = Green  
03 = Red 09 = Orange  
04 = Gray 20 = Ivory  
05 = Yellow 80 = Light Ivory

Each Z-MAX 6A hybrid outlet includes 1 printed icon set with the following color/print options.



Front

Rear

1 - Red Data  
1 - Blue Data  
1 - Bezel Color-Matching Data  
1 - White Blank

1 - Red Voice  
1 - Blue Voice  
1 - Bezel Color-Matching Voice  
1 - Bezel Color-Matching Blank

\*Note: Keystone version is designed for integration with various third party mounting products and is not compatible with standard Siemon MAX mounting products.

Keystone versions are also not compatible with icons and do not have door options.

Outlet terminates S/FTP, F/FTP, U/FTP and F/UTP cable constructions with 22 – 26 AWG (0.64 – 0.51mm) solid and 26 AWG (0.48mm) stranded conductors, with up to 0.60mm diameter conductors and up to 1.48mm diameter over insulation.

Add "D" to end of part number for spring door option.

Add "B" to end of part number for bulk project pack of 100 modules (hybrid modules include icons).

Because we continuously improve our products, Siemon reserves the right to change specifications and availability without prior notice.

North America  
P: (1) 860 945 4200

Asia Pacific  
P: (61) 2 8977 7500

Latin America  
P: (571) 657 1950/51/52

Europe  
P: (44) 0 1932 571771

China  
P: (86) 215385 0303

India, Middle East & Africa  
P: (971) 4 3689743

Siemon Interconnect Solutions  
P: (1) 860 945 4213  
www.siemon.com/SIS

Mexico  
P: (521) 556 387 7708/09/10