

DESCRIPTION

Designed for outdoor-use applications, the H-2WP is a dome-shaped, small surface-mount 2-way speaker that ensures quality sound reproduction. The angle of speaker can be adjusted for 360 degrees parallel to the mounting surface. (For the installation on walls, however, keep the speaker facing down within 45 degrees left and right each.)

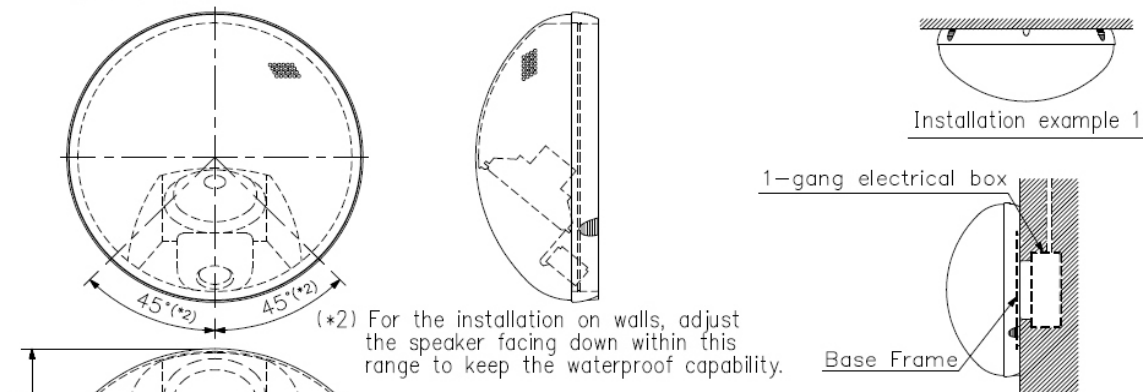
SPECIFICATIONS

Enclosure Type	Sealed type
Power Handling	120 W (continuous program/4 Ω), 40 W (continuous pink noise/4 Ω)
Rated Input	12 W (16 Ω, high impedance)
Rated Impedance	4 Ω, 16 Ω
	100 V line: 830 Ω (12 W), 1.7 kΩ (6 W), 3.3 kΩ (3 W) 70 V line: 420 Ω (12 W), 830 Ω (6 W), 1.7 kΩ (3 W), 3.3 kΩ (1.5 W)
Dispersion (1 to 4k Hz avg.)	125° x 180°
Sensitivity	88dB(1W,1mlatinstallationin1/2freesoundfield (Measured by installing the unit in the center of a wall.)
Frequency Response	100 Hz - 20 kHz
Dust/Water Protection	IP64
Speaker Component	Low frequency: 10 cm cone-type, High frequency: Balanced dome-type
Input Terminal	Detachable screw terminal, (+)/(-) 2 each (for bridging connection)
Usable Cable	Solid cable, stranded cable: 0.2 - 2.5 mm ² (AWG No. 24 - 14 equivalent)
Finish	Punched net: Steel plate (zinc plating), white, powder coating Frame: Fire-resistant ABS, white, paint, Base frame: Stainless plate
Dimensions	∅268 x 111 mm
Weight	2.1 kg (including base frame)
Accessory	Base frame1, Electrical box mounting screw1 set
Usable Electrical Box	1-gang type (with cover)(*1)
Other Feature	Angle of speaker: 360 degrees adjustable in parallel to the mounting surface (The angle should be kept within 45 degrees left and right each in a downward direction for the wall installation.)

(*1) Without using an electrical box, mounting the supplied base frame directly to a wall or ceiling allows the speaker installation.

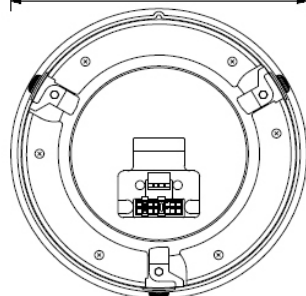
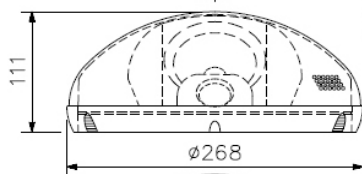
Note: Do not install the unit where it is likely to be corroded in such places as indoor pools, bathrooms, or seaside.

APPEARANCE



(*2) For the installation on walls, adjust the speaker facing down within this range to keep the waterproof capability.

Installation example 2
* Can also be mounted using an electrical box.



UNIT:mm SCALE:1/6

