

zelaschi.bg

Powercom



Comelit Group S.p.A. - via Don Arrigoni 5 - 24020 Rovetta S. Lorenzo BG Italy - tel. (+39) 0346 750 011 - fax (+39) 0346 71436
 www.comelit.it info@comelit.it commerciale.italia@comelit.it export.department@comelit.it



cod. 22592860GB



CAT. 60



Powercom. Simply design, colour and technology.



Powercom. Simply good-looking and robust.

Powercom: this is Comelit's new entrance panel which changes the face of design and the way of working.

Exclusive illumination with blue LED's makes it magical and unmistakable.

Its simple, strong and clean-cut lines, new colours and top quality materials, such as the aluminium module-holder frames and cornices and the stainless steel face plates make Powercom an attractive and robust entrance panel.



Audio/Video version



Audio only version



Digital version

Powercom. Simply modular.

Powercom is the result of an extremely advanced technological concept where total modularity is one of the major aspects.

Solutions with 1,2,3,4,6 and 9 modules are available.

Panels with 1 to 50 pushbuttons can be made very simply.



Audio/Video version 9 modules

Powercom. Simply easy.

Everything in designing Powercom was aimed at making installation work as simple as possible. To drastically reduce times, to eliminate any possibility of error and to ensure maximum end quality.




The frame makes assembly easier and compensates any imperfections in the wall



Termination is made easier thanks to removable terminal boards and special plug and socket type connectors of the terminal boards



The modules automatically couple together with the terminal boards



Simple and immediate assembly of the panel frame

Powercom. Simply just simple.

Powercom simplifies everything that was previously complicated. Here are just a few of the many innovations Powercom offers. There are certainly a lot more, but we leave those for you to discover for yourself.



Microphone and loudspeaker adjustable from the front



Camera angle adjustable from the front




Detachable microphone for better acoustics



Concealed fixing screws already in position



Audio and audio/video modules with plug and socket connectors



Simplebus cabling: just 6 wires to be connected for 50 users



Large labels made of polycarbonate UV-ray resistant and removable from the front



Chrome plated pushbuttons with microswitch



Exclusive illumination of the panel with blue life-long LED's



Surface-mounted version with a total depth of just 45 mm



Resistant to rain without addition of a rain shield



Infrared camera



3110

All systems

Flush-mounted boxes

N° modules	Article	Dimensions
1	3110/1	127x127x45 mm
2	3110/2	127x217x45 mm
3	3110/3	127x305x45 mm



3323

Simplebus

Call push-button modules

Call push-button module fitted with microswitch and made of die-cast and chromed aluminium alloy. Blue LED for nameplate label illumination, removable from the front. Complete with terminal board and 4-pole connection wire.

N° Push-buttons	Article	Dimensions
4	3323/4	112x89.5x40 mm
6	3323/6	112x89.5x40 mm



3311

All systems

Module-holder frames complete with cornices

Made of die-cast aluminium and covered with special paints resistant to outdoor environments.

N° modules	Grey	White	Blu	Orange	Dimensions
1	3311/1G	3311/1W	3311/1B	3311/1	125x125x15.5 mm
2	3311/2G	3311/2W	3311/2B	3311/2	125x215x15.5 mm
3	3311/3G	3311/3W	3311/3B	3311/3	125x305x15.5 mm



3324

All systems

Plain module

Dimensions: 112x89.5x22 mm.




3316

All systems

Surface-mounted boxes

Stainless steel housing.

N° modules	Article	Dimensions
1	3316/1	123x123x32.5 mm
2	3316/2	123x213x32.5 mm
3	3316/3	123x303x32.5 mm
4	3316/4	249x213x32.5 mm
6	3316/6	249x303x32.5 mm
9	3316/9	375x303x32.5 mm



3325

All systems

PTT module

Dimensions: 112x89.5x22 mm.



3320

All systems

Modules preset for speaker units

With stainless steel front and blue LED for nameplate label illumination.

N° Push-buttons	Article	Dimensioni
0	3320/0	112x89.5x32 mm
1	3320/1	112x89.5x32 mm
2	3320/2	112x89.5x32 mm

To be completed with relative speaker unit which depends on the cabling system used (see page).



3326

All systems

Module illuminated from the rear

Module illuminated from the rear with blue LED for various signals. Dimensions: 112x89.5x38 mm.



3321

All systems

Modules preset for audio/video speaker units

With stainless steel front and blue LED for nameplate label illumination.

N° Push-buttons	Article	Dimensions
0	3321/0	112x89.5x32 mm
1	3321/1	112x89.5x32 mm
2	3321/2	112x89.5x32 mm

To be completed with relative A/V unit which depends on the cabling system used (see page).



3328

All systems

Powercode electronic digital KEY module

Powercode electronic digital key module with keypad illuminated with blue LED. By entering a number with 1 to 8 figures on the keypad, two relays (10 A) are activated, which allow electric locks or other devices to be operated. Power supply: 12V AC/DC. Dimensions: 112x89.5x40 mm



3322

Traditional and simplified

Call push-button modules

Call push-button module fitted with microswitch and made of die-cast and chromed aluminium alloy. Blue LED for nameplate label illumination, removable from the front. Complete with terminal board and 4-pole connection wire.

N° Push-buttons	Article	Dimensions
4	3322/4	112x89.5x40 mm
6	3322/6	112x89.5x40 mm



3340

Simplebus

Digital call module complete with electronic directory

Complete with graphic LCD 128x64 dots, keypad with 16 push-buttons illuminated from the rear with blue LED, push-button press confirmation buzzer. Also operates with electronic code key. It is complete with electronic directory, which memorises 400 user names. Name scrolling is carried by using two search push-buttons or by entering the initials of the name or user code directly. Once the desired user name is displayed, simply press the call push-button. User programming is carried out in a simple way using programmer art. 1230 or with the software for PC art. 1231/6D. Dimensions: 112x180x40 mm.



3342
Simplebus

Electronic directory module

Electronic directory, with graphic display 128x64 dots. Memorises 400 user names. Name scrolling is carried by using two search push-buttons. Once the desired user name is displayed, simply press the call push-button. User programming is carried out in a simple way using programmer art. 1230 or with the software for PC art. 1231/6D.
Dimensions: 112x89.5x40 mm.



3344
Simplebus

Name directory/information module

Module illuminated from the rear with blue LED, complete with label for writing the names and codes of the users (12 max).
Dimensions: 112x89.5x38 mm.



3346
Simplebus

System engaged signalling module

System engaged signalling module. Complete with flashing blue LED for visual indication of the engaged state. The transparent label is supplied neutral to insert the wordings in all languages.
Dimensions: 112x89.5x38 mm.



1600
Traditional

Speaker unit for traditional cabling

Speaker unit with terminal board and double amplifier, tight loudspeaker and electret microphone. The two microphone and loudspeaker volumes can be adjusted from the front. To be inserted in modules art. 3320/0, 3320/1 and 3320/2.
Dimensions: 102x55x35 mm.



1601
Simplified

Speaker unit for simplified cabling

Speaker unit with terminal board and double amplifier, tight loudspeaker and electret microphone. The two microphone and loudspeaker volumes can be adjusted from the front. To be inserted in modules art. 3320/0, 3320/1 and 3320/2.
Dimensions: 102x55x35 mm.



1602
Simplebus

Speaker unit for Simplebus cabling

Speaker unit with terminal board and double amplifier, tight loudspeaker and electret microphone. The two microphone and loudspeaker volumes can be adjusted from the front. Complete with microprocessor and DIP SWITCH with 8 positions for programming the calls to the users. Power supply: 12V AC (use Art. 1195). Electronic door-opening function on board (3 A). To be inserted in modules art. 3320/0, 3320/1 and 3320/2.
Dimensions: 102x55x35 mm.



4653
Traditional

A/V unit with colour camera

Audio-video unit with terminal board complete with pin-hole 1/4" CCD colour camera adjustable from the front, with infrared camera illumination. Complete with speaker unit with double amplifier, tight loudspeaker and electret microphone; the two microphone and loudspeaker volumes can be adjusted from the front. To be inserted in modules art. 3321/0, 3321/1 and 3321/2.
Dimensions: 102x55x35 mm.



4655
Traditional

A/V unit with B/W camera

Audio-video unit with terminal board complete with pin-hole 1/4" CCD B/W camera adjustable from the front, with infrared camera illumination. Complete with speaker unit with double amplifier, tight loudspeaker and electret microphone; the two microphone and loudspeaker volumes can be adjusted from the front. To be inserted in modules art. 3321/0, 3321/1 and 3321/2.
Dimensions: 102x55x35 mm.



4659
Simplified

A/V unit with B/W camera

Audio-video unit with terminal board complete with pin-hole 1/4" CCD B/W camera adjustable from the front, with infrared camera illumination. Complete with speaker unit with double amplifier, tight loudspeaker and electret microphone; the two microphone and loudspeaker volumes can be adjusted from the front. To be inserted in modules art. 3321/0, 3321/1 and 3321/2.
Dimensions: 102x55x35 mm.



4660
Simplebus

A/V unit with B/W camera

SIMPLEBUS A/V unit with terminal board complete with pin-hole 1/4" CCD B/W camera adjustable from the front, with infrared camera illumination. Complete with speaker unit with double amplifier, tight loudspeaker and electret microphone. The two microphone and loudspeaker volumes can be adjusted from the front. To be inserted in modules art. 3321/0, 3321/1 and 3321/2.
Dimensions: 102x55x35 mm.



4661
Simplified

Gruppo A/V con telecamera a colori

Audio-video unit with terminal board complete with pin-hole 1/4" CCD colour camera adjustable from the front, with infrared camera illumination. Complete with speaker unit with double amplifier, tight loudspeaker and electret microphone; the two microphone and loudspeaker volumes can be adjusted from the front. To be inserted in modules art. 3321/0, 3321/1 and 3321/2.
Dimensions: 102x55x35 mm.

AUDIO system with TRADITIONAL and SIMPLIFIED cabling

POWERCOM	n° push-buttons																		
		3110/1	3110/2	3110/3	3311/1	3311/2	3311/3	3320/0	3320/1	3320/2	3322/4	3322/6	3326	3316/1	3316/2	3316/3	3316/4	3316/6	3316/9
	1	1			1				1				1						
	2	1			1					1			1						
	3		1			1		1			1				1				
	4		1			1		1			1				1				
	5		1			1			1		1				1				
	6		1			1		1				1			1				
	7		1			1			1			1			1				
	8		1			1				1		1			1				
	9			1			1		1		2					1			
	10			1			1	1			1	1				1			
	12			1			1	1				2				1			
	14			1			1			1		2				1			
	16		2			2			1	2	1						1		
	18		2			2		1			3						1		
	20		2			2			1		3						1		
	22			2			2	1			1	3	1					1	
	24			2			2	1				4	1					1	
	26			2			2			1		4	1					1	
	28			2			2	1			1	4						1	
	30			2			2	1				5						1	
	32			2			2			1		5						1	
	34			3			3	1			1	5	2						1
	36			3			3	1				6	2						1
	38			3			3			1	3	4	1						1
	40			3			3	1			1	6	1						1
	42			3			3	1				7	1						1
	44			3			3			1		7	1						1
	46			3			3	1			1	7							1
	48			3			3	1				8							1
50			3			3			1		8							1	

* The audio system with traditional cabling the entrance panel must be completed with speaker unit art. 1600
 * For the audio system with simplified cabling, the entrance panel must be completed with speaker unit art. 1601
 ** For the surface-mounted version, housing art. 3316/1/2/3/4/6/9 must be added according to the number of modules making up the entrance panel, without ordering the flush-mounted box 3110/1/2 or 3.

VIDEO system with TRADITIONAL and SIMPLIFIED cabling

POWERCOM	n° push-buttons																		
		3110/1	3110/2	3110/3	3311/1	3311/2	3311/3	3321/0	3321/1	3321/2	3322/4	3322/6	3326	3316/1	3316/2	3316/3	3316/4	3316/6	3316/9
	1	1			1				1					1					
	2	1			1					1				1					
	3		1			1		1			1					1			
	4		1			1		1			1					1			
	5		1			1			1		1					1			
	6		1			1		1				1				1			
	7		1			1			1			1				1			
	8		1			1				1		1				1			
	9			1			1		1		1	2					1		
	10			1			1	1			1	1				1			
	12			1			1	1				2				1			
	14			1			1			1		2				1			
	16		2			2			1	2	1							1	
	18		2			2		1			3							1	
	20		2			2			1		3							1	
	22			2			2	1			2	1	3	1					1
	24			2			2	1				4	1						1
	26			2			2			1		4	1						1
	28			2			2	1			1	4							1
	30			2			2	1				5							1
	32			2			2			1		5							1
	34			3			3	1			3	1	5	2					1
	36			3			3	1				6	2						1
	38			3			3			1	3	4	1						1
	40			3			3	1			1	6	1						1
	42			3			3	1				7	1						1
	44			3			3			1		7	1						1
	46			3			3	1			1	7							1
	48			3			3	1				8							1
50			3			3			1		8							1	

* For the video system with traditional cabling, use A/V colour unit art. 4653 or A/V B/W unit art. 4655
 * For the video system with simplified cabling, use A/V colour unit art. 4661 or A/V B/W unit art. 4659.
 ** For the surface-mounted version, housing art. 3316/1/2/3/4/6/9 must be added according to the number of modules making up the external unit and it is no longer necessary to order the flush-mounted box/art. 3110/1/2/3.

AUDIO system plant with SIMPLEBUS system

POWERCOM	n° push-buttons																		
		3110/1	3110/2	3110/3	3311/1	3311/2	3311/3	3320/0	3320/1	3320/2	3323/4	3323/6	3326	3316/1	3316/2	3316/3	3316/4	3316/6	3316/9
	1	1			1			1					1						
	2	1			1				1				1						
	3		1			1		1			1								
	4		1			1		1			1								
	5		1			1			1		1								
	6		1			1		1				1							
	7		1			1			1			1							
	8		1			1				1		1							
	9			1			1		1		2							1	
	10			1			1	1			1	1						1	
	12			1			1	1				2						1	
	14			1			1			1		2						1	
	16		2						1	2	1								1
	18		2					1				3							1
	20		2						1		3								1
	22			2				2	1			1	3	1					1
	24			2				2	1				4	1					1
	26			2				2		1			4	1					1
	28			2				2	1			1	4						1
	30			2				2	1				5						1
	32			2				2			1		5						1
		34			3				3	1			1	5	2				
36				3				3	1				6	2					1
38				3				3		1	3	4	1						1
40				3				3	1			1	6	1					1
42				3				3	1				7	1					1
44				3				3			1		7	1					1
46				3				3	1			1	7						1
48				3				3	1				8						1
50				3				3			1		8						1

* For the audio system with digital Simplebus, it is necessary to use speaker unit art. 1602.

** For the surface-mounted version, housing art. 3116/1/2/3/4/6/8 must be added according to the number of modules making up the external unit and it is no longer necessary to order the flush-mounted box/boxes art. 3110/1/2/3.

VIDEO plant with SIMPLEBUS system

POWERCOM	n° push-buttons																		
		3110/1	3110/2	3110/3	3311/1	3311/2	3311/3	3321/0	3321/1	3321/2	3323/4	3323/6	3326	3316/1	3316/2	3316/3	3316/4	3316/6	3316/9
	1	1			1				1										1
	2	1			1					1									1
	3		1			1		1				1							1
	4		1			1		1				1							1
	5		1			1			1			1							1
	6		1			1		1					1						1
	7		1			1			1				1						1
	8		1			1				1			1						1
	9			1			1		1		1	2							1
	10			1			1	1			1	1							1
	12			1			1	1				2							1
	14			1			1			1		2							1
	16		2						2			1	2	1					1
	18		2					1				3							1
	20		2						2			3							1
	22			2				2	1			1	3	1					1
	24			2				2	1				4	1					1
	26			2				2		1			4	1					1
	28			2				2	1			1	4						1
	30			2				2	1				5						1
	32			2				2			1		5						1
		34			3				3	1			1	5	2				
36				3				3	1				6	2					1
38				3				3		1	3	4	1						1
40				3				3	1			1	6	1					1
42				3				3	1				7	1					1
44				3				3			1		7	1					1
46				3				3	1			1	7						1
48				3				3	1				8						1
50				3				3			1		8						1

* For the digital video plant with Simplebus system it is then necessary to add an A/V B/W unit art. 4660.

** For the surface-mounted version, housing art. 3316/1/2/3/4/6/9 must be added according to the number of modules making up the external unit and it is no longer necessary to order the flush-mounted box/boxes art. 3110/1/2/3.