

# MotionCam Outdoor (PhOD) Jeweller

Wireless outdoor PIR motion detector supporting photo verification of alarms, **Photo on Demand** and **Photo by Scenario** features.



An Ajax hub is required for operation. Find the detailed information on the device by the link:


<http://ajax.systems/support/devices/motioncam-outdoor-phod>




2  
GRADE  
EN 50131

PD 6662  
2017

## Key features



Up to 15 m detection distance



Anti-masking system



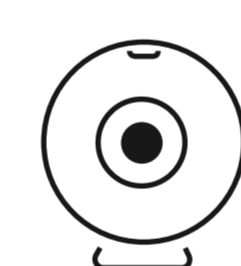
Pet immunity



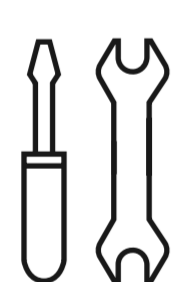
Temperature compensation



False alarms prevention algorithm



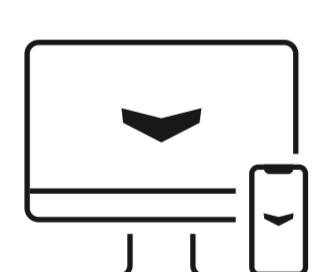
A built-in camera for photo verification



Effortless installation and replacement



Up to 3 years of operation on pre-installed battery



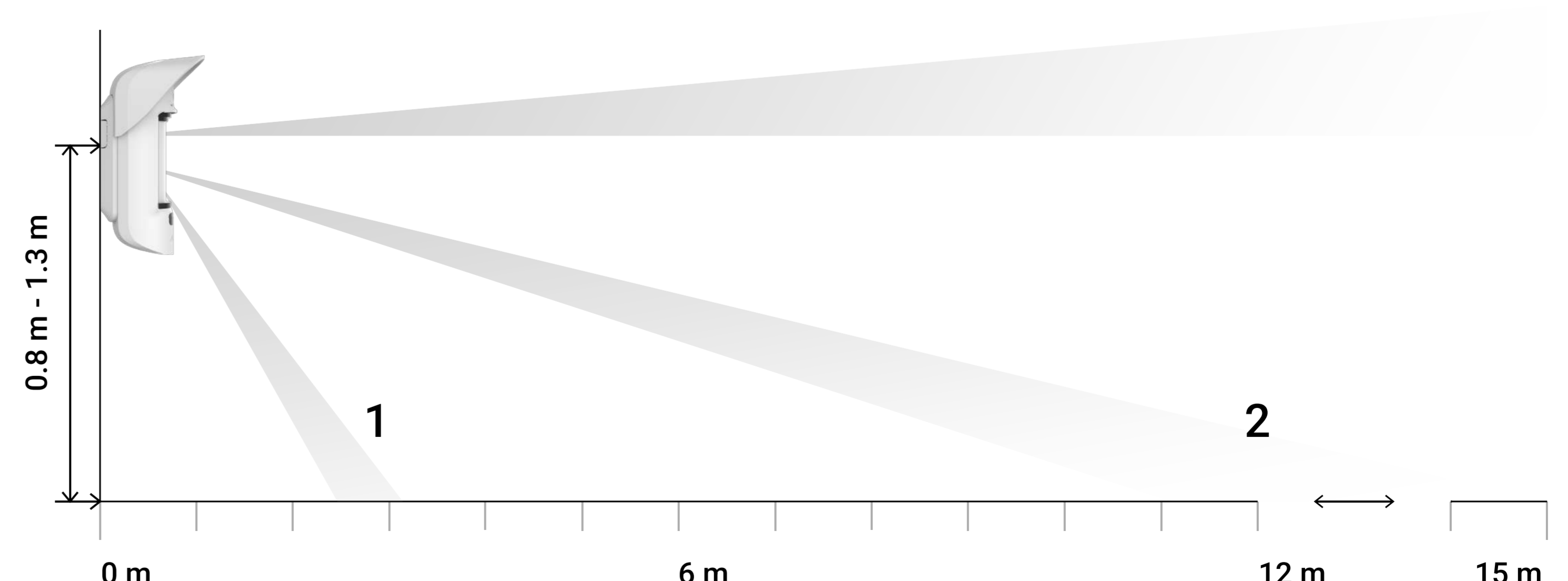
Remote control and setup via the app

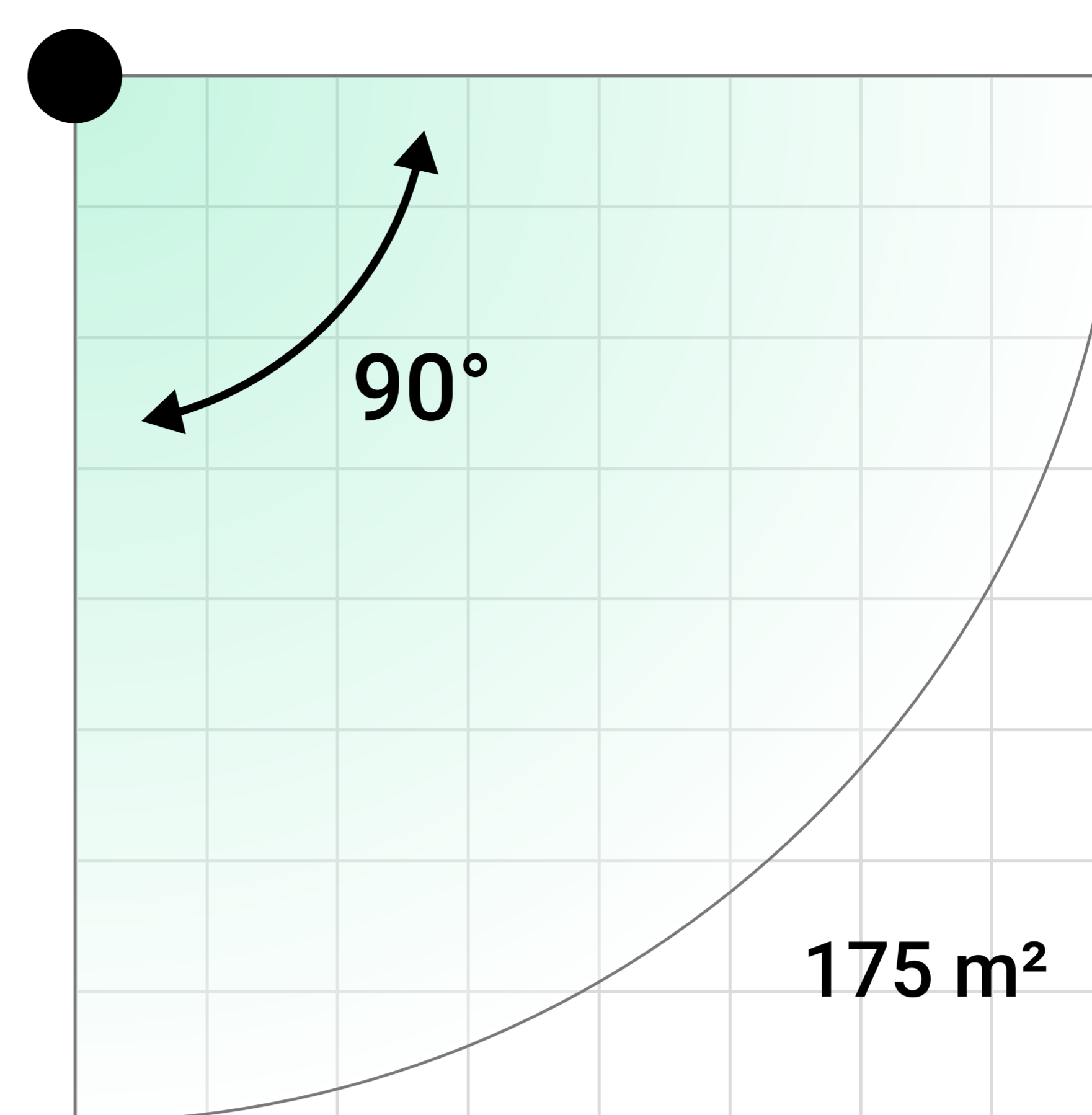
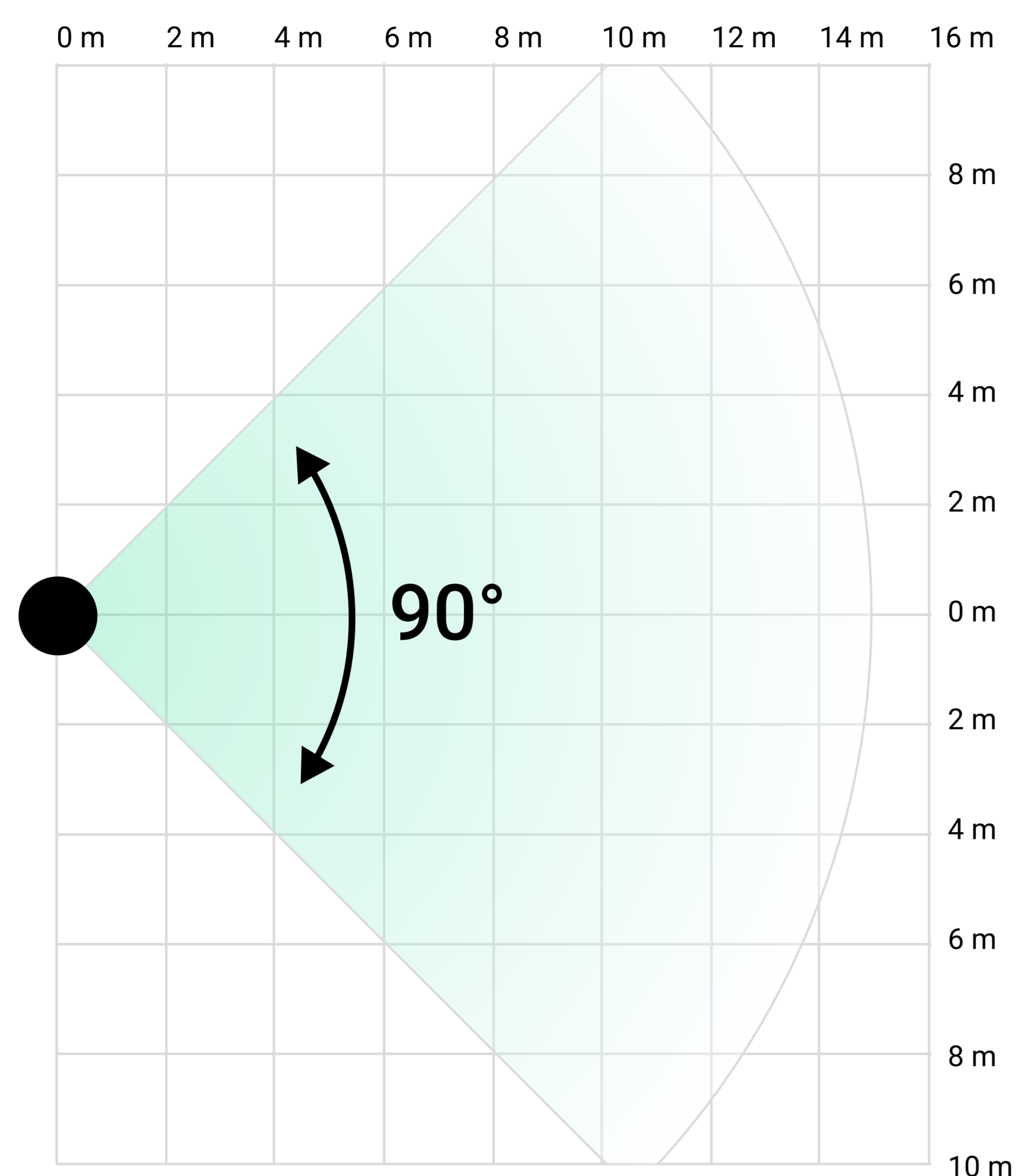


Connecting via QR code

## Angles and detection range

The detection distance can be adjusted from 3 to 15 meters using the scrollbar on the back panel of the detector. Setting the correct detection range will protect against false alarms.





With the 90° horizontal viewing angle, MotionCam Outdoor (PhOD) Jeweller can cover up to 175 m<sup>2</sup> area.

## False alarms prevention

MotionCam Outdoor (PhOD) Jeweller features a system of two independent PIR sensors that collect enough data to analyse the threat's reality with the SmartDetect and LISA software algorithms.

SmartDetect constantly analyses the thermal diagram from the PIR sensors: the intensity of IR radiation, the size of the thermal spots, movement speed, and other parameters. LISA compares the frequency components of sensors signals – it is a technology that guarantees detector accuracy. When the detector is correctly installed and configured, it does not react to common sources of false alarms and pets under 80 cm tall.



Pet immunity



Filtering sun glints and hot air streams

## Photo verification

MotionCam Outdoor (PhOD) Jeweller is equipped with a built-in camera to show the real situation at the facility. There are three types of photo verification: by alarm, by scenario, and on demand. The user can request and see photos with one click in the Ajax app.

### Photo by Alarm


A built-in camera is activated if the detector is armed and motion is detected. Only users with access to the hub event feed and security company employees can view the photos.

### Photo by Scenario

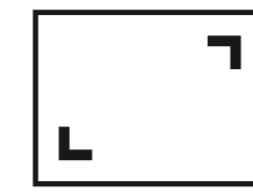
A detector camera takes pictures automatically when other Ajax devices are triggered.

## Photo on Demand

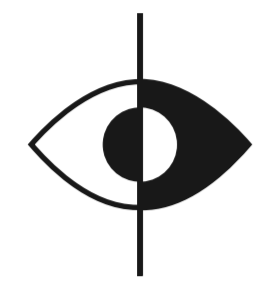
The user takes pictures at any time or when a detector is armed (depending on settings). Photos on demand are not sent to the security company monitoring station.



HDR camera for clear photos



Up to 640 × 352 pixels photo resolution



IR backlight for low light conditions



Up to 5 photos in a series



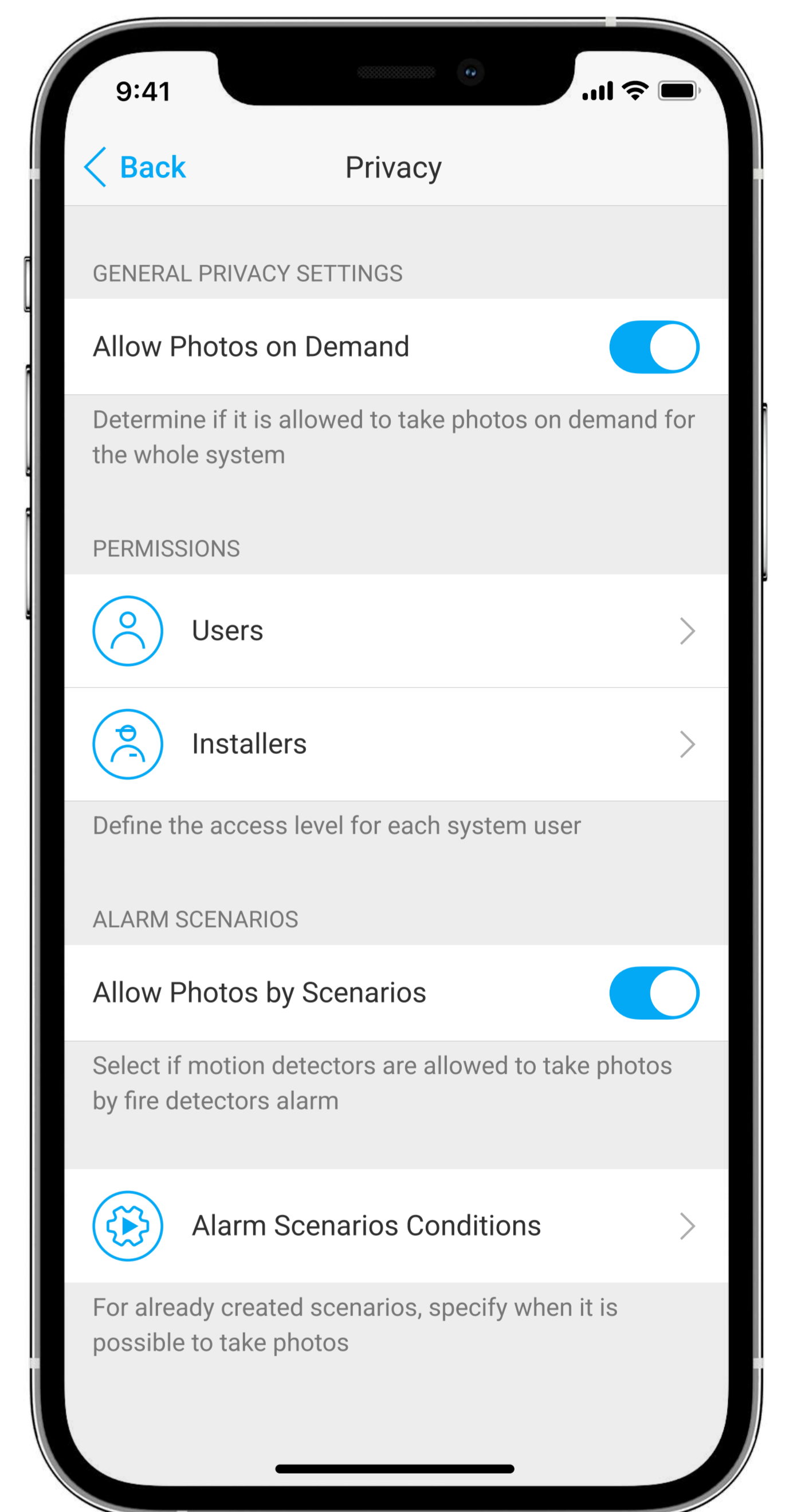
The Ajax security system product line also includes detectors without **Photo on Demand** and **Photo by Scenario** features. These detectors do not have the “PhOD” mark in the product name.

## Privacy on demand

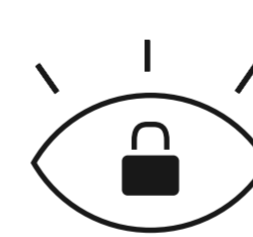
Users can manage access rights to detectors with photo verification. The access level can be defined for each system user. Privacy settings determine:

- Which user can take and view photos on demand.
- Which detectors with photo verification can be used to take photos on demand.
- When the user can take photos on demand: at any moment or only when a detector is armed.

By default, all hub admins have the right to manage privacy settings. PRO users cannot manage privacy settings.



Photos are encrypted throughout the transmission and storage processes



Photos are available only for users with proper access rights

## Monitoring software that supports Ajax photo verification

HORUS

Horus

Manitou®

Manitou



SBN



Sentinel



WBB

See the full list by the link: [ajax.systems/connecting-to-cms/](https://ajax.systems/connecting-to-cms/)

# Weatherproof design


MotionCam Outdoor (PhOD) Jeweller is ready to operate in various climate zones. The detector is protected from dust and splashes and features a temperature compensation technology, making it effective in any weather conditions. The bundled hood protects masking sensors from rain and snow.



IP55 enclosure



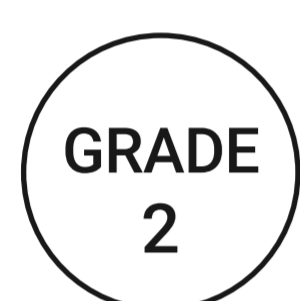
-25° to +60°C temperature range




Hood in the set

# Antisabotage protection

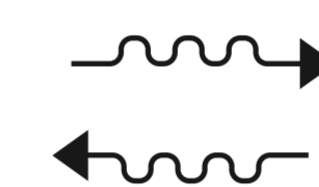
The anti-masking system calibrates automatically when mounting the device onto SmartBracket. Then, if an obstacle appears in the field of view of anti-masking sensors or if they are painted, the detector notifies users and a security company. A tamper is immediately activated when the detector is dismantled from the bracket. The system needs less than a minute to identify communication loss with the detector.



Grade 2 anti-masking

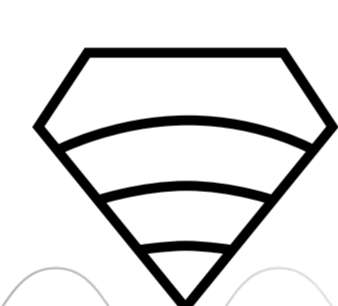


Tampering alarm

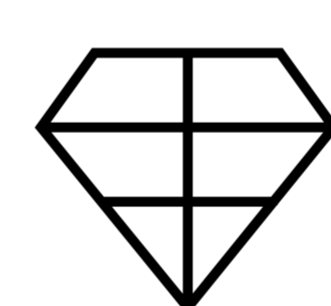


Polling period from 12 s

# Two-way encrypted communication



Jeweller




Wings

communication technology




**Jeweller** and **Wings** are two-way **wireless data transfer protocols** that provide fast and reliable communication between hubs and devices. Radio protocols work independently of each other and focus on their own function. The **Jeweller** protocol delivers instant data-rich alarms: security companies and users know which device was triggered, when and where it happened. The **Wings** protocol delivers photos taken by a detector built-in camera.

Both protocols feature **encryption** and **authentication** to prevent forgery, and **polling** to display devices' status in real time. Supporting **up to 1,700 m** of wireless connectivity, Jeweller and Wings are ready to protect facilities and deliver **the best user experience** for both end users and installers.



Up to 1,700 m of two-way encrypted wireless communication between hub and detector





Alarm delivery in 0.15 s, the first photo – less than in 9 s

## Hassle-free installation

To add a detector to the system, the installer scans the QR code with the Ajax app and assigns a name and a room. Configuring is done in the app in real-time using detection zone and signal strength tests. The detector can be disabled or its system parameters can be reconfigured remotely.



## Technical specifications

<p>Compliance with standards</p> <p>EN 50131 (Grade 2)</p>	<p>Compatibility</p> <p><b>Hubs</b> Hub 2 Hub 2 Plus Hub Hybrid (2G) Hub Hybrid (4G)</p> <p><b>Range extenders</b> ReX 2</p>
<p>Communication channels with Ajax devices</p> <p> <b>Jeweller</b> communication technology</p> <p> <b>Wings</b> communication technology</p> <p><b>Frequency bands</b> 866.0 – 866.5 MHz 868.0 – 868.6 MHz 868.7 – 869.2 MHz 905.0 – 926.5 MHz 915.85 – 926.5 MHz 921.0 – 922.0 MHz Depends on the region of sale</p> <p><b>Maximum effective radiated power (ERP)</b> ≤ 20 mW</p>	<p>Motion detection</p> <p><b>Sensitive element</b> 2 × PIR sensor</p> <p><b>Detection distance</b> up to 15 m When installed at a height of 0.8–1.3 m from the ground level</p> <p><b>Detection angles</b> horizontal – 90° vertical – N/A</p> <p><b>Motion detection speed</b> from 0.3 to 2.0 m/s The direction of the detector lens should be perpendicular to an alleged intrusion path into the facility</p>

<p>Communication channels with Ajax devices</p> <p><b>Communication range</b> up to 1,700 m In an open space</p> <p><b>Polling interval</b> 12–300 s Adjusted by PRO or user with admin rights in the Ajax app</p> <p><b>Protection against forgery</b> Device authentication</p>	<p>Motion detection</p> <p><b>Temperature compensation</b></p> <p><b>Sensitivity</b> 3 levels Adjusted by PRO or user with admin rights in the Ajax app</p> <p><b>Pet immunity</b> height: up to 80 cm weight: N/A</p>
<p>Photo verification</p> <p><b>Photo resolution in pixels</b> 640 × 352 320 × 176 (default) Adjusted by PRO or user with admin rights in the Ajax app</p> <p><b>Photos in a series</b> from 1 to 5 pics Adjusted by PRO or user with admin rights in the Ajax app</p> <p><b>IR backlight</b></p>	<p>Power supply</p> <p><b>Battery</b> 4 x CR123A, 3 V Pre-installed</p> <p><b>Battery life</b> up to 3 years</p>
<p>Enclosure</p> <p><b>Colour</b> white</p> <p><b>Dimensions</b> 206 × 108 × 93 mm</p> <p><b>Weight</b> 470 g</p> <p><b>Tampering alarm</b></p>	<p>Installation</p> <p><b>Recommended installation height</b> 0.8–1.3 m from the ground level</p> <p><b>Operating temperature range</b> from –25°C to +60°C</p> <p><b>Operating humidity</b> up to 95%</p> <p><b>Protection class</b> IP55</p>

---

Complete set

MotionCam Outdoor  
(PhOD) Jeweller  
4 × CR123A battery (pre-  
installed)  
SmartBracket mounting  
panel  
Hood  
Installation kit  
Quick Start Guide

---