



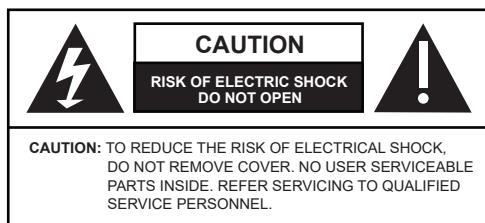
Vigatron's MaxiiNet™ Vi3004 provides solutions for upgrading existing analog system to fiber, converting or adding Ethernet UTP cabling to existing fiber runs, or both. With full layer 2 network switching, up to 60W PoE and 1G bandwidth, the Vi3004 is a cost effective and reliable solution for any security application.

The Vi3004 is a 4 port layer 2 network switch and fiber to copper media converter design for multiple applications and providing significant installation cost reduction. It offers unique ability to install or upgrade any combination of single transmission lines with fiber, copper, or both and connect individual drops of fiber, copper or both along with providing PoE up to 60W and a combination of 60W + 30W for power both PTZ and spot cameras.

The Vi3004 is MegaPixel Certified (MPC™), type tested to network packet performance standards, and major manufacturer compatibility tested to assure you error free, quality operations with the highest megapixel cameras. Fixed managed L2 functions include 802.1p Qos, support of 2k MAC addressing, learning, aging, and a non-blocking switch fabric making the Vi3004 the perfect solution for connecting multiple network switches over fiber, copper, or both. Installation cost savings, proven performance, and major camera manufacturer compatibility all go into making Vigitron's MaxiiNet™ Vi3004 an ideal solution for distance data and power transmission.

Important Safety Warning

- Read these instructions.
- Keep these instructions.
- Heed all warnings.
- Follow all instructions.
- Do not use this apparatus near water.
- Clean only with a dry cloth.
- Install in accordance with the manufacturer's instructions.
- This installation should be made by a qualified service person and should conform to all local codes.
- DO NOT bundle UTP or coax signals in the same conduit as high-voltage wiring.
- To reduce the risk of fire or electrical shock, do not expose these products to rain, moisture, dripping or splashing.
- No objects filled with liquids, such as vases, shall be placed on Vigitron equipment.
- DO NOT install the unit in a place where the operating ambient temperature exceeds 75°C.
- Make sure that the external power supply output voltage is in the recommended range.
- Do not install near any heat sources such as radiators, heat registers, stoves or other apparatus that produce heat.
- Protect the power cord from being walked on or pinched particularly at plugs, convenience receptacles, and the point where they exit from the apparatus.
- Only use attachments/accessories specified by the manufacturer.
- Unplug this apparatus during lightning storms or when unused for long periods of time.
- Refer all servicing to qualified service personnel. Servicing is required when the apparatus has been damaged in any way, such as a power supply cord or plug is damaged, liquid has been spilled, or objects have fallen into the apparatus, the apparatus has been exposed to rain or moisture, does not operate normally, or has been dropped.
- The power plug and the PoE input cable are used as the disconnect device and shall remain readily operable.

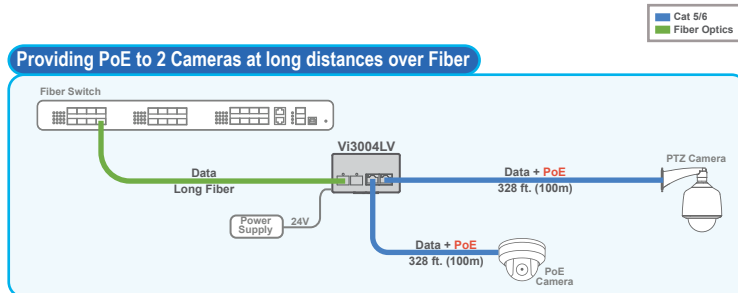


WARNING! - To reduce the risk of fire or electric shock, do not expose this apparatus to rain or moisture. This apparatus shall not be exposed to dripping or splashing and no objects filled with liquids, such as vases shall be placed on the apparatus.

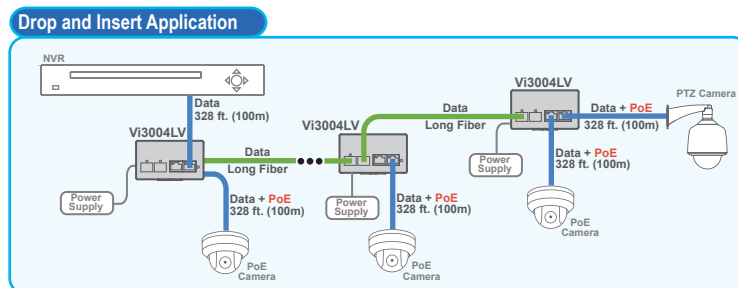
WARNING! - This apparatus is a Class I product. This product must be connected to a main socket outlet through an AC to DC Power supply.

WARNING! - The main plug is used as the disconnect device and shall remain readily operable.

Application Drawings



The Vi3004LV allows for the transmission of two cameras over a single Fiber cable or adding a new camera close to an existing



Multiple Vi3004LVs can be cascaded over a single cable run eliminating the need for network switches.

Installation

- a) Ports 1 & 2 (SFP) Connection:
 - These ports need a 1G Fiber Optic SFP module to function.
- b) Port-3 (30W PoE-Out) Connection:
 - This port can be used to connect to a PoE camera using a standard Cat5/6 cable with a maximum length of 100m. This port can deliver up to 30W of PoE and data up to 1Gbps.
- c) Port-4 (60W PoE-out) Connection:
 - Connect Port-4 of the Vi3004 to an IP camera using a standard Cat5/6 cable with a Maximum length of 100m. This port can deliver up to 60W of PoE and data up to 1Gbps.
- d) Power input Connection:
 - Apply 100-240 VAC to this connector. When powered properly the green "Power" LED will light up on the front of the Vi3004.

Technical Specifications*

Electrical

Data Interface	Fiber MSA Ports: 1000Mbps Fixed Copper Ports: 10/100/1000Mbps Auto sensing
Power Source	24VDC/24VAC, 6 A Max.
Status LEDs	Power: Green Fiber Ports: Yellow, Link/Activity Copper Ports: Yellow, Link/Activity Green, PoE
Connectors	Fiber (x2): MSA compliant SFP socket Ethernet (x2): RJ45 connector Power: 2 Wire Terminal Strip
PoE Standards	IEEE 802.3af IEEE 802.3at 60W compliant to 802.3 PoE standards for Port 4
Network Switch	Layer 2
PoE Standards	Port 3: Up to 30W Port 4: up to 60W
Jumbo Frames	10,000 Bytes

Regulatory

RFC	2544 TCP/IP Packet Transmission 768 UPD, 2068 HTTP, 793 TCP 791 IP, 1783 TFTP, 894 IP over Ethernet
Emission	EN 5502:2006+A1:2007 EN 61000-3-2:2006+A1:2009_A2:2009 EN 50024:1998+A1:2001+A2:2003
Safety	CE
Environmental	RoHS, WEEE

Environmental

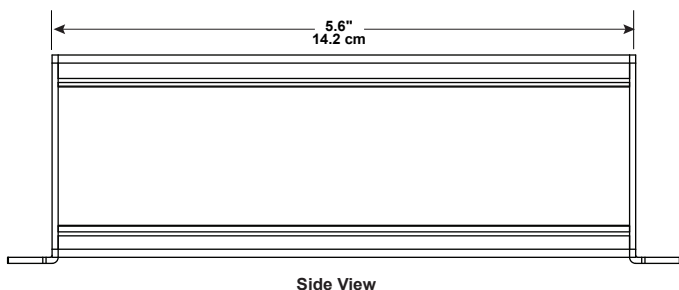
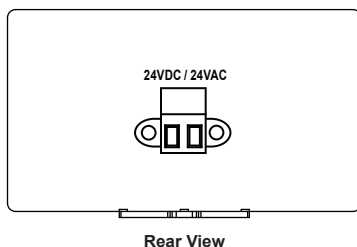
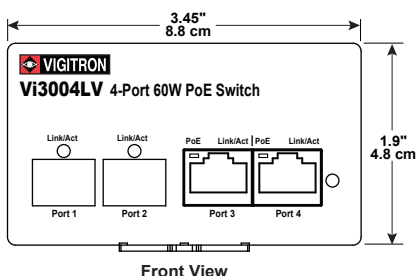
Humidity	0 to 95%, non-condensing
Temperature	Operating: -30°C to +70°C Storage: -30°C to +85°C

Mechanical

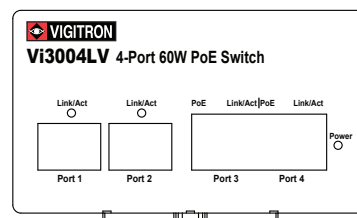
Dimensions	1.9 x 3.45 x 5.6 in., 4.83 x 8.76 x 14.22 cm (HxWxL)
Weight	0.99lb (450g)
Housing	Aluminum

*Specifications subject to change without notice.

Drawings



Status LEDs



	COLOR	STATUS	FUNCTION
	GREEN	OFF	The Vi3004 is not powered
		ON	The Vi3004 is powered
Ports 1 & 2	YELLOW	OFF	The port is not linked
		ON	The port is linked
		FLASHING	The port has activity
Ports 3 & 4	GREEN	OFF	There is no PoE present
		ON	The port is delivering PoE
	YELLOW	OFF	The port is not linked
		ON	The port is linked and flashes with activity

Ordering Information

Part No.	Description
Vi3004LV	4-Port Layer 2 PoE Switch

Limited Lifetime Warranty

Vigtron, Inc. warrants that all Vigtron products ("Product"), if used in accordance with these instructions, will be free of defects in material and workmanship for lifetime defined as the duration period of time until product end of life is announced. After which, Vigtron will continue to provide warranty services for a period of 3 years. Period covering valid warranty will be determined by proof of purchase in the form of an invoice from an authorized Vigtron dealer.

Warranty will only be provided for as long as the original end user purchaser owns the product. Warranty is not transferrable. At Vigtron's option, defective product will be repaired, replaced or substituted with a product of equal value. This warranty does not apply if, in the judgment of Vigtron, Inc., the Product fails due to damage from shipment, handling, storage, accident, abuse or misuse, or if it has been used or maintained not conforming to Product manual instructions, has been modified, or serial number removed or defaced. Repair by anyone other than Vigtron, Inc. or an approved agent will void this warranty. Vigtron, Inc. shall not under any circumstances be liable to any person for any incidental, indirect or consequential damages, including damages resulting from use or malfunction of the product, loss of profits or revenues or costs of replacement goods. The maximum liability of Vigtron, Inc. under this warranty is limited to the original purchase price of the Product only.