



COMMUNICATIONS FOR TODAY ... AND TOMORROW.

# Tek-CARE<sup>®</sup> 120

## Nurse Call System

Submittal Package  
as of 1/30/2023

[www.tektone.com](http://www.tektone.com)

**Phone:** 828.524.9957  
**Toll-Free:** 800.327.8466  
**Sales:** Option 2  
**Tech Support:** Option 3

324 Industrial Park Road  
Franklin, NC 28734  
[tektone@tektone.com](mailto:tektone@tektone.com)  
Fax: 828.524.9968

*Copyright © 2023 TekTone® Sound & Signal Mfg., Inc., All rights reserved.*

No part of these publications may be copied without the express written permission of TekTone® Sound & Signal Mfg., Inc. The contents of these specification sheets are furnished for informational use only, are subject to change without notice, and should not be construed as a commitment by TekTone® Sound & Signal Mfg., Inc. TekTone® Sound & Signal Mfg., Inc. assumes no responsibility or liability for any errors or inaccuracies that may appear in this documentation.

TekTone, the TekTone logo, Tek-ALERT, Tek-CARE Appliance Server, Tek-CALL, Tek-CARE, TekCD, Tek-CHECK-IN, Tek-COM, Tek-ENTRY, Tek-GUARD, Tek-MICRO, Tek-MMARS, Tek-PAGING, Tek-SAFE and Tek-STATUS are either registered trademarks or trademarks of TekTone® Sound & Signal Mfg., Inc. in the United States and/or other countries. All other trademarks are the property of their respective owners.

### Features

- Each NC120 CE module supports up to six NC415AV or NC404TS master stations, 64 room controllers (4 runs of 16 controllers each), and 16 duty stations (4 duty stations per run)
- Network up to 20 NC120 CE modules for up to 120 masters and 1280 room controllers
- Stackable shelf mount; 2U rack mount kit included
- Programmable using our exclusive Config Tool software via laptop connected to the Tek-CARE® Network

### Description

The NC120 Central Equipment (CE) Module is scalable so that up to 20 CE modules can be networked together. Each CE module provides connections and power for 64 room controllers and up to six master stations. (Limit of 4 master stations on a CE module when LI484P5 4-LED multicolor dome lights are connected.)

CE modules can be stacked on a shelf or rack mounted.

The NC120 CE Module includes two field-replacable back-up batteries that provide system power during the facility's switchover to emergency generator power. The NC120 also includes the LS450 Config Tool programming software.

### Listings



UL® 1069, UL® 2560, and cUL® listed to CSA C22.2 No. 205; UL® File Number E71599.



RoHS Compliant



NC120 Central Equipment Module

### Specifications

Dimensions:	3.25"H × 17.00"W × 10.05"D (83 mm × 432 mm × 255 mm)
Construction:	PC board with quality electronic components
Input Power:	90 VAC–264 VAC at 50Hz–60Hz
Typical current usage:	1.6A at 115 VAC or 0.9A at 230 VAC
Temperature:	0°–70°C
Humidity:	5–95% (non-condensing)
Built-in Surge Protection:	783V clamping

### Required Components

NC415AV or NC404TS Master Station  
LI122UN Room Controller with Dome Light or PM120 Room Controller  
SF121 Single Patient Stations, SF122 Dual Patient Stations, or SF123 Customizable 2-Button Pull-Cord Stations

### Optional Components

CT400P5 8P8C Splitters (2 included)  
SF125 Duty Station  
NC475 Tek-CARE Appliance Server  
PM123 Auxiliary Input Module

Maximum number of master stations, multicolor dome lights, and duty stations may be calculated using the load value calculator available from [www.tektone.com/resources](http://www.tektone.com/resources).



### Features

- Master station console option for systems using Gen2 central equipment modules (NC120, NC160, NC356CE, and NC455CE). See NC404TS for another master option
- A touchscreen is provided for user interface making it simple to navigate calls or menus
- Use for both audio/visual and tone/visual applications
- Button directory tabs are provided and are inserted depending on the system type
  - Typically for Audio/visual systems: TALK, RESET, & TONE OFF (routine level call only)
  - Typically for Tone/visual systems: BLANK, RESET, & TONE OFF (routine level call only)

### Description

The NC415AV provides for push to talk audio control for audio capable systems, but if desired, add the optional TA415L handset kit for better privacy. The kit comes with a cradle, handset, and cord.

The user interface layout is the same as the other TekTone products including the NC404TS, NC403TS, and Tek-CARE Apps allowing staff to view calls on the same familiar screen across devices on the same system. Up to three incoming calls are displayed by priority and time and are also color coded for easy recognition. Routine calls are annunciated with a steady call LED and slow pulsing tone with station number displayed on the touchscreen. Calls can be selected out of order.

High priority calls are annunciated with a rapid flashing call LED and rapid pulsing tone with the station number displayed on the touchscreen. All calls have to be canceled from the point of origin unless it is a routine call from an audio capable station whereupon resetting an audio connection can reset the call if desired.

For additional annunciation at the master location, an LI484P5 4-LED multicolored dome light can be connected directly to the master station. This dome will annunciate the highest priority call on the NC415AV.

Refer to the Tek-CARE® [Master Station Load Value Calculator](#) on TekTone's website for more information on power restrictions.

### Listings



UL® 1069 Listed and cUL® Listed to CSA C22.2 No. 205; UL® File Number E71599.



RoHS Compliant



NC415AV with TA415L Handset



NC415AV with IH415LD Desk Mount Housing

### Specifications

Dimensions:	NC415AV: 4.75"H × 9.60"W × 1.3"D (121 mm × 244 mm × 33 mm) from wall (flush-mounted) TA415L: 6.97"H × 1.49"W × 1.3"D (177 mm × 38 mm × 33 mm) Handset
Electrical Rating:	24V, 30VA (AC or DC)
Construction:	PC board with quality electronic components.
Housing:	IH415LD for desk mount; IH415W plus standard dual-gang box with dual-gang ring for wall mount.
Connections:	8P8C modular plug and jack

### Required Components

Gen2 modules on the Tek-CARE platform

One of the following:  
IH415LD Desk Mount Housing  
IH415W Wall Mount Bracket

### Optional Components

TA415L Handset  
LI484P5 4-LED Multicolored Dome Light

### Features

- 22" touchscreen monitor for call annunciation and interaction
- Full-duplex audio connections between master stations and P5 patient stations
- Fully supervised
- Displays maps, station information, resident information, and much more
- Provides audio connection to patient stations connected to the Tek-CARE Network
- Desk or wall mountable. Wall mount uses a standard VESA mounting system. Wall mounts provided by contractor
- Programmable using our exclusive Config Tool software via laptop connected to the Tek-CARE Network
- The NC404L is UL/cUL 1069 and UL2560 Listed

### Description

The NC404TS is a full-featured touchscreen master station designed for use on the Tek-CARE system. The NC404TS provides UL-approved call annunciation, audio connection, and interaction with the Tek-CARE system. The NC404TS may be zoned to display all calls from a system, or a custom subset of call types and stations or transmitters.

The NC404TS is designed to be responsive and intuitive. Calls are automatically sorted by priority and duration, with the highest priority calls being displayed first. If the handset is lifted to answer a call, the highest priority call is answered unless another call has been manually selected. System statuses, staff requests, and staff calls may also be placed from the NC404TS master station.

In addition to a call list view, a map view and icon view are also available if desired.

Refer to the Tek-CARE® [Master Station Load Value Calculator](#) on TekTone's website for more information on power restrictions.

### Listings



UL® 1069 Listed and cUL® Listed to CSA  
C22.2 No. 205; UL® File Number E71599.



RoHS Compliant



NC404TS Master Station

### Specifications

Dimensions:	Monitor: 11.60"H × 22.15"W × 4.85"D (295 mm × 586 mm × 123 mm)
	NC404L Handset: 8.28"H × 2.86"W × 2.1"D (210 mm × 72 mm × 53 mm)
Construction:	PC board with quality electronic components
Input Power:	120 VAC at 50Hz–60Hz (touchscreen monitor) 12 VDC (NC403NOTS component) P5 Bus Power (NC404L component)
Temperature:	0°–70°C
Humidity:	5–95% (non-condensing)

### Required Components

Gen2 Modules and compatible stations  
NC475 Tek-CARE Appliance Server

### Features

- Can be placed anywhere in the facility with LAN connectivity
- Touchscreen monitor for easy interaction
- Calls can be filtered and zoned
- Can operate as a non-interactive display if only a call display is desired
- Optional supervision

### Description

The touchscreen NC403TS Tek-CARE Monitor is a purpose-built monitor for the Tek-CARE nurse call system. It is designed to be a cost-effective and attractive option for displaying calls throughout the facility where the full functionality of a master station is not required.

The NC403TS Tek-CARE Monitor is supplied as a complete unit which includes all the necessary hardware for connection to the nurse call system. The NC403TS Tek-CARE Monitor is connected to the Tek-CARE system via the facility's local area network (LAN). A CL234 wall-mount bracket may be purchased separately and used in conjunction with a VESA designed TV/Monitor wall-mount bracket.

The NC403TS Tek-CARE Monitor offers many functions used by facility staff on a daily basis, such as call display and the ability to view details about a call, resident information, status display, and more. The NC403TS Tek-CARE Monitor can also modify its own annunciation settings and display system faults if desired. Password protection of advanced features is also available.

The NC403TS Tek-CARE Monitor can be also be zoned to display calls from desired zones to improve staff awareness and efficiency. Up to 254 NC403TS Tek-CARE Monitors can be installed on a single Tek-CARE system.



NC403TS Tek-CARE Monitor



NC403NOTS Hardware

### Specifications

Connection: Ethernet connectivity to facility LAN

Display: 22" touchscreen display

### Required Components

NC475 Tek-CARE Appliance Server

### Optional Components

CL234 Wall-Mount Bracket

### Features

- Provides visual indication of system calls
- White LEDs are selectable for warm or cold hues
- Choice of red & white or blue & white LED options
- Provides 6 connection points for patient stations, 2-button pull-cord stations, and duty stations
- Long lasting LEDs; no bulb replacement required
- UL/cUL® 1069 and UL® 2560 Listed
- RoHS Compliant

### Description

The LI122UN Room Controller with Dome Light provides the interface to a duty station, patient station, and two-button pull-cord stations, plus visual indication of calls originating from them. The LI122UN also provides communication to and from the central equipment module.

The LI122UN Room Controller has slide switches to manually select the two dome colors as White/Red or White/Blue and the tone of the White color as Warm White or Cool White.

The LI122UN Room Controller indicates higher priority calls by flashing the two red or blue LEDs. Lower priority calls are indicated by steady illumination of the two white LEDs. If an emergency and lower priority call are placed in the same location at the same time, the red emergency LEDs will flash while the white LEDs will maintain a steady illumination.

The LI122UN Room Controller can also be configured as a zone light to indicate calls that originate from the stations assigned to a particular zone.

### Listings



UL® 1069, UL® 2560, and cUL® listed to CSA C22.2 No. 205; UL® File Number E71599.



RoHS Compliant.



LI122UN Room Controller with Dome Light

### Specifications

Dimensions:	4.8"H × 5.0"W × 2.76"D (122 mm × 127 mm × 70 mm)
Environment:	5%–95% non-condensing humidity; 0°C–60°C
LEDs:	2V 20 mA per LED
Base:	Flame-retardant (UL® 94HB) plastic
Lens:	Flame-retardant translucent polycarbonate plastic
Mounting:	Fits standard single- or dual-gang box with single- or dual-gang ring
Connections:	6-pin and 8-pin pigtailed connector (harness included)

### Required Components

NC120 or NC160 Central Equipment Module  
NC415AV or NC404TS Master Station  
SF121 Single Patient Station, SF122 Dual Patient Station,  
SF123 Customizable 2-Button Pull-Cord Station, and/or  
SF125 Duty Station  
PM123 Auxiliary Input Module

### Features

- CT160 snap-in assembly for use with LI122UN and PM120
- CT160K for stand-alone applications providing same mounting base as the LI and PM's
- Use CT160/K to simplify wiring to room controllers
- Two-wire flying lead and two 8P8C connections
- Convert wiring to use or reuse CAT5e cable to reduce labor and cable cost
- RoHS Compliant

### Description

The CT160/K is designed to adapt a connection from a two-wire flying lead to an 8P8C connector which leads to simplified wiring.

The CT160/K allows the installer to convert wiring to use or reuse CAT5e cable (or better) for station wiring for the TC120/TC160 Nurse Call Systems.


The CT160 may be connected to PM120 and LI122UN Room Controllers via 3 standoffs provided.

The CT160K is assembled in a plastic housing for stand-alone mounting.

### Listings



RoHS Compliant.



Shown: CT160K (CT160 in mounting hardware)

### Specifications

- Dimensions 4.8"H × 5.0"W × .77"D  
in housing: (122 mm × 127 mm × 20 mm)
- Environment: 0°C–60°C
- Construction: PC board with quality electronic components mounted on a flame-retardant (UL® 94V-0) plastic faceplate
- Mounting: CT160: Attach to PM120 and LI122UN Room Controllers  
CT160K: Fits standard single- or dual-gang box with single- or dual-gang ring
- Connections: Two-wire flying lead  
-and-  
CAT5e or better cable using optional 8P8C connectors

### Required Components

Tek-CARE® 120/160 Nurse Call System

For Data:  
NC120/160 CE Module  
PM120, LI122UN Room Controllers

For Audio:  
NC160 CE Module  
IR160 Audio Stations



### Features

- Provides 6 connection points for patient stations, 2-button pull-cord stations, and duty stations
- Easy to wire plug-on pigtailed connectors
- Lightweight plastic housing protects the electronics
- Slim package design with modern look

### Description

TekTone's PM120 Room Controller is used in locations where the visual indication of a corridor dome light is not needed. The PM120 provides the interface to a duty station, patient station, and two-button pull-cord stations. The PM120 also provides communication to and from the central equipment module. The PM120 is designed to be installed and mounted where it best fits the system design.

### Listings



UL® 1069 Listed and cUL® Listed to CSA C22.2 No. 205; UL® File Number E71599.



RoHS Compliant



PM120 Room Controller

### Specifications

- Dimensions: 4.8"H × 5.0"W × .77"D  
(122 mm × 127 mm × 20 mm)
- Environment: 0°C–60°C
- Housing: Flame-retardant (UL® 94HB) plastic
- Mounting: Fits standard single- or dual-gang box with single- or dual-gang ring
- Connections: 6-pin and 8-pin pigtailed connector (harness included)

### Required Components

NC120 or 160 Central Equipment Module  
SF121 Single Patient Station, SF122 Dual Patient Station,  
SF123 Customizable 2-Button Pull-Cord Station, and/or  
SF125 Duty Station

### Optional Components

NC415AV or NC404TS Master Station

### Features

- Provides two dry contact inputs for the Tek-CARE120/160 and Tek-CARE400 P5+ Nurse Call Systems
- Lightweight plastic housing protects the electronics
- Slim package design with modern look
- Easy to wire plug-on pigtailed connectors

### Description

Each PM123 Auxiliary Input Module provides two inputs capable of monitoring normally open dry contacts. This allows the Tek-CARE120/160 and Tek-CARE400 P5+ Nurse Call Systems to monitor devices such as door contacts, security panel outputs, and more.

PM123 modules may be connected to LI122UN and PM120 Room Controllers or IR42xP5 stations.

There are two behaviors, *Follower* and *Acknowledge*, which are programmable using the LS450 Config Tool.

The *Acknowledge* behavior is a software-latching input that facility staff need to acknowledge at the master station to reset. The *Follower* behavior follows the device input.

### Listings



RoHS Compliant



PM123 Auxiliary Input Module

### Specifications

- Dimensions: 4.8"H × 5.0"W × .77"D  
(122 mm × 127 mm × 20 mm)
- Environment: 5%–95% non-condensing humidity;  
0°C–60°C
- Housing: Flame-retardant (UL® 94HB) plastic face-plate
- Mounting: Fits standard single- or dual-gang box with single- or dual-gang ring.
- Connections: 6-wire plug-on pigtailed connector

### Required Components

NC120, NC160, or NC455CE Central Equipment Module  
LI122UN Room Controller, PM120 Room Controller, or  
IR42xP5 stations

### Optional Components

NC415AV or NC404TS Master Station

### Features

- One or two ¼" call cord jacks—push-button and geriatric call cords are available
- Illuminated reset button
- Dummy plugs available
- Call-assurance LEDs for each call cord jack
- UL/cUL® 1069 and UL® 2560 Listed
- RoHS Compliant

### Description

The SF121 Single and SF122 Dual Patient Stations include one or two ¼" jacks for call cords, one or two call-assurance LEDs, and a single button to reset calls. Pressing the call cord's button registers a call at the NC415AV/NC404TS Master Station and LI122UN Room Controller with Dome Light.

Similarly, a call is registered if the call cord is accidentally removed from the call cord jack. Using an optional dummy plug prevents the station from placing a cord-out call.

Mount the station using an IH121K Single Station Mounting Kit, or mount two stations together using an IH122K Dual Station Mounting Kit. The station snaps into the kit's plastic bezel and then onto the kit's surface mounting plate, leaving no visible screw holes.

### Required Components

IH121K Single Station or IH122K Dual Station Mounting Kit  
LI122UN Room Controller with Dome Light, or PM120 Room Controller, or IR42xP5-series Stations  
SF301A-series or SF301G-series call cords

### Optional Components

JK018K Five (5) Dummy Plugs  
RP131K Single-Gang Blank Plate (5 each)  
NC415AV or NC404TS Master Station



SF121 Single & SF122 Dual Patient Stations

### Specifications

Dimensions:	4.58"H × 3.25"W × 1.03"D (116 mm × 83 mm × 26 mm)
Environment:	5%–95% non-condensing humidity; 0°C–60°C
Construction:	PC board with quality electronic components mounted on a flame-retardant (UL® 94V-0) plastic faceplate
Mounting:	Attach included back plate to a standard single-gang ring or dual-gang ring and box
Connections:	2-wire flying lead

### Listings



UL® 1069 Listed and cUL® Listed to CSA C22.2 No. 205; UL® File Number E71599.



RoHS Compliant.



## Features

- Oxygen safe
- Impact resistant and waterproof
- Small, lightweight pendant fits comfortably in hand
- Bed clips included
- UL® 1069 Listed; SF301A is also UL® 2560 Listed

## Description

The TekTone SF301A (single) or SF302 (double) Call Cords are for use with the Tek-CARE® nurse call systems and wireless emergency call systems where 1/4" phono jacks are used. Ten-foot cords are also available as SF301A/10 and SF302/10. The SF301A and SF302 are oxygen safe call cords certified safe for use by all patients receiving oxygen therapy. These waterproof and impact-resistant call cords have completely sealed push buttons.

## Required Components

Tek-CARE® 500 Wireless Nurse Call System with SF521UL  
Tek-CARE® 120 or 160 Nurse Call System with SF121 or SF122 Room Stations  
Tek-CARE®300II Nurse Call System with SF380A Patient Stations  
Tek-CARE® NC200N or NC150N Nurse Call Systems with IR151B or IR152B  
Tek-CARE® NC110N Nurse Call System with SF100C or SF102 Patient Stations

## Listings



SF301A is UL® 1069 and UL® 2560 Listed;  
SF302 is UL® 1069 Listed; UL® File Number E71599.



SF301A, SF302 Call Cord

## Specifications

Dimensions: 7' (2.13 m) long polyvinyl-covered cord  
Construction: SPST-1A switch, Integral brass, fine silver contacts 1 AMP, 115 watt maximum, AC  
Connections: 1/4" (6.35 mm) plug-in phono jack

### Features

- Sensitive touch activation
- Oxygen tent safe
- Ideal for geriatric use
- Momentary, air-activated switch
- Adjustable bed clip(s)
- UL® 1069 Listed

### Description

TekTone® SF301G and SF302G Call Cords are for use with Tek-CARE® nurse call systems and wireless emergency call systems where ¼" phono jacks are used.

SF301G and SF302G Call Cords are specifically designed for use in geriatric and oxygen environments, but may also be used in general applications. To place a call, the patient applies slight pressure to the squeeze bulb using any part of the body. The force of air through the vinyl tubing closes a switch in the plug, thus placing a call. An adjustable bed clip is supplied for the SF301G and is attached to the call cord. Two adjustable bed clips are supplied with the SF302G.

### Listings



UL® 1069 Listed; UL® File Number E71599.

### Specifications

Switch:	Momentary contact, air activated
Plug:	Stainless steel
Cord:	Vinyl tubing
Electrical:	Rated current 1/3 AMP, 24 VAC-VDC
Dimensions:	Cord: 6' long (1.83 m) Plug: 1.25" long (32 mm) Bulb: 1.5" diameter (38 mm)



SF301G Call Cord

### Required Components

Tek-CARE®500 Wireless Nurse Call System with SF530ES or SF530UL Room Stations  
or  
Tek-CARE®120 or 160 Nurse Call System with SF121 or SF122 Room Stations  
or  
Tek-CARE®300II Nurse Call System with SF380A Patient Stations  
or  
Tek-CARE® NC200N or NC150N Nurse Call Systems with IR151B or IR152B Patient Stations  
or  
Tek-CARE® NC110N Nurse Call System with SF100C or SF102 Patient Stations

### Features

- Four standard button insert labels with five standard call types to choose from
- Custom insert labels can be made with the label maker and custom call types can be built using the Config Tool
- Use push button or pull cord to place a call.
- Choose whether to include pull cord during installation
- Illuminated faceplate
- Call assurance LED flashes when call is placed
- Water resistant with gasket for wet environments and easy cleaning

### Description

The SF123 Customizable 2-Button Pull-Cord Station includes a call button, optional pull cord, an LED for call indication, a reset button, and an illuminated faceplate. The optional RP187K water-resistant seals allow the stations to be used in wet environments, such as showers, baths or tub rooms. When a call is placed, it is registered at the master station, room controller with dome light, zone lights, and duty station.

Standard call types include emergency, emergency 2, code blue, bath, and room level reset/check-in. The included inserts slide in to identify the buttons. Custom button call types and inserts can be created using the LS450 Config Tool software.

Mount the station using an IH121K Single Station Mounting Kit, or mount two stations together using an IH122K Dual Station Mounting Kit. The station snaps into the kit's plastic bezel and then onto the kit's surface mounting plate, leaving no visible screw holes.

### Required Components

IH121K Single Station or IH122K Dual Station Mounting Kit  
LI122UN Room Controller with Dome Light, or PM120 Room Controller, or IR42xP5-series Stations  
SF301A-series or SF301G-series call cords



SF123 Customizable 2-Button Pull-Cord Station

### Specifications

Dimensions:	4.58"H × 3.25"W × 1.03"D (116 mm × 83 mm × 26 mm)
Environment:	5%–95% non-condensing humidity; 0°C–60°C
Construction:	PC board with quality electronic components mounted on a flame-retardant (UL® 94V-0) plastic faceplate
Mounting:	Requires IH121K or IH122K (purchased separately) Attach included back plate to a standard single-gang ring or single-gang ring and box.
Connections:	2-wire flying lead

### Optional Components

RP187K gaskets to install in wet environments (5 each)  
RP131K Single-Gang Blank Plate (5 each)  
NC415AV or NC404TS Master Station

### Listings



UL® 1069 Listed and cUL® Listed to CSA C22.2 No. 205; UL® File Number E71599.



RoHS Compliant.

[www.tektone.com](http://www.tektone.com)

324 Industrial Park Road • Franklin, NC 28734 • [tektone@tektone.com](mailto:tektone@tektone.com)  
Phone: 828.524.9967 • Fax: 828.524.9968 • Sales: Choose option 2 • Tech Support: Choose option 3  
TekTone's quality system is registered by DQS to the ISO 9001:2015 standard.

### Features

- Call type is indicated by one of four colored LEDs
- A call tone sounds for the highest priority call
- UL/cUL®1069 and UL®2560 Listed
- RoHS Compliant

### Description

The SF125 Duty Station annunciates calls both audibly and visually via 4 colored LEDs and a tone speaker. The various call priorities will be indicated by the LEDs and the highest level call will be annunciated by time. Watched zones are programmable via the LS450 Config Tool.

The SF125 Duty Station connects via the LI122UN Room Controller with Dome Light or the PM120 Room Controller, using 2 of the 6 connection points. Each NC120 or NC160 Central Equipment Module supports up to 24 duty stations (6 duty stations per run) depending on power restrictions. Refer to the Tek-CARE® [Master Station Load Value Calculator](#) on TekTone's website for more information on power restrictions.

The station's plastic bezel snaps onto the included mounting plate, leaving no visible screw holes.

### Listings



UL® 1069 Listed and cUL® Listed to CSA C22.2 No. 205; UL® File Number E71599.



RoHS Compliant



SF125 Duty Stations

### Specifications

- Dimensions: 4.58"H × 6.74"W × 1.03"D  
(116 mm × 171 mm × 26 mm)
- Environment: 5%–95% non-condensing humidity;  
0°C–60°C
- Construction: PC board with quality electronic components mounted on a flame-retardant (UL® 94V-0) plastic faceplate
- Mounting: Attach included back plate to a standard single- or dual-gang ring, or single- or dual-gang ring and box
- Connections: 2-wire flying lead, a plus 2 screw terminals for the toner module. Uses 2 of the station module's 6 points

### Required Components

NC120 or NC160 Central Equipment Module  
PM120, LI122UN Room Controller

### Optional Components

NC415AV or NC404TS Master Station

### Features

- Enables single mounting of SF-series stations on the Tek-CARE Nurse Call Systems

### Description

The IH121K Single Station Mounting Kit allows a single SF-series station to be mounted in a single housing. An IR160, SF121, SF122, SF123, or SF124 station may be installed in the IH121K to satisfy the needs of the facility.

The plastic bezel snaps onto the included mounting plate, leaving no visible screw holes. The pull-switch slider and pull-string are included in the kit. The IH121K is packaged with a locking screw for added security.

### Listings



UL® 1069 Listed and cUL® Listed to CSA C22.2 No. 205; UL® File Number E71599.



RoHS Compliant



IH121K Single Station Mounting Kit  
(shown without pull-string and slider)

### Specifications

- Dimensions: 4.58"H × 3.25"W × 1.03"D  
(116 mm × 83 mm × 26 mm)
- Environment: 0°C–60°C
- Construction: Flame-retardant (UL® 94V-0) plastic face-plate
- Mounting: Attach included back plate to a standard single-gang ring, or single-gang ring and box

### Required Components

- IR160 Audio Station
- SF121 Single Patient Station
- SF122 Dual Patient Station
- SF123 Customizable 2-Button Pull-Cord Station
- SF124 Staff Peripheral Station

### Features

- Enables dual mounting of SF-series stations on the Tek-CARE Nurse Call Systems

### Description

The IH122K Dual Station Mounting Kit allows two SF-series stations to be mounted in a single housing. Any combination of two IR160, SF121, SF122, SF123, and SF124 stations may be installed in the IH122K to satisfy the needs of the facility.

The plastic bezel snaps onto the included mounting plate, leaving no visible screw holes.

### Listings



UL® 1069 Listed and cUL® Listed to CSA C22.2 No. 205; UL® File Number E71599.



RoHS Compliant



IH122K Dual Station Mounting Kit

### Specifications

Dimensions:	4.58"H × 6.74"W × 1.03"D (116 mm × 171 mm × 26 mm)
Environment:	0°C–60°C
Construction:	Flame-retardant (UL® 94V-0) plastic faceplate
Mounting:	Attach included back plate to a standard single- or dual-gang ring, or single- or dual-gang ring and box

### Optional Components

IR160 Audio Station  
SF121 Single Patient Station  
SF122 Dual Patient Station  
SF123 Customizable 2-Button Pull-Cord Station  
SF124 Staff Peripheral Station



### Features

- Provides interface between telephone line and the NC475 Tek-CARE Appliance Server
- RoHS Compliant
- Allows central monitoring to be added to Tek-ALERT and Tek-CARE systems

### Description

The NC503 Central Monitoring Modem allows central monitoring to be added to the Tek-ALERT® Alert Integration Manager or to a Tek-CARE® nurse call or emergency call system. The NC503 provides an interface between the system's Tek-CARE Appliance Server and a telephone line in order to send alarm messages to a central monitoring station.

The NC503 Central Monitoring Modem is connected to the Tek-CARE Appliance Server via a standard straight serial cable, and is connected to a telephone wall jack using a standard 6-position/2-wire telephone cable. The NC503 includes the auto dialer, a straight serial cable, a power adapter with cord, and a telephone cable.

### Specifications

Dimensions: .88"H × 4"W × 6"D  
(22 mm × 102 mm × 152 mm)

Power: 9 VAC, 1000 mA power adapter

Environment: 0°C–60°C

Connections: Plug-in type

Isolation: Mechanical relay, Opto-isolator and telephone coupling transformer

Housing: High-strength plastic

### Listings



RoHS Compliant



NC503 Central Monitoring Modem

### Applicable Components

NC475 Tek-CARE Appliance Server running Tek-CARE Software version 1.16 or greater, plus one or more:

- Tek-CARE® 120/160 Nurse Call Systems
- Tek-CARE® 300 II/III Nurse Call System
- Tek-CARE® 400 P5 & P5+ Nurse Call Systems
- Tek-CARE® 500 Wireless Nurse Call System
- Tek-CARE® 700 Wander Management System
- Tek-ALERT® Alert Integration Manager

### Features

- Proprietary nurse call appliance server running the Tek-CARE OS. The Tek-CARE Appliance Server is available in two different variants
  - The NC475 is a headless appliance server
  - The NC475DESK is supplied with a 22" touch-screen monitor (size may vary) and wireless keyboard and mouse
- Functions as a tone-visual master station for the Tek-CARE500 system
- Includes paging software module for automatic and manual pages to staff
- Software module options include event monitoring, reporting, Staff App, Apple TV displays, email output, and more
- Two network interface ports provide connections to the Tek-CARE Network and facility LAN
- Six RS232 serial ports provide connections for a paging transmitter, a central monitoring interface, and Tek-CARE500 receivers

### Description

The NC475 Tek-CARE Appliance Server provides the platform to install and run various software modules for Tek-CARE communications platform. The Tek-CARE Appliance Server is designed to be desk mounted or installed in a rack mount application. Rack mount ears and mounting screws are included and when rack mounted, uses 2U of rack space.

The Tek-CARE Appliance Server also supplies ports for the Tek-CARE Network and the facility's LAN, the radio pocket paging system's paging transmitter, Tek-CARE 300III Integration, the NC510UL and NC510ES Receiver, and NC510 FA Receiver.

The LCD screen on the Tek-CARE Appliance Server displays any calls and faults active on the nurse call system. The LED indicators to the left of the LCD provide power, fault, and call status at a glance. A simple configuration menu is also accessible from the front display.

The NC475DESK can function as a tone-visual master for the Tek-CARE platform. Calls, faults, and basic system configuration options are available, but audio communication is not available from the NC475 or NC475DESK. For audio communication, purchase the appropriate master station for your Tek-CARE system.



NC475DESK Tek-CARE Appliance Server  
(Keyboard and mouse not pictured)



NC475 Tek-CARE Appliance Server

### Listings



UL® 1069 Listed and cUL® Listed to CSA  
C22.2 No. 205; UL® File Number E71599.

### Applicable Systems

Tek-CARE® 120 and 160 Nurse Call Systems  
Tek-CARE® 300III Nurse Call System  
Tek-CARE® 400, P5/P5+ Nurse Call Systems  
Tek-CARE® 500 Wireless Nurse Call System  
Tek-CARE® 600 Alert Integration Manager  
Tek-CARE® 700 Wander Management System

### Specifications

Dimensions:	2.5"H × 13.45"W × 7.875"D (64 mm × 347 mm × 199 mm)
Power:	AC/DC Power Adapter Included.
Input:	100-240 VAC, 2A, 50/60Hz
Output:	12 VDC, 5A, 60W Max
Battery Backup:	TekTone PK250B or equivalent required



## Software License Selections

Individually available software modules run on the Tek-CARE Appliance Server, adding ancillary features to the healthcare communications system.

### System Connectivity:

- **LS120 Tek-CARE120 connectivity license** enables the Tek-CARE Appliance Server to import events from Tek-CARE120 Nurse Call Systems.
- **LS160 Tek-CARE160 connectivity license** enables the Tek-CARE Appliance Server to import events from Tek-CARE160 Nurse Call Systems.
- **LS301 Tek-CARE300II & LS300 Tek-CARE300III connectivity license** enables the Tek-CARE Appliance Server to import events.
- **LS400 Tek-CARE400 connectivity license** enables the Tek-CARE Appliance Server to import events from Tek-CARE400 Nurse Call Systems.
- **LS460 Tek-CARE Media Gateway connectivity license** provides integration between the Tek-CARE Network and VoIP telephone systems. This includes 4 audio paths. LS465 adds 4 additional audio paths.
- **LS500 Tek-CARE500 connectivity license** enables the Tek-CARE Appliance Server to import events from FA, ES, and UL version Tek-CARE500 Wireless Nurse Call Systems.
- **LS600 Tek-ALERT connectivity license** enables the Tek-CARE Appliance Server to import events from other systems, such as nurse call and fire alarm. (One LS600 required per interface.)
- **LS700K Tek-CARE700 connectivity license with Starter Kit** enables the Tek-CARE Appliance Server to import events from our wander management system. It includes the NC708 Starter Kit with ID-TAD, testing tag, #6 spanner hex bit, and programming adapter for door controllers.

### Event Monitors & Reporting:

- **LS610-series Reporting** records all activity on the Tek-CARE Appliance Server, and provides custom reports on this activity for followup review and evaluation by management. Reports are viewed using a web browser by any computer networked to the Tek-CARE Appliance Server. They may also be printed, saved as HTML files for later viewing in a web browser, or saved as a CSV files for viewing in a spreadsheet program (such as Microsoft Excel).

When LS453 Email Output software is combined with LS610-series Reporting, reports can be sent automatically via email. Available in packages for 100 points (LS610/1), 500 points (LS610/5), 1000 points (LS610/10), 2500 points (LS610/25), 5000 points (LS610/50), and 10000 points (LS610/100). A point is one Tek-CARE120/160, or Tek-CARE400 addressable device, Tek-CARE500 transmitter, Tek-ALERT device ID, or Tek-CARE700 tag.

- **LS623-series Event Monitor for Windows** displays activity from all connected systems. This software is installed on the Tek-CARE Appliance Server, plus up to 255 personal computers networked to the Tek-CARE Appliance Server. (PCs must be running Microsoft Windows.) Available in packages of one license (LS623/1), five licenses (LS623/5), 10 licenses (LS623/10), or 25 licenses (LS623/25).

### ADT Interface:

- **LS452 ADT Interface** receives Admit, Discharge and Transfer information from the facility's hospital information system (HIS)—including patient name, room number, bed number and doctor name—and inserts it into the corresponding fields in the Tek-CARE system's patient database. Information in these fields is then visible to facility staff on touchscreen master stations.

### Email Output:

- **LS453 Email Output** enables email addresses to be added as staff devices. The software sends calls and other events via email to the assigned staff members. Events can also be sent to anything that has an email gateway—for example, sending an SMS message to a cell phone.

### Tek-CARE Staff App:

- **LS620/LS630 Tek-CARE non-voice/voice App Server license** enables the Tek-CARE Appliance Server to send events via the facility's WiFi to mobile devices running the LS621/LS631-series app.
- **LS621/LS631-series Tek-CARE non-voice/voice Staff App** enables mobile iOS and Android devices to act as portable event monitors. Up to 255 iOS and/or Android devices running the Tek-CARE app can be active on the system at one time. Install licenses on the Tek-CARE Appliance Server, and download the app from the Apple Store. See the IL1020 specification for device requirements. Available in packages of one license (LS621/1 or LS631/1), five licenses (LS621/5 or LS631/5), 10 licenses (LS621/10 or LS631/10), 25 licenses (LS621/25 or LS631/25), 50 licenses (LS621/50 or LS631/50), 100 licenses (LS621/100 or LS631/100), and 200 licenses (LS621/200 or LS631/200).

### Tek-CARE TVs:

- **LS622-series Tek-CARE TV for the Apple TV App licenses** enables a 4th Generation (or newer) Apple TV with an HDMI connected widescreen TV or monitor to act as an event monitor. Up to 10 Apple TVs can be active on the system at one time. Install licenses on the Tek-CARE Appliance Server. Available in packages of one license (LS622/1), five licenses (LS622/5), 10 licenses (LS622/10), 25 licenses (LS622/25), 100 licenses (LS622/100), and 200 licenses (LS622/200).

### Features

- Improves staff awareness and efficiency
- Calls can be filtered and zoned
- App-to-station and app-to-master audio support
- Send and receive text messages
- View resident information
- Call tone sounds for the highest priority call

### Description

The LS621/LS631-series Tek-CARE Staff App is a powerful tool for facility staff that improves resident care and satisfaction while giving staff members improved situational awareness and improving the efficiency of your care staff.

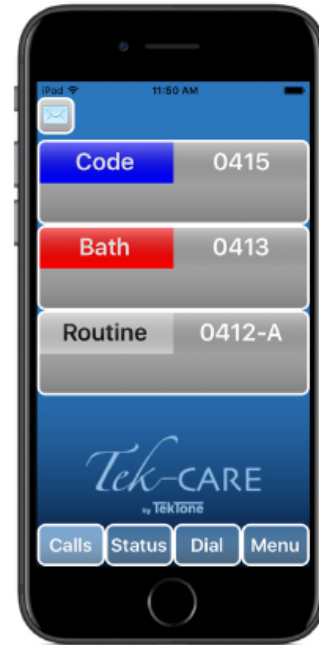
The Tek-CARE Staff App requires an NC475 Tek-CARE Appliance Server to be installed as part of the Tek-CARE system. Both the NC475 and the device running the Tek-CARE Staff App must be networked together on the same facility LAN.

In order to enable Tek-CARE Staff App functionality on the Tek-CARE system, contact TekTone Sales and purchase the LS620 App Server and LS621-series licenses as required for non-voice. Purchase the LS630 voice-based App Server and LS631-series licenses as required for the audio and voice-based option. The LS621/LS631 licenses can be purchased in packs of 1, 5, 10, 25, 50, 100, and 200.

When a patient calls the staff from a room station, the assigned staff member can answer immediately and speak directly with the patient using the Staff App with LS631 voice-based licensing on a configured mobile device.

The Tek-CARE Staff App operates as a staff device on the Tek-CARE system, allowing each individual app to be configured for a particular staff member's needs.

Up to 255 Tek-CARE Staff Apps can be used concurrently on a single system.



LS621/LS631 Tek-CARE Staff App

### Specifications

Connections: WiFi connection to facility LAN.

### Required Components

NC475 Tek-CARE Appliance Server  
Mobile iOS Devices currently supported by Apple (The Tek-CARE Staff App requires devices running iOS 10.3 or later.)  
Mobile Android Device (Devices must run Android 4.1 or later.)  
LS620 Tek-CARE App Server license, non-voice.  
or  
LS630 Tek-CARE App Server license, voice.

### Features

- Can be placed anywhere in the facility with network connectivity
- Calls can be filtered and zoned
- Resident info can be removed for HIPPA compliance
- A call tone sounds for the highest priority call

### Description

The LS622-series Tek-CARE App for TV is designed to be used as a cost-effective and attractive event monitor for the Tek-CARE system. The Tek-CARE TV App can be downloaded from the App Store free of charge.

The LS622-series Tek-CARE App for TV requires a 4th Generation or newer Apple TV. The Apple TV can be purchased from any major electronic retailer.

The Apple TV requires an NC475 Tek-CARE Appliance Server to be installed as part of the Tek-CARE system. Both the NC475 and the Apple TV running the Tek-CARE TV must be networked together on the same LAN.

In order to enable the Apple TV functionality on the Tek-CARE system, contact TekTone Sales and purchase the LS622/x software license. The LS622 can be purchased in packs of 1, 5, 10, 25, 100, and 200.

The Apple TVs with the LS622/x license can be zoned to display calls from desired zones to improve staff awareness and efficiency. In situations where the monitor is visible to facility visitors, the app can also be set to not display resident names.

Up to 255 Apple TVs with the LS622/x license can be installed on a single system.



LS622-series Tek-CARE App for TV



4th Generation Apple TV

### Specifications

Connections: Ethernet or WiFi connection to facility LAN.

### Required Components

- NC475 Tek-CARE Appliance Server
- 4th Generation (or newer) Apple TV and compatible display

## Features

- Metal-case device
- 8P8C Ethernet ports
- Compliant with IEEE 802.3 standards
- Wall mountable or desktop installation options
- No configuration, Plug-and-Play installation

## Description

The NC554/8 (8-port) Network Switch is used to create the Tek-CARE® Network. This network provides data transmission between Tek-CARE nurse call systems, the Tek-ALERT® Alert Integration Manager, and the NC475 Tek-CARE® Appliance Server from the Tek-CARE central equipment (CE) to master stations, enabling some ancillary features that are too data-intensive for just one CE connection.

The network switch is used in these scenarios:

- Connect multiple master stations, an NC475 Tek-CARE Appliance Server and/or a laptop computer to the single network port on a Gen2 module.
- Each Ethernet cable segment can be up to 328 feet (100 meters). Use multiple network switches between Gen2 master stations and the CE to extend the distance to a maximum of 1000 feet (305 meters).
- Increase distance between CE modules using NC554/8 network switches and NC556 Ethernet to Fiber Converters.
- Add multiple foreign devices by connecting their CT601 Serial to IP Converters to the NC475 Tek-CARE Appliance Server.

These fast Ethernet switches automatically detect the type of network (auto negotiation) and type of cable (auto MDIX) and configure themselves, making for a Plug-and-Play networking solution.

The NC554/8 Network Switch allows up to 7 Ethernet devices to connect to the Tek-CARE Network.



NC554/8 Network Switch

## Specifications

Dimensions:	6.2"W × 4"L × 1"D (158 mm × 101 mm × 25 mm)
Standards:	IEEE 802.3ab, 802.3i, 802.1p, 802.3u, and 802.3x
External Ports:	8 Female 8P8C
Cable Length:	328' (100 m) maximum
Enclosure Type:	Steel housing
LED Indicators:	Power, plus 1 Link/Activity per 8P8C port
Power Adapter:	Included
Environment:	0°C–40°C (32°F–104°F), 10%–90% Relative Humidity

### Features

- Compliant with IEEE 802.3 (10Base-T), 802.3u (100Base-FX) standards, and 802.3u (100Base-TX) standards
- Wall mountable or desktop installation options
- No configuration, Plug-and-Play installation

### Description

The NC556 Ethernet to Fiber Converter is used when Ethernet connections in any Tek-CARE® nurse call system must be extended over 100 meters. The NC556 Ethernet to Fiber Converter is particularly useful for large campuses or in instances when the Tek-CARE central equipment cabinets are located in multiple buildings and must be interconnected to create a single system.

The NC556 Ethernet to Fiber Converter does not require setup or configuration—it is a truly plug-and-play device and is operationally transparent to the nurse call system. Potential uses for the NC556 include linking Tek-CARE central equipment cabinets, connecting a NC475 Tek-CARE Appliance Server to a remote Tek-CARE central equipment cabinet, or extending the Tek-CARE Network to NC404TS Master Stations.

The NC556 supports a maximum fiber optic cable length of 2 kilometers (1.2 miles). The NC556 is designed for SC-terminated multimode fiber optic cable. The fiber converter fully complies with applicable IEEE 802.3 standards. It is UL® 1069 listed for use with the Tek-CARE nurse call system.

A 12 VDC power transformer is included. As an integral part of the nurse call system, the NC556 Ethernet to Fiber Converter must be connected to a Uninterruptible Power Supply and life safety electrical circuit.

TekTone® recommends that the NC556 Ethernet to Fiber Converter be installed by a technician who is experienced in making multimode fiber connections.

### Listings



UL® 1069 Listed and cUL® Listed to CSA C22.2 No. 205; UL® File Number E71599. Evaluated to UL60950-1 Standard.



NC556 Ethernet to Fiber Converter

### Specifications

Dimensions:	3.7"H × 3.0"W × 0.8"D (94 mm × 76 mm × 20 mm)
Local Unit Connectors:	1 — 8P8C Female
Remote Unit Connectors:	1 — Fiber Optic SC Female
Max Data Transfer Rate:	10/100 Mbps
Max Transfer Distance:	2 km (1.2 miles)
Fiber Type:	Multi Mode
Wavelength:	1310 nm
Power Consumption:	200 mA @ 12 VDC
Enclosure Type:	Plastic
Environment:	0°C – 50°C (32°F – 122°F), 10% – 90% Relative Humidity

### Applicable Systems

Tek-CARE®120 or 160 Nurse Call Systems  
Tek-CARE®400, P5/P5+ Nurse Call Systems  
Tek-ALERT® Alert Integration Manager  
Tek-CARE®500 Wireless Nurse Call System  
Tek-CARE®700 Wander Management System

### Features

- Provides uninterrupted power
- Distinctive alarms for on battery and battery low

### Description

The PK250B Uninterruptible Power Supply (UPS) provides uninterrupted power in the event of utility power failures, brownouts and blackouts. It is for use with the NC356CE Central Equipment (CE) Module, NC455CE Central Equipment (CE) Module, NC503 Central Monitoring Dialer, and the NC475 Tek-CARE Appliance Server. Its economical cost and compact size will enhance the operation of your system.

When power is interrupted, the PK250B immediately cuts in to provide square wave power for any connected hardware until an emergency generator is activated or power is restored. In the event of a prolonged power outage, the PK250B will provide power to the limit of its battery. Battery backup for the NC475 Tek-CARE Appliance Server is rated for 10 minutes.

The unit has distinctive alarms for *on battery* and *battery low*. Other features include output receptacles for connection of equipment, and power cord for a standard 120 volt, 15 AMP power circuit.

### Specifications

**Dimensions:** 5.5"H × 10.8"W × 4.1"D  
(139.7 mm × 274.3 mm × 104.1 mm)

#### Battery:

Type: Sealed, maintenance-free lead-acid  
Capacity: 600 VA / 330 W  
Voltage: 115 VAC +/-8%  
Frequency: 50 or 60 Hz +/-0.1% (auto-sensing)  
Connections: 5x 115 VAC battery backup + surge  
2x 115 VAC surge protection only  
1x USB battery backup + surge

#### Input:

Voltage: 120 VAC  
Frequency: 50 or 60 Hz  
Connection: 5' cord with right angle plug



PK250B Uninterruptible Power Supply (UPS)

### Listings

FCC Part 15 Class B, FCC Part 68, TUV, UL® 1778, UL® 2560

### Applicable Components

NC356CE Central Equipment Module (Tek-CARE300III Nurse Call System)  
NC455CE Central Equipment Module (Tek-CARE400 P5+ Nurse Call System)  
NC475 Tek-CARE® Appliance Server



### Features

- CT400: six 6P6C connectors
- CT400P5: six 8P8C connectors
- Use CT400 for ease of wiring IR4xx-series stations, SF480-series switches and LI484Z zone lights
- Use CT400P5 to simplify wiring from IR4xx-series stations to peripheral switches
- Use CT400P5 for ease of wiring IR4xxP5-series stations and PM424ZP5 zone light modules
- Use CT400P5 to connect two or three NC415AV or NC404TS master stations to a single port on the NC120 or 160 CE Module

### Description

The CT400 and CT400P5 Splitters are used to provide room drops (similar to T-Tapping) from the station commons bus to addressable stations and zone lamps. Typically, they are used when a station commons bus is run down a hallway from corridor dome lamp to corridor dome lamp, or centrally down the hallway. Each splitter provides six jacks—an in and an out, plus up to four room drops.

The CT400 Splitter is used for stations that have 6P6C connectors and the CT400P5 is used for stations with 8P8C connectors for trunk cable wiring.


The CT400P5 Splitter may also be used for the peripheral bus—wiring from IR4xx-series stations to their peripheral switches.

The CT400P5 Splitter is also used for the Tek-CARE120 or 160 master bus to connect two or three master stations to a single port on the NC120/160 CE Module.


### Specifications

Dimensions: 2.0625"H × 1.625"W × 0.875"D  
(52 mm × 41 mm × 22 mm)

Connections: six 6P6C jacks (CT400)  
six 8P8C jacks (CT400P5)



CT400



CT400P5

CT400 6P6C Splitter, CT400P5 8P8C Splitter

### Required Components

CT400 (Commons Bus) and CT400P5 (Peripheral Bus):  
Tek-CARE®400 Nurse Call System  
PM453 Master & Station Module

CT400P5 (Commons Bus):  
Tek-CARE®400 P5/P5+ Nurse Call System  
PM455 P5 Master & Station Module  
-or-  
NC455CE Central Equipment Module

CT400P5 (Master Bus):  
Tek-CARE®120/160 Nurse Call System  
NC120/160 Central Equipment Module  
NC415AV or NC404TS Master Station

### Features

- Easy Installation
- Mounted on a flame-retardant (UL® 94V-0) plastic panel
- Simple, reliable operation

### Description

The JK300A Monitor Call Interface is for use in applications where a simple interface is needed to connect the monitor input of an IR300-series or IR400P5-series station to an external contact closure. The JK300A accepts a standard ¼" phono-type jacks and places a call if a plug is removed. A ¼" dummy plug is included for use when the monitor point is not connected to an external device. The JK300/2 Monitor Call Interface provides two ¼" jacks and two dummy plugs.

### Specifications

Dimensions:	4.5"H × 2.75"W × 1.5"D × 0.25" (114 mm × 70 mm × 38 mm × 6.5 mm)
Construction:	Reliable components mounted on a flame-retardant (UL® 94V-0) plastic panel
Connections:	Wire lead pigtails
Housing:	Single-gang electrical box or ring



JK300A, JK300/2 Monitor Call Interface

### Applicable Systems

Tek-CARE®400 P5/P5+ Nurse Call System  
IR400P5/P5+-series Multipurpose, Patient, Resident, Check-In, Staff or Duty Stations

Tek-CARE®400 Nurse Call System  
PM123 Auxiliary Input Module  
IR400-series Multipurpose, Patient, Resident, Check-In, Staff or Duty Stations

Tek-CARE®300III Nurse Call System  
IR300-series Multipurpose, Patient, Staff or Duty Stations

Tek-CARE®120 or 160 Nurse Call Systems  
PM123 Auxiliary Input Module



### Features

- Preprogrammed for use with TekTone systems
- Approximate one-mile range in ideal conditions

### Description

The NC365B Paging Transmitter receives alphanumeric messages and patient call information via serial interface and transmits the information directly to pagers. Information is sent to the transmitter at 9600 baud to minimize bottlenecks. Call type and location are determined by the system supplying information to the transmitter. The NC365B Paging Transmitter is pre-programmed for use with TekTone® systems for simplified plug-and-play setup.

The system's range depends upon the site and the transmitter's location. To determine the exact coverage, conduct a site survey. Under ideal conditions, the NC365B Paging Transmitter's range is approximately one mile. The unit includes a ¼-wave BNC-terminated antenna to provide coverage that meets most requirements.

### Specifications

Dimensions:	7.48"H × 12.99"W × 2.76"D (190 mm × 330 mm × 70 mm)
Clearance:	7.87" (200 mm) minimum clearance on all sides
Ports:	Scope protocol RS232 serial DB9 COMP2 protocol RS232 serial DB9 8 dry contact inputs configured as Normally Open (#8 is preprogrammed to send RANGE TEST to CAP code 400 using included dummy plug.)
Housing:	Surface mounted
Frequency:	457.55 MHz
Channel Spacing:	12.5 KHz
Adjacent Channel:	Better than 200nW @ 4.5 KHz deviation
Baud Rate:	9600 serial input 1200 transmit
Power:	115 VAC 0.8A, 50/60 Hz input 2 Watt output Consumption less than 50 mA standby; up to 2.4A transmit 13.8 Volts DC operating voltage



NC365B Paging Transmitter

### Required Components

NC397A Pagers plus one of these systems:

- Tek-CARE®400 P5/P5+ Nurse Call System
- Tek-CARE®400 Nurse Call System
- Tek-CARE®NC300II Nurse Call System
- Tek-CARE®120 or 160 Nurse Call System
- Tek-CARE®NC110/150/200 Nurse Call System (requires NC377-series Paging Interface Adapter/ Voltage Interface)
- Tek-CARE®500 Wireless Nurse Call System
- Tek-ALERT®Alert Integration System
- NC475 Tek-CARE® Appliance Server

Each paging system installed in the United States is required by law to have an FCC license. The FCC license can be obtained directly by the end user or through an authorized agent. The FCC application process takes approximately two weeks and provides the end user with a ten-year renewable license. To apply for an FCC license, visit: <http://wireless.fcc.gov/uls/index.htm>.

Paging is an ancillary method of call annunciation, and is not intended to replace the primary annunciation provided by the nurse call system.

### Optional Components

BA365K Battery Backup Kit

## Features

- Alphanumeric
- 2-line 20-character backlit display
- Easy to use large 4-button design
- Preprogrammed with up to 8 user-specified CAP codes
- 4 vibrate patterns and 5 tone alert styles
- Real-time clock
- Message time stamping
- Low battery indicators
- Includes holster belt clip and bungee safety cord

## Description

The NC397A Alphanumeric Pager is a radio pager with a large 2-line display. It includes a holster/belt clip and bungee safety cord. The pager is designed for use with TekTone's Tek-CARE nurse call systems, Tek-CARE500 Wireless Emergency Call System, and Tek-ALERT Alert Integration System.

The pager stores up to 60 messages of 239 characters each. Messages may be selectively deleted or locked into memory. Messages not locked into memory are automatically deleted as new messages arrive (beyond the 60 message limit), with the oldest messages deleted first.

The NC397A pager may be configured for annunciation via vibration or audible tones, and has one alarm for daily annunciation. It can be programmed to turn on and off at preset times each day.

The NC397A pager is pre-programmed to receive call information from TekTone® systems.

## Specifications

Dimensions:	2.087"H × 2.99"W × 0.67"D (53 mm × 76 mm × 17 mm) without holster belt clip
Weight:	1.76 oz. (50 g) without battery
Protocol:	POCSAG
Operating Freq:	457.550 Mhz
Power:	1 AAA battery



NC397A Alphanumeric Pager

## Required Components

NC365B Paging Transmitter  
plus one of these systems:

- Tek-CARE® 400 P5/P5+ Nurse Call System
- Tek-CARE® 400 Nurse Call System
- Tek-CARE® 300III Nurse Call System
- Tek-CARE® 120 or 160 Nurse Call System
- Tek-CARE® NC110/150/200 Nurse Call System  
(requires NC377-series Paging Interface Adapter/  
Voltage Interface)
- Tek-CARE® 500 Wireless Nurse Call System
- Tek-ALERT® Alert Integration System
- NC475 Tek-CARE® Appliance Server

Paging is an ancillary method of call annunciation, and is not intended to replace the primary annunciation provided by the nurse call system.