

User Guide



P4S5O and P8S9O



1. 5-Port, 4-Port POE Switch Series

Model: P4S5O
Total Ports: 5 x 10/100M RJ45 Ethernet Ports
PoE Ports: 4 x IEEE802.3af Ports
Power Consumption: 75W
Backplane Bandwidth: 1Gbps
Signal Lights: Power, Link/Act, PoE, Uplink Status
Size: 12" x 8.7" x 2"

2. 9-Port, 8-Port PoE Switch Series

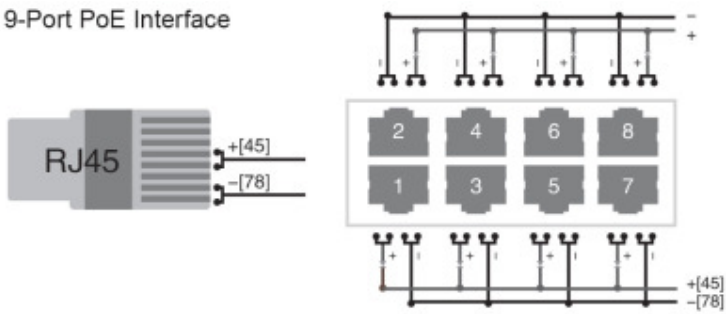
Model: P8S9O
Total Ports: 9 x 10/100M RJ45 Ethernet Port
PoE Ports: 8 x POE IEEE802.3af Port
Power Consumption: 120W
Backplane Bandwidth: 1.8Gbps
Signal Lights: Power, Link/Act, PoE, Uplink Status
Size: 12" x 8.7" x 2"

3. Features

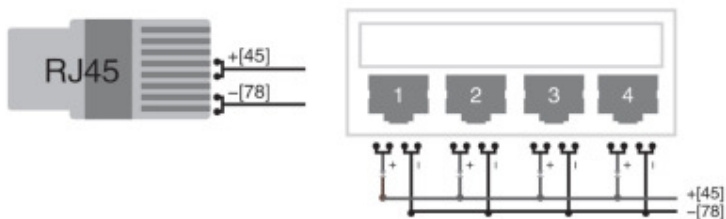
- PoE switch series is designed to supply power and maximize network safety, with features of surge protection, weather-resistance and VLAN.
- VLAN Mode:
 - When the VLAN mode is selected, each PoE port is isolated and independently connects with cameras, computers or other switches, while the uplink port connects with a router.
 - The VLAN Function helps avoid broadcast storms and ARP spoofing.
 - Surge Protection: Each port is equipped with a surge absorber which can survive under 10,000V/150A, nanosecond response time, matches with TVS diode to limit voltage spikes and eliminates surges to protect the device.
 - PoE supplies power through the IEEE802.3af standard, with maximum 0.65A and overcurrent protection.
- Easy to install with an attached bracket.
- Compact design with waterproof features.

4. POE Interface

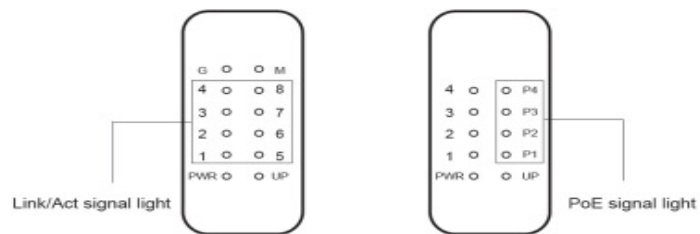
9-Port PoE Interface



5-Port PoE Interface



5. LED Signal Lights



Signal Light	State	Status
PWR	On	Power is on
	Off	No Power
PoE signal light	On	Normal operation
	Flashing	Port detecting, short circuit, or overloading
	Off	Power off or no terminal connections
Link/Act signal light	On	Normal operation
	Flashing	Normal operation with data flow
	Off	No terminal connections
Uplink signal light	On	Normal operation
	Flashing	Normal operation with data flow

7. VLAN Description

VLAN Setting:

- Move the VLAN switch to the left while the power is off to activate VLAN mode.
- If the VLAN switch is set to the right, VLAN mode is off.
- When the VLAN mode is on, ports 1-8 are isolated from each other and connect with the uplink port independently.
- When the VLAN mode is off, all ports can communicate with each other like a standard switch.

8. Specifications

- Standards: IEEE802.3x, IEEE802.1Q, IEEE802.3af, IEEE802.3, IEEE802.3u, IEEE802.3z, IEEE802.3ab
- Required Network Cable: 10 Base-T: 3 or 5 UTP 100 Base-TX: 5 UTP
- Forwarding Speed: 10/100Mbps, 148800pps
- MAC Address: 4K.
- Switch Mode: Store and transmit
- Transmission Mode: Duplex/Half duplex
- PoE Operation: Auto-senses power demanding devices
- Protocol: CSMA/CD, Supporting IEEE802.1D
- Distance Power Supplied: < 100m using the Cat5e cable
- PoE Power Pins: 4/5+, 7/8-
- Operating Temperature: -4 to 140°F (-20 to 60°C)
- Storage Temperature: -58 to 176°F (-50 to 80°C)
- Input Power: 48-57VDC (Included)

Speco Technologies is constantly developing and improving products

We reserve the right to modify product design and specifications without notice and without incurring any obligation.

Speco Technologies • 200 New Highway • Amityville • NY • 11701 • www.specotech.com

Rev. 04/08/20