

KEEPING YOU **IN CHARGE**



**WITH RELIABLE AND
INNOVATIVE BATTERY
SOLUTIONS**

KEEPING YOU **IN CHARGE**

POWER SONIC have been delivering quality, reliable and safe battery solutions worldwide since 1970.

Our battery solutions are designed and manufactured using the latest state-of-the-art equipment and subject to the most stringent quality control. This process is key to ensuring both consistency and reliability with any product that carries the Power Sonic name.

Our range of battery solutions include valve regulated lead acid (VRLA), often called sealed lead acid (SLA) and lithium iron phosphate (LiFePO4) technologies, chargers and related accessories.



KEY MARKET SECTORS



Industrial Automation



Powersports



Life Safety



Utilities and Infrastructure



Medical

QUALITY APPROVED PRODUCTS AND MANUFACTURING PROCESSES



Intertek



PS SERIES

RECHARGEABLE SEALED LEAD ACID BATTERIES



Fire & Security



General Purpose



Emergency Lighting



Medical

Power Sonic's PS series of sealed lead acid batteries have been designed with AGM (Absorbent Glass Mat) technology to ensure superior performance and reliability.

They have been engineered specifically for use in general purpose float and light cyclic applications including security and fire protection systems, emergency lighting, UPS, toys and medical devices.

POWER PS SONIC
TRUSTED BATTERY SOLUTIONS

power-sonic.com



PS SERIES

Rechargeable Sealed Lead Acid Batteries

FEATURES

- General purpose VRLA battery
- Absorbent Glass Mat (AGM) technology for superior performance
- Power and volume ratio yielding unrivalled energy density
- VdS approved models
- Valve regulated, maintenance free spill proof construction
- Rugged impact resistant ABS case and cover flame retardant to UL94:HB and UL94:V0
- Low discharge rate for long shelf life



SPECIFICATIONS

Model	Nominal Voltage	Design Life in float service 68°F (20°C)	Rated Capacity (AH)				Approx. Dimensions: inch (mm)								Approx. Weight		Terminal Type
			20-hr	10-hr	5-hr	1-hr	Length		Width		Height		Total Height		lbs.	kgs.	
							1.80V/cell	1.80V/cell	1.75V/cell	1.60V/cell	inch	mm	inch	mm			
PS-260	2	5	6.0	5.4	4.9	3.6	1.97	50	1.34	34	3.94	100	4.13	105	0.89	0.4	F1
PS-435ST	4	5	3.5	3.3	2.9	2.1	3.54	90	1.34	34	2.32	59	2.56	65	0.99	0.45	F1
PS-445	4	5	4.5	4.2	3.8	2.7	1.89	48	2.09	53	3.70	94	3.86	98	1.3	0.59	F2
PS-490S	4	10 - 12	9.0	8.3	7.7	5.6	4.01	102	1.73	44	3.74	95	4.02	102	2.2	1	F2
PS-4100	4	5	10.0	9.3	8.5	6.2	4.01	102	1.97	50	3.70	94	3.85	98	2.5	1.13	F1
PS-610	6	5	1.0	0.9	0.8	0.6	2.00	51	1.65	42	2.00	51	2.20	56	0.55	0.25	F1
PS-612	6	5	1.2	1.1	1.0	0.7	3.82	97	0.94	24	2.00	51	2.20	56	0.64	0.29	F1
PS-612ST	6	5	1.2	1.1	1.0	0.7	3.82	97	0.94	24	2.00	51	2.20	56	0.64	0.29	F1
PS-621	6	5	2.0	1.9	1.7	1.2	1.69	43	1.46	37	2.99	76	2.99	76	0.75	0.34	F1
PS-628	6	5	2.9	2.6	2.5	1.8	2.60	66	1.30	33	3.86	98	4.06	103	1.3	0.59	F1
PS-630	6	5	3.5	3.3	3.0	2.2	5.28	134	1.34	34	2.35	60	2.56	65	1.37	0.62	F1
PS-630ST	6	5	3.5	3.3	3.0	2.2	5.28	134	1.34	34	2.35	60	2.56	65	1.37	0.62	F1
PS-632	6	5	3.5	3.3	3.0	2.2	2.60	66	1.30	33	4.65	118	4.80	122	1.57	0.71	F1
PS-640	6	5	4.5	4.1	3.3	2.8	2.76	70	1.86	47	3.94	100	4.25	108	1.79	0.81	F1
PS-650LF & LS	6	5	5.0	4.3	4.0	3.0	2.64	67	2.64	67	3.94	100	4.64	118	1.8	0.82	F1/SP
PS-665	6	5	6.5	6.1	5.5	4.0	3.86	98	2.20	56	3.78	96	4.02	102	2.7	1.22	FP
PS-670	6	5	7.0	6.3	6.0	4.3	5.95	151	1.34	34	3.70	94	3.94	100	2.42	1.1	F1
PS-682	6	5	8.5	7.9	7.3	5.3	3.86	98	2.20	56	4.65	118	4.72	120	3.35	1.52	F1
PS-6100	6	5	12.0	11.5	10.5	7.3	5.95	151	2.00	51	3.70	94	3.86	98	4.3	1.95	F1/F2
PS-6120S FR	6	10 - 12	12.0	11.2	10.2	7.5	5.95	151	2.00	51	3.70	94	3.94	100	4.3	1.95	F1
PS-6120FP	6	5	13.0	12.2	11.1	8.0	4.25	108	2.80	71	5.55	141	5.55	141	4.8	2.18	FP
PS-6200	6	5	20.0	18.6	17.0	12.4	6.18	157	3.27	83	4.92	125	4.92	125	7.1	3.22	NB1

FURTHER INFORMATION

Please refer to our website www.power-sonic.com for a complete range of useful downloads, such as product catalogs, material safety data sheets (MSDS), ISO certification, etc.



PS SERIES

Rechargeable Sealed Lead Acid Batteries
(continued)

SPECIFICATIONS (continued)

Model	Nominal Voltage	Design Life in float service 68°F (20°C)	Rated Capacity (AH)				Approx. Dimensions: inch (mm)								Approx. Weight		Terminal Type
			20-hr	10-hr	5-hr	1-hr	Length		Width		Height		Total Height		lbs.	kgs.	
							Years	1.80V/cell	1.80V/cell	1.75V/cell	1.60V/cell	inch	mm	inch			
PS-6360	6	5	36.0	33.5	30.6	22.3	6.25	159	3.35	85	6.50	165	6.93	176	12.1	5.49	F2/NB1
PS-6580	6	5	58.0	56.0	50.0	35.0	7.28	185	4.41	112	8.07	205	8.07	205	19.5	8.8	F2
PS-62000	6	5	210.0	200.0	180.0	134.0	12.05	306	6.65	169	8.65	220	8.96	228	63.9	29	T8
PS-832	8	5	3.2	3.0	2.7	2.0	5.29	134	1.44	36.5	2.49	63	2.70	69	1.65	0.75	F1
PS-1208JST FR	12	5	0.8	0.7	0.7	0.5	3.78	96	0.98	25	2.44	62	2.44	62	0.77	0.35	JST
PS-1208WL	12	5	0.8	0.7	0.7	0.5	3.78	96	0.98	25	2.44	62	2.44	62	0.77	0.35	WL
PS-1212	12	5	1.4	1.3	1.2	0.8	3.78	96	1.69	43	2.04	52	2.28	58	1.2	0.54	F1
PS-1221SL	12	5	2.0	1.9	1.7	1.2	5.91	150	0.80	20	3.52	89	3.52	89	1.5	0.68	F1/0
PS-1223	12	5	2.3	2.3	2.0	1.4	7.17	182	0.94	24	2.40	61	2.40	61	1.7	0.77	PC
PS-1220	12	5	2.5	2.2	2.0	1.5	7.00	178	1.38	35	2.36	60	2.56	65	2.1	0.95	F1
PS-1228	12	5	2.8	2.5	2.4	1.7	5.24	133	1.30	33	3.82	97	4.09	104	2.6	1.18	F1
PS-1227	12	5	2.9	2.6	2.5	1.8	3.11	79	2.20	56	3.90	99	4.13	105	2.4	1.09	F1
PS-1229L	12	5	2.9	2.7	2.5	1.8	7.00	178	1.38	35	2.36	60	2.60	66	2.3	1.04	F1
PS-1230	12	5	3.4	3.3	2.9	2.2	5.24	133	2.64	67	2.36	60	2.60	66	2.9	1.32	F1
PS-1238	12	5	3.8	3.5	3.2	2.4	7.68	195	1.85	47	2.91	74	2.99	76	3.5	1.59	F1
PS-1242	12	5	4.5	4.2	3.8	2.7	3.54	90	2.76	70	3.98	101	4.21	107	3.26	1.48	F1
PS-1250	12	5	5.0	4.5	3.8	2.9	3.54	90	2.76	70	3.98	101	4.21	107	3.5	1.59	F1/F2
PS-1270	12	5	7.0	6.5	6.0	4.5	5.94	151	2.56	65	3.70	94	3.86	98	4.8	2.18	F1/F2
PS-1280	12	5	8.0	7.2	6.7	4.9	5.94	151	2.56	65	3.72	94.5	3.90	99	5.6	2.54	F1/F2
PS-1282L	12	5	9.0	8.1	7.7	5.6	7.72	196	2.20	56	4.65	118	4.65	118	6.9	3.13	F1
PS-1282SH	12	5	9.0	8.1	7.7	5.6	3.86	98	4.40	112	4.65	118	4.65	118	6.90	3.13	F1
PS-1290	12	5	9.0	8.1	7.2	5.4	5.94	151	2.56	65	3.70	94	3.86	98	6.00	2.72	F2/NB1
PS-12100H	12	5	10.5	10.0	9.4	6.8	5.94	151	2.56	65	4.40	112	4.67	118	7.23	3.28	F2
PS-12100	12	5	12.0	11.5	10.0	9.0	5.94	151	4.00	102	3.70	94	3.86	98	8.14	3.69	F1/F2
PS-12120L	12	5	12.0	11.9	11.1	8.0	8.45	215	2.75	70	5.75	146	5.75	146	8.80	3.99	FP
PS-12120	12	5	12.0	11.0	10.5	7.3	5.94	151	3.86	98	3.66	93	3.86	98	7.92	3.59	F2/NB1
PS-12120S	12	10 - 12	12.7	12.0	10.4	7.4	5.94	151	3.86	98	3.74	95	3.98	101	8.38	3.8	F1
PS-12140	12	5	14.0	13.0	12.5	8.5	5.94	151	3.86	98	3.70	94	3.94	100	9.25	4.2	F2
PS-12180S	12	10 - 12	18.0	17.0	16.0	11.1	7.13	181	3.00	76	6.57	167	6.57	167	12.60	5.72	F2/NB2/T12
PS-12180S FR	12	10 - 12	18.0	17.0	16.0	11.1	7.13	181	3.00	76	6.57	167	6.57	167	12.60	5.72	F2/NB2/T12
PS-12200	12	5	20.0	18.6	17.0	12.6	7.13	181	3.00	76	6.57	167	6.50	165	12.74	5.78	T12
PS-12200S	12	10 - 12	20.0	19.0	17.0	12.0	7.13	181	3.00	76	6.57	167	6.50	165	12.74	5.78	NB
PS-12260S	12	10 - 12	26.0	24.0	22.0	16.1	6.56	167	6.97	177	4.92	125	4.92	125	17.00	7.71	F2/NB2/T12
PS-12280	12	5	28.0	26.2	24.5	18.6	6.50	165	4.92	125	6.97	177	6.97	177	20.70	9.39	NB1
PS-12280S	12	10 - 12	29.6	28.0	24.3	17.2	6.50	165	4.92	125	6.97	177	6.89	175	20.90	9.5	T12
PS-12330	12	5	33.0	30.0	26.0	19.8	7.72	196	5.14	131	6.22	158	7.00	176	23.00	10.5	NB3

FURTHER INFORMATION

Please refer to our website www.power-sonic.com for a complete range of useful downloads, such as product catalogs, material safety data sheets (MSDS), ISO certification, etc.



PS SERIES

Rechargeable Sealed Lead Acid Batteries
(continued)

SPECIFICATIONS (continued)

Model	Nominal Voltage	Design Life in float service 68°F (20°C)	Rated Capacity (AH)				Approx. Dimensions: inch (mm)								Approx. Weight		Terminal Type
			20-hr	10-hr	5-hr	1-hr	Length		Width		Height		Total Height		lbs.	kgs.	
							Years	1.80V/cell	1.80V/cell	1.75V/cell	1.60V/cell	inch	mm	inch			
PS-12350	12	5	35.0	33.0	31.0	25.0	7.72	196	5.14	131	6.22	158	7.00	176	24.70	11.2	NB3/T6
PS-12350S	12	10 - 12	35.0	32.6	29.8	22.0	7.72	195	5.12	130	6.46	164	7.09	180	24.69	11.2	T5
PS-12400	12	5	40.0	38.0	33.5	24.0	7.76	197	6.50	165	6.69	170	6.69	170	29.10	13.2	NB4
PS-12400S FR	12	10 - 12	40.6	38.0	33.1	23.6	7.76	197	6.50	165	6.69	170	6.69	170	29.10	13.2	T6
PS-12550	12	5	55.0	51.0	44.0	30.6	9.04	230	5.45	138	8.15	207	8.98	228	36.00	16.33	T6/U
PS-12550S	12	10 - 12	58.8	55.0	47.9	34.1	8.98	228	5.39	137	8.27	210	8.50	216	39.00	17.7	T6
PS-12700S FR	12	10 - 12	75.0	70.0	60.9	43.4	13.70	348	6.57	167	7.01	178	7.01	178	52.90	24	T6
PS-12750S	12	10 - 12	75.0	72.0	68.0	47.0	10.25	260	6.60	168	8.15	207	8.98	228	50.60	22.95	T6/U
PS-121000S	12	10 - 12	100.0	95.2	83.0	57.9	12.00	305	6.60	168	8.15	207	8.98	228	67.50	30.6	T6/U
PS-121100S	12	10 - 12	110.0	103.0	88.5	61.8	13.00	330	6.73	171	8.35	212	8.66	220	69.50	31.52	T11
PS-121400S FR	12	10 - 12	140.0	135.0	120.0	84.0	13.50	343	6.73	171	10.80	274	11.15	283	99.00	44.91	T11
PS-122500	12	5	260.0	250.0	215.4	152.5	20.55	522	10.55	268	8.66	220	8.90	226	161.00	73	T11



A number of our PS range of batteries are VdS approved. VdS is one of the world's leading inspection and certification companies in the fire protection and security industry. They set international standards with the publication of a comprehensive set of rules and guidelines for fire protection and safety equipment. VdS is one of the only testing institutes certifying sealed lead acid batteries, our VdS approved batteries are indispensable for the reliability of many security and fire systems. The VdS quality seal certifies that our batteries are of optimum quality for use in fire, security and life safety applications.

SPECIFICATIONS (VdS Approved)

Model	Nominal Voltage	Design Life in float service 68°F (20°C)	Rated Capacity (AH)				Approx. Dimensions: inch (mm)								Approx. Weight		Terminal Type
			20-hr	10-hr	5-hr	1-hr	Length		Width		Height		Total Height		lbs.	kgs.	
							Years	1.80V/cell	1.80V/cell	1.75V/cell	1.60V/cell	inch	mm	inch			
PS-6100VdS	6	10 - 12	10.0	9.3	8.5	6.3	5.94	151	2.01	51	3.70	94	3.94	100	4.30	1.95	F1
PS-1212VdS	12	5	1.2	1.1	1.0	0.7	3.82	97	1.69	43	2.05	52	2.28	58	1.26	0.57	F1
PS-1221VdS	12	5	2.1	1.9	1.7	1.2	7.01	178	1.38	35	2.36	60	2.60	66	2.12	0.96	F1
PS-1230VdS	12	5	3.4	3.2	2.9	2.1	5.28	134	2.64	67	2.38	60.5	2.62	66.5	2.98	1.35	F1
PS-1270VdS	12	5	7.0	6.5	5.8	4.3	5.94	151	2.56	65	3.70	94	3.94	100	4.81	2.18	F1/F2
PS-12120VdS	12	5	12.0	11.2	10.2	7.5	5.94	151	3.86	98	3.74	95	3.98	101	7.72	3.5	F1
PS-12170VdS	12	10 - 12	17.0	16.0	14.2	9.8	7.15	181.5	3.03	77	6.59	167.5	6.59	167.5	12.57	5.7	T12
PS-12260VdS	12	10 - 12	26.0	24.2	22.1	16.3	6.56	166.5	6.89	175	4.65	118	4.92	125	17.20	7.8	T12
PS-12380VdS	12	10 - 12	38.0	36.1	31.1	22.0	7.76	197	6.50	165	6.69	170	6.69	170	29.10	13.2	T6
PS-12450VdS	12	10 - 12	45.0	42.0	36.6	26.0	7.76	197	6.50	165	6.69	170	6.69	170	32.00	14.5	T6
PS-12650VdS	12	10 - 12	65.0	61.8	53.0	37.7	13.70	348	6.57	167	7.01	178	7.01	178	46.30	21	T6

FURTHER INFORMATION

Please refer to our website www.power-sonic.com for a complete range of useful downloads, such as product catalogs, material safety data sheets (MSDS), ISO certification, etc.

PG SERIES

LONG LIFE RECHARGEABLE SEALED LEAD ACID BATTERIES



Fire & Security



Telecomms



Emergency Lighting



Utility



Solar



Wind



UPS

With a thicker plate design and use of high purity lead, the Power Sonic PG series provides a longer design life for those critical standby power applications.

The long life lead acid battery has been specifically designed to offer superb high-rate discharge characteristics ensuring reliable performance in a number of applications including UPS, telecoms and emergency lighting. The rugged impact resistant battery is available to UL94:V0 flame retardant rating.

Power Sonic's state-of-the-art manufacturing and process control combined with meticulous quality assurance procedures guarantee consistent and dependable performance.

POWER PS SONIC
TRUSTED BATTERY SOLUTIONS

power-sonic.com



PG SERIES

Long Life Rechargeable
Sealed Lead Acid Batteries

BATTERIES WITH:
UL94:HB CASE AND COVER



FEATURES


- Long service life VRLA battery
- Superb high-rate discharge characteristics ensures reliable performance in UPS and telecom applications
- Absorbent Glass Mat (AGM) technology for superior performance
- Lead-calcium alloy grids and the use of high purity lead account for superior shelf-life characteristics, permitting storage for extended periods of time.
- Thick plate design and efficient gas recombination that yield a design life expectancy of up to 12 years in standby mode.
- Proven valve regulated technology that guarantees safe operation without maintenance
- Rugged impact resistant ABS case and cover, available to UL94:V0 flame retardant

SPECIFICATIONS – UL94:HB CASE AND COVER

Model	Nominal Voltage	Rated Capacity (AH)				Approx. Dimensions: inch (mm)								Approx. Weight		Terminal Type
		20-hr	10-hr	5-hr	1-hr	Length		Width		Height		Total Height		lbs.	kgs.	
		1.80V/cell	1.80V/cell	1.75V/cell	1.67V/cell	inch	mm	inch	mm	inch	mm	inch	mm			
PG-12V5.4	12	5.40	4.65	4.20	3.04	5.94	151	2.09	53	3.66	93	3.90	99	3.86	1.75	F1 F2
PG-12V6	12	5.80	5.58	5.05	3.64	3.54	90	2.76	70	3.98	101	4.21	107	4.15	1.88	F2
PG-12V7.6	12	7.80	7.28	6.50	4.74	5.94	151	2.56	65	3.70	94	3.94	100	5.51	2.5	F2
PG-12V9	12	8.50	7.93	7.15	5.31	5.94	151	2.56	65	3.68	93.5	3.90	99	5.51	2.5	F2
PG-12V14	12	14.00	13.00	11.90	8.79	5.94	151	3.86	98	3.74	95	3.98	101	8.93	4.05	F2
PG-12V21	12	18.9	18.0	16.0	11.0	7.13	181	3.03	77	6.59	167.5	6.59	167.5	13.2	6	T12
PG-12V28H	12	28.0	26.0	23.8	17.6	6.50	165	4.92	125	6.89	175	6.89	175	20.1	9.1	T12
PG-12V30	12	29.6	28.0	24.3	17.2	6.54	166	6.89	175	4.92	125	4.92	125	19	8.6	T12
PG-12V45	12	45.0	42.0	36.6	26.0	7.76	197	6.50	165	6.69	170	6.69	170	32	14.5	T6
PG-12V60	12	60.0	56.0	47.5	33.0	9.04	230	5.45	138	8.15	207	8.43	214	36	16.3	T6
PG-12V65	12	65.0	60.0	52.2	37.2	10.24	260	6.61	168	8.27	210	8.50	216	46.3	21	T6
PG-12V80	12	80.2	75.0	65.3	46.5	10.20	259	6.61	168	8.19	208	8.43	214	50.7	23	T6
PG-12V100	12	104.0	100.0	87.0	60.8	12.05	306	6.61	168	8.27	210	8.51	216	69.5	31.5	T6
PG-12V110	12	111.0	103.0	88.5	61.8	13.00	330	6.80	173	8.35	212	8.66	220	70	31.8	T11
PG-12V130	12	128.4	120.0	104.4	74.4	16.06	408	6.97	177	8.86	225	8.86	225	82.9	37.6	T11
PG-12V150	12	154.0	144.0	120.5	84.0	13.50	343	6.73	171	10.79	274	11.02	280	99	44.9	T11
PG-12V160	12	166.0	153.0	131.5	91.8	19.10	485	6.70	170	9.53	242	9.53	242	103	46.7	T11
PG-12V220	12	226.0	210.0	180.5	126.0	20.55	522	9.45	240	8.58	218	8.82	224	144.0	65.3	T11
PG-12V250	12	268.0	250.0	217.5	155.0	20.55	522	10.55	268	8.66	220	8.90	226	163.1	74	T11

FURTHER INFORMATION

Please refer to our website www.power-sonic.com for a complete range of useful downloads, such as product catalogs, material safety data sheets (MSDS), ISO certification, etc.



PG SERIES

Long Life Rechargeable
Sealed Lead Acid Batteries

BATTERIES WITH:
**UL94:V0 FLAME RETARDANT
CASE AND COVER (FR)**



FEATURES

- Long service life VRLA battery
- Superb high-rate discharge characteristics ensures reliable performance in UPS and telecom applications
- Absorbent Glass Mat (AGM) technology for superior performance
- Lead-calcium alloy grids and the use of high purity lead account for superior shelf-life characteristics, permitting storage for extended periods of time.
- Thick plate design and efficient gas recombination that yield a design life expectancy of up to 12 years in standby mode.
- Proven valve regulated technology that guarantees safe operation without maintenance
- Rugged impact resistant ABS case and cover, available to UL94:V0 flame retardant

SPECIFICATIONS – UL94:V0 FLAME RETARDANT CASE AND COVER

Model	Nominal Voltage	Rated Capacity (AH)				Approx. Dimensions: inch (mm)								Approx. Weight		Terminal Type
		20-hr	10-hr	5-hr	1-hr	Length		Width		Height		Total Height		lbs.	kgs.	
		1.80V/cell	1.80V/cell	1.75V/cell	1.67V/cell	inch	mm	inch	mm	inch	mm	inch	mm			
PG-6V210 FR	6	226.0	210.0	180.5	126.0	12.70	323	7.00	178	8.98	228	9.21	234			T11
PG-12V28 FR	12	30.0	28.0	25.5	18.6	6.56	167	6.96	177	4.92	125	4.92	125			T12
PG-12V35 FR	12	36.0	35.0	32.5	27.0	7.80	198	5.20	132	6.22	158	6.65	169			T6
PG-12V42 FR	12	45.0	42.0	36.0	25.2	7.76	197	6.50	165	6.69	170	6.69	170			T6
PG-12V60 FR	12	60.0	56.0	47.5	33.0	9.04	230	5.45	138	8.15	207	8.43	214	36	16.3	T6
PG-12V75 FR	12	80.0	75.0	64.5	45.0	13.70	348	6.57	167	7.00	178	7.00	178			T6
PG-12V75T FR	12	80.0	75.0	64.5	45.0	10.24	260	6.61	168	8.27	210	8.51	216			T6
PG-12V100 FR	12	104.0	100.0	87.0	60.8	12.05	306	6.61	168	8.27	210	8.51	216	69.5	31.5	T6
PG-12V110 FR	12	111.0	103.0	88.5	61.8	13.00	330	6.80	173	8.35	212	8.66	220	70	31.8	T11
PG 12V120 FR	12	129.0	124.0	106.5	74.4	16.14	410	6.97	177	8.86	225	8.86	225			T11
PG-12V150 FR	12	154.0	144.0	120.5	84.0	13.50	343	6.73	171	10.79	274	11.02	280	99	44.9	T11
PG-12V160 FR	12	166.0	153.0	131.5	91.8	19.10	485	6.70	170	9.53	242	9.53	242	103	46.7	T11
PG-12V220 FR	12	226.0	210.0	180.5	126.0	20.55	522	9.45	240	8.58	218	8.82	224	144	65.3	T11

FURTHER INFORMATION

Please refer to our website www.power-sonic.com for a complete range of useful downloads, such as product catalogs, material safety data sheets (MSDS), ISO certification, etc.

PSL SERIES

RECHARGEABLE LITHIUM IRON PHOSPHATE BATTERIES



Medical



Solar



Wind



Mobility



Data Center



Transport



Sport & Recreation



Utility

Power Sonic's PSL series of LiFePO₄ batteries have been designed and developed to provide a lighter, higher power and longer life solution to lead acid batteries.

LiFePO₄ batteries last longer and can produce 10 times the number of cycles than a typical lead acid battery. At only 40% of the weight of the equivalent lead acid battery our LiFePO₄ range is ideal for those applications that need to be lighter and more mobile but deliver the same power.

LiFePO₄ is much safer than other lithium technologies, and reduces the risk of explosion or combustion due to high impact, over-charging or short circuit situations. Not only will they not catch fire, but the "dry cell" construction of LiFePO₄ batteries eliminates the use of poisonous lead and harmful sulphuric acid. They can be mounted in any direction, and will never leak acid.

POWER PS SONIC
TRUSTED BATTERY SOLUTIONS

power-sonic.com



PSL SERIES

Rechargeable Lithium Iron Phosphate Batteries



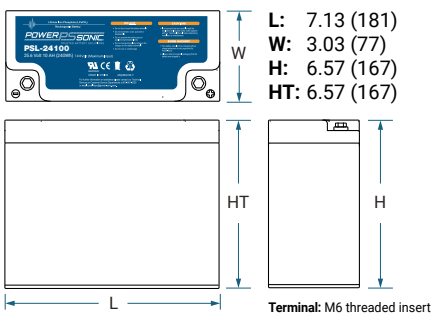
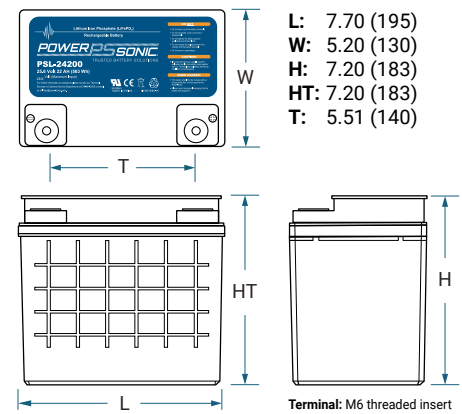
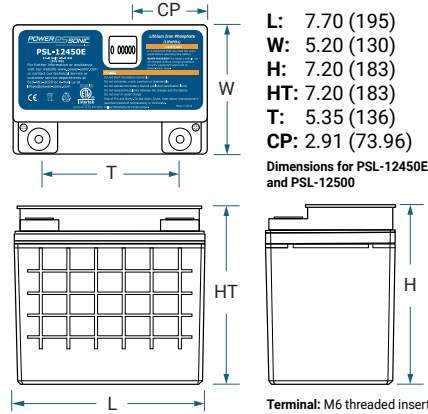
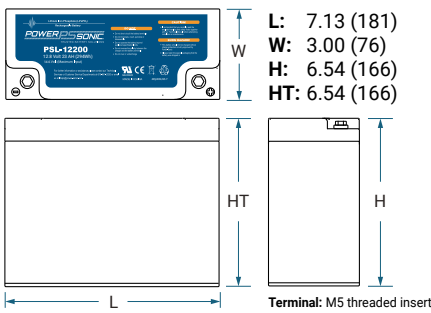
PCM FEATURES

- Balancing function for cells
- Over-current protection
- Over-voltage protection
- Over-discharge protection
- Short-circuit protection

BATTERY FEATURES

- High performance LiFePO4 battery
- Compact and only 40% of the weight of comparable lead acid battery
- Up to 10 times more cycles than lead acid batteries
- Faster charging and lower self-discharge
- Delivers twice the power of lead acid batteries, even high discharge rate, while maintaining high energy capacity
- Super safe chemistry reducing the risk of explosion or combustion due to high impact, over-charging or short circuit situation
- Rugged impact resistant ABS case and cover flame retardant to UL94:V0

PHYSICAL DIMENSIONS: inch (mm) Tolerances are +/- 0.04 in. (+/- 1mm) and +/- 0.08 in. (+/- 2mm) for height dimensions. All data subject to change without notice.

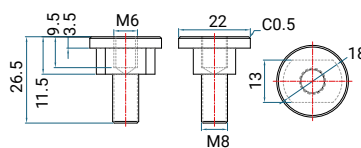


TERMINALS: (mm)

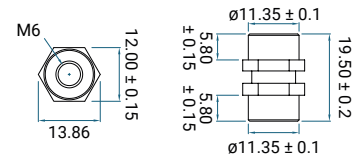
M5 threaded insert (female-threaded)



M6 threaded insert (female-threaded)



M6 threaded insert (female-threaded)



SPECIFICATIONS

Model	Battery Type*	Nominal Voltage V	Rated Capacity AH	Dimensions: inch (mm)						Weight		Terminal Type Standard		
				Length		Width		Height		Total Height			lbs.	kgs.
PSL-12200	E2/E3	12.8	23.0	7.13	181	3.00	76	6.54	166	6.54	166	6.2	2.8	M5
PSL-12450E	E3	12.8	45.0	7.70	195	5.20	130	7.20	183	7.20	183	12.8	5.8	M6
PSL-12500	E3	12.8	50.4	7.70	195	5.20	130	7.20	183	7.20	183	12.8	5.8	M6
PSL-24100	E2	25.6	10.0	7.13	195	3.03	77	6.57	167	6.57	167	6.1	2.75	M6
PSL-24200	E2	25.6	22.0	7.70	181	5.20	130	7.20	183	7.20	183	13.0	5.9	M6

* E2 - with simple PCM (no communication port). E3 - with SMBus series PCM (with communication port).

Power Sonic's E3 models have an integrated battery management system (BMS) that controls the parameters of the battery to provide optimum safety and performance. Enhanced design balances the battery cells and protects against over-charging or over-discharging.

FURTHER INFORMATION

Please refer to our website www.power-sonic.com for a complete range of useful downloads, such as product catalogs, material safety data sheets (MSDS), ISO certification, etc.



PSL-BTC/BTP SERIES

RECHARGEABLE LITHIUM IRON PHOSPHATE BATTERIES

LiFePO4 Bluetooth® Series



Medical



Solar



Wind



Mobility



Data Center



Transport



Sport & Recreation



Utility

Utilizing an intelligent BMS and Bluetooth® communication, the Power Sonic PSL Bluetooth® series ensures you can monitor your battery status and localize any potential issues.

The PSL Bluetooth® series is a drop-in replacement for lead acid batteries, bringing with it all the benefits of lithium technology combined with an intelligent battery management system (BMS). It delivers a 70% weight reduction, a superior cycle life and, as it utilizes LiFePO4 technology, a much safer solution than alternative lithium technologies.

At the heart of every Power Sonic lithium battery is an intelligent BMS that monitors and reacts to multiple voltage, current, and temperature events to maximize performance, battery life and safety. Now with a free Bluetooth® app available you can get instant access to the battery state of charge (SOC), voltage, cycles and a complete log on any potential issues.

POWER PS SONIC
TRUSTED BATTERY SOLUTIONS

power-sonic.com



PSL-BTC/BTP SERIES

Rechargeable Lithium Iron Phosphate Battery
PSL BTC/BTP – LiFePO4 Bluetooth® Series

BMS FEATURES

- Balancing function for cells
- Over-current protection
- Over-charge protection
- Over-discharge protection
- Over-temperature protection



FEATURES

- Compact and only 40% of the weight of comparable lead acid batteries
- Up to 10 times more cycles than lead acid batteries
- Faster charging and lower self-discharge
- Delivers twice the power of lead acid batteries, even high discharge rate, while maintaining high energy capacity
- Super safe chemistry reducing the risk of explosion or combustion due to high impact, over-charging or short circuit situation
- Rugged impact resistant ABS case and cover flame retardant to UL94:V0
- Battery Management System (BMS) controls the parameters of the battery to provide optimum safety and performance
- BMS enhanced design balances the battery cells and protects against overcharging and discharging
- Bluetooth® communication capability for battery status through Power Sonic app

SPECIFICATIONS

Model	Battery Management System	Bluetooth® Communication	Nominal Voltage	Rated Capacity AH	Approx. Dimensions: inch (mm)						Approx. Weight		Terminal Type
					Length		Width		Height		lbs.	kgs.	
					inch	mm	inch	mm	inch	mm			
PSL-BTC-1290	✓	✓	12.8V	9Ah	5.94	151	2.55	65	3.74	95	2.64	1.2	F2
PSL-BTC-12120	✓	✓	12.8V	12Ah	5.94	151	3.87	98.5	3.74	95	3.52	1.6	F2
PSL-BTP-12200	✓	✓	12.8V	20Ah	7.13	181	3.00	76	6.50	165	6.61	3	M6
PSL-BTP-12500	✓	✓	12.8V	50Ah	7.72	196	6.50	165	6.85	174	14.33	6.5	M8
PSL-BTP-12750	✓	✓	12.8V	75Ah	10.24	260	6.62	168	8.39	213	21.60	9.8	M8
PSL-BTP-121000	✓	✓	12.8V	100Ah	12.52	318	6.50	165	8.47	215	28.20	12.8	M8
PSL-BTP-121250	✓	✓	12.8V	125Ah	12.51	318	6.49	165	8.46	215	32.80	14.9	M8
PSL-BTP-121500	✓	✓	12.8V	150Ah	19.09	485	6.70	170	9.45	240	44.53	20.2	M8
PSL-BTP-122000	✓	✓	12.8V	200Ah	19.03	483.5	6.70	170	9.50	241	53.35	24.2	M8
PSL-BTP-123000	✓	✓	12.8V	300Ah	20.48	520	10.55	268	8.72	221.6	83.11	37.7	M8
PSL-BTP-24500	✓	✓	25.6V	50Ah	12.52	318	6.50	165	8.47	215	27.11	12.3	M8
PSL-BTP-241000	✓	✓	25.6V	100Ah	19.03	483.5	6.69	170	9.49	241	54.60	24.8	M8

FURTHER INFORMATION

Please refer to our website www.power-sonic.com for a complete range of useful downloads, such as product catalogs, material safety data sheets (MSDS), ISO certification, etc.

PSL-SC RANGE

RECHARGEABLE LITHIUM IRON PHOSPHATE BATTERIES

LiFePO4 Series Connection Range



Medical



Solar



Wind



Mobility



Data Center



Transport



Sport & Recreation



Utility

Combining proven lithium technology with an intelligent battery management system (BMS), the Power Sonic PSL-SC range delivers a battery that lasts longer, weighs less and charges quicker than the equivalent lead acid battery.

At the heart of every Power Sonic lithium battery is an intelligent BMS that monitors and reacts to multiple voltage, current, and temperature events to maximize performance, battery life and safety.

With its advanced BMS design, the PSL-SC range can be connected in a series or parallel configuration of up to 6 batteries (model dependent) providing a solution for higher voltage and higher capacity applications.

POWER PS SONIC
TRUSTED BATTERY SOLUTIONS

power-sonic.com



PSL-SC SERIES

Rechargeable Lithium Iron Phosphate Batteries
PSL-SC – LiFePO4 Series Connection Range

APPROVALS

- UL 1642 cell certificate
- IEC 62133 cell certificate
- UN 38.3 certified
- ISO9001:2015 - Quality management systems



INTELLIGENT BATTERY MANAGEMENT SYSTEM

The PSL-SC Series comes with an intelligent battery management system which monitors current and voltages during charge and discharge. This protects the battery from over-charge and over-discharge.

The BMS embeds smart balancing algorithms that control all cell voltages in the battery, making sure they are constantly at the same voltage level, optimizing battery capacity.

BATTERY FEATURES

- Super safe lithium iron phosphate (LiFePO4) chemistry reducing the risk of explosion or combustion due to high impact, over-charging or short circuit situation
- Battery Management System (BMS) controls the parameters of the battery to provide optimum safety by protecting against over-charging and over-discharging
- BMS enhanced design balances the battery cells, optimizing battery performance
- Higher capacity or voltage capability through parallel or serial connections
- Delivers twice the power of lead acid batteries, even at high discharge rates, while maintaining constant power
- Faster charging and lower self-discharge
- Up to 10 times more cycles than lead acid batteries
- Compact and only 40% of the weight of comparable lead acid batteries
- Rugged impact resistant ABS case and cover flame retardant to UL94:V0

Model	Battery Management System	Series Connection*	Nominal Voltage	Rated Capacity AH	Approx. Dimensions: inch (mm)						Approx. Weight		Terminal Type
					Length		Width		Height		lbs.	kgs.	
					inch	mm	inch	mm	inch	mm			
PSL-SC-1270	✓	✓	12.8V	7.2Ah	5.94	151	2.55	65	3.74	95	2.00	0.9	F2
PSL-SC-1290	✓	✓	12.8V	9Ah	5.94	151	2.55	65	3.74	95	2.64	1.2	F2
PSL-SC-12100	✓	✓	12.8V	10Ah	5.94	151	3.90	98	4.00	101	2.90	1.3	F2
PSL-SC-12120	✓	✓	12.8V	12Ah	5.94	151	3.87	98.5	3.74	95	3.52	1.6	F2
PSL-SC-12200	✓	✓	12.8V	20Ah	7.13	181	3.00	76	6.50	165	6.61	3	NB
PSL-SC-12350-GU1	✓	✓	12.8V	35Ah	7.80	197	6.50	165	6.70	171	9.70	4.4	T11
PSL-SC-12500	✓	✓	12.8V	50Ah	7.72	196	6.50	165	6.85	174	14.33	6.5	T11
PSL-SC-12750-G24	✓	✓	12.8V	75Ah	10.24	260	6.62	168	8.39	213	21.60	9.8	T11
PSL-SC-12800-G27	✓	✓	12.8V	80Ah	12.10	307	6.60	168	8.70	221	22.3	10.1	T11
PSL-SC-12000-G27	✓	✓	12.8V	100Ah	12.08	307	6.61	168	8.70	221	28.00	12.7	T11
PSL-SC-121000-G31	✓	✓	12.8V	100Ah	12.52	318	6.50	165	8.47	215	28.20	12.8	T11
PSL-SC-121250-G31	✓	✓	12.8V	125Ah	12.51	318	6.49	165	8.46	215	32.80	14.9	T11
PSL-SC-121500-G8D	✓	✓	12.8V	150Ah	20.48	520	10.55	268	8.98	228	44.53	20.2	T11
PSL-SC-122000-G8D	✓	✓	12.8V	200Ah	20.48	520	10.55	268	8.98	228	53.35	24.2	T11
PSL-SC-122600-G8D	✓	✓	12.8V	260Ah	20.48	520	10.55	268	8.98	228	71.21	32.3	T11
PSL-SC-123000-G8D	✓	✓	12.8V	300Ah	20.48	520	10.55	268	8.98	228	83.11	37.7	T11

* Up to 6 batteries can be connected in series or parallel.
Cannot be connected in series and parallel at the same time.

FURTHER INFORMATION

Please refer to our website www.power-sonic.com for a complete range of useful downloads, such as product catalogs, material safety data sheets

PSL-SH SERIES

RECHARGEABLE LITHIUM IRON PHOSPHATE BATTERIES

LiFePO4 High Rate Range



Medical



Solar



Wind



Mobility



UPS



Security

Power Sonic's PSL-SH series has been specifically designed as a drop-in replacement to lead acid batteries. Combining proven lithium iron phosphate (LiFePO4) technology with an intelligent protection circuit module (PCM), the PSL-SH series delivers more power, faster charging and a longer life at less than half the weight of the equivalent lead acid battery.

With high efficiency and ultra-fast charging and discharging the PSL-SH series is ideal for industrial applications where a long-life span and quick charging capabilities are needed.

At the heart of every Power Sonic lithium battery is an intelligent PCM that monitors and reacts to multiple voltage and current events to maximize performance, battery life and safety.

POWERPS SONIC
TRUSTED BATTERY SOLUTIONS

power-sonic.com



PSL-SH SERIES

Rechargeable Lithium Iron Phosphate Batteries
High Rate LiFePO4 Series

APPROVALS

- UL 1642 cell certificate
- IEC 62133 cell certificate
- UN 38.3 certified



BATTERY FEATURES

- Super safe lithium iron phosphate (LiFePO4) chemistry reducing the risk of explosion or combustion due to high impact, over-charging or short circuit situation
- Protection Circuit Module (PCM) controls the parameters of the battery to provide optimum safety by protecting against over-charging and over-discharging
- PCM contains a balance circuit, optimizing battery performance
- Higher voltage capability through serial connections
- Delivers twice the power of lead acid batteries, even at high discharge rates, while maintaining constant power
- Faster charging and lower self-discharge
- Up to 10 times more cycles than lead acid batteries
- Compact and only 40% of the weight of comparable lead acid batteries
- Rugged impact resistant ABS case and cover flame retardant to UL94:V0

PROTECTION CIRCUIT MODULE

The PSL-SH Series comes with a protection circuit module which monitors current and voltages during charge and discharge. This protects the battery from over-charge and over-discharge.

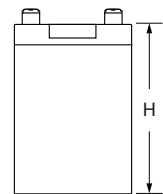
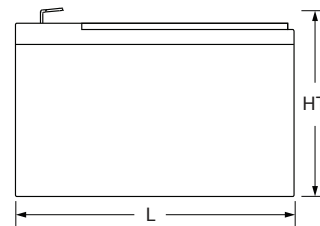
The PCM includes a balancing circuit that controls all cell voltages in the battery, making sure they are constantly at the same voltage level, optimizing battery capacity.

DIMENSIONS: inch (mm)



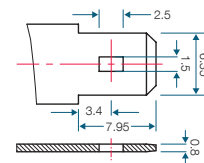
L: 5.95 (151)
W: 2.56 (65)
H: 3.70 (94)
HT: 3.86 (98)

Tolerances are +/- 0.04 in. (+/- 1mm) and +/- 0.08 in. (+/- 2mm) for height dimensions. All data subject to change without notice.



TERMINALS: (mm)

F2: Quick disconnect tabs, 0.250" x 0.032" - Mate with AMP. INC FASTON "250" series



SPECIFICATIONS

Model	Battery Management System	Series Connection*	Nominal Voltage	Rated Capacity	Dimensions: inch (mm)								Weight		Terminal Type Standard
					Length		Width		Height		Total Height		lbs.	kg.	
PSL-SH-1260	✓	✓	12.8V	6.2 AH	151	5.95	65	2.56	94	3.70	98	3.86	1.76	0.8	F2
PSL-SH-1270	✓	✓	12.8V	7.2 AH	151	5.95	65	2.56	94	3.70	98	3.86	1.98	0.9	F2
PSL-SH-12100	✓	✓	12.8V	10.8 AH	151	5.95	65	2.56	94	3.70	98	3.86	2.75	1.25	F2
PSL-SH-12110	✓	✓	12.8V	11.4 AH	151	5.95	65	2.56	94	3.70	98	3.86	2.87	1.3	F2

*2 packs can be connected in series, parallel connection not recommended

FURTHER INFORMATION

Please refer to our website www.power-sonic.com for a complete range of useful downloads, such as product catalogs, material safety data sheets

PHR SERIES

HIGH-RATE RECHARGEABLE SEALED LEAD ACID BATTERIES



UPS



Data Center

Power Sonic's high-rate PHR series provide constant power backup that UPS systems and critical backup applications require.

The PHR series has been designed and developed specifically for high-rate discharge applications to ensure constant, dependable power when used as battery backup or as part of a UPS system.

Power Sonic's cutting-edge manufacturing and process control combined with meticulous quality assurance procedures guarantee consistent and dependable performance.

POWER PS SONIC
TRUSTED BATTERY SOLUTIONS

power-sonic.com



PHR SERIES

High-Rate Rechargeable
Sealed Lead Acid Batteries

FEATURES

- High-rate VRLA battery
- Specifically designed for high-rate UPS and critical power backup applications
- Valve regulated, maintenance free spill proof construction
- Precision plate pasting for higher consistency with 100% load testing to ensure uniform capacity
- Lead-calcium alloy grids and the use of high purity lead account for superior shelf-life characteristics
- Patented dual-paste process for enhanced active material bonding and computer guided volumetric electrolyte control for precision filling
- Rugged impact resistant ABS case and cover flame retardant to UL94:V-0
- High rate of charge and discharge



SPECIFICATIONS

Model	Nominal Voltage	Watts per cell 15-min	Rated Capacity (AH)		Length		Approx. Dimensions: inch (mm)						Approx. Weight		Terminal Type
			20-hr 1.80V/cell	10-hr 1.80V/cell	inch	mm	Width		Height		Total Height		lbs.	kgs.	
PHR-1236	12	36	9.0	8.5	5.95	151	2.56	65	3.68	93.5	3.90	99	5.3	2.4	F2
PHR-1290	12	90	21.2	20	7.14	181	2.99	76	6.56	167	6.56	167	14.0	6.35	T12-A
PHR-12100	12	93	27	26.6	6.46	164	4.92	125	6.89	175	6.89	175	20.9	9.48	T12
PHR-12150	12	150	36	35	7.68	195	5.12	130	6.46	164	6.57	167	22.5	10.2	T6
PHR-12200	12	225	58	55	9.02	229	5.43	138	7.87	200	7.99	203	38.1	17.3	T6
PHR-12300	12	324	82	80	10.20	259	6.61	168	8.19	208	8.31	211	52.5	23.8	T6
PHR-12350	12	370	95	92.5	12.00	305	6.61	168	8.15	207	8.27	210	60.4	27.4	T6
PHR-12400	12	430	110	107	12.81	326	6.69	170	8.39	213	8.50	216	69.2	31.4	T8
PHR-12500	12	492	150	143	13.19	335	6.77	172	10.83	275	10.94	278	92.6	42	T8
PHR-12550	12	539	155	143	13.19	335	6.77	172	10.83	275	10.94	278	93.5	42.4	T8

FURTHER INFORMATION

Please refer to our website www.power-sonic.com for a complete range of useful downloads, such as product catalogs, material safety data sheets (MSDS), ISO certification, etc.

PS HD SERIES

HEAVY DUTY RECHARGEABLE SEALED LEAD ACID BATTERIES



Fire & Security



Emergency Lighting



Medical



Solar



Wind

The PS HD series are heavy duty rechargeable lead acid batteries with increased vibration resistant design for all your pitch control, braking and renewable energy applications.

POWERPSONIC
TRUSTED BATTERY SOLUTIONS

power-sonic.com



PS HD SERIES

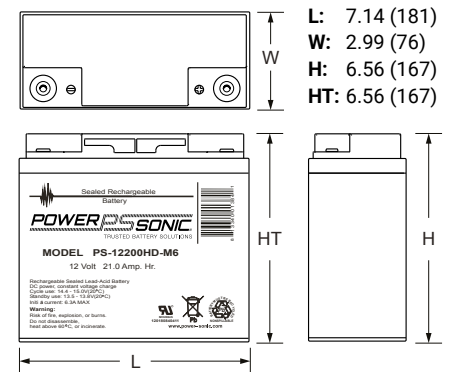
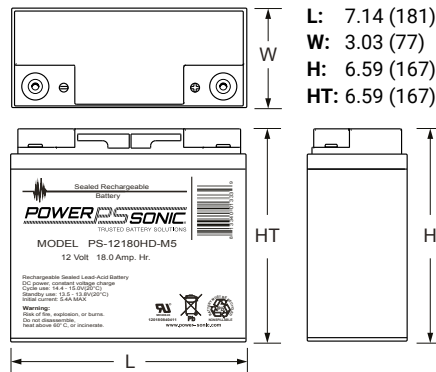
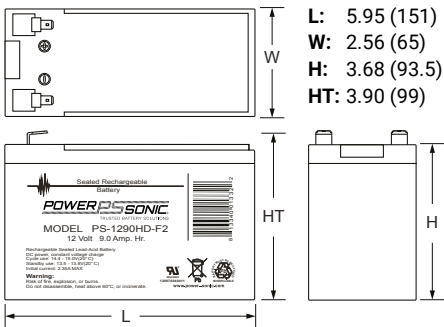
Heavy Duty Rechargeable Sealed Lead Acid Batteries



FEATURES

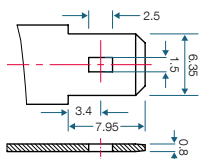
- Heavy duty (HD) construction with high vibration tolerance
- Punch-plate design yielding ultra-low impedance
- Absorbent Glass Mat (AGM) technology for superior performance
- Power/volume ratio yielding excellent energy density
- Lower internal resistance
- Valve regulated, maintenance free spill proof construction
- Rugged impact resistant ABS case and cover

PHYSICAL DIMENSIONS: inch (mm) Tolerances are +/- 0.04 in. (+/- 1mm) and +/- 0.08 in. (+/- 2mm) for height dimensions. All data subject to change without notice.



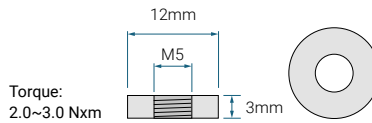
TERMINALS: (mm)

F2: Quick disconnect tabs, 0.250" x 0.032" – Mate with AMP. INC FASTON "250" series

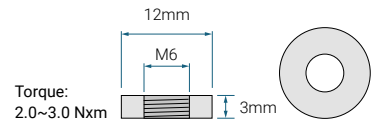


Torque: Not Applicable

T12: Threaded insert with 5mm stud fastener



T12-A: Threaded insert with 3mm stud fastener



SPECIFICATIONS

Model	Nominal Voltage	Rated Capacity (AH)				Approx. Dimensions: inch (mm)								Approx. Weight		Terminal Type
		20-hr	10-hr	5-hr	1-hr	Length		Width		Height		Total Height		lbs.	kgs.	
		1.80V/cell	1.80V/cell	1.75V/cell	1.60V/cell	inch	mm	inch	mm	inch	mm	inch	mm			
PS-1290HD	12	9.0	8.5	7.0	5.0	5.95	151	2.56	65	3.68	93.5	3.90	99	5.51	2.50	F2
PS-12180HD-M5	12	18.0	16.7	15.1	11.1	7.14	181	3.03	77	6.59	167	6.57	167	13.38	6.07	T12
PS-12200HD-M6	12	21.0	20.0	17.8	15.1	7.14	181	2.99	76	6.56	167	6.57	167	14.00	6.35	T12-A

FURTHER INFORMATION

Please refer to our website www.power-sonic.com for a complete range of useful downloads, such as product catalogs, material safety data sheets (MSDS), ISO certification, etc.

PDC SERIES

DEEP CYCLE RECHARGEABLE SEALED LEAD ACID BATTERIES



Medical



Solar



Wind



Mobility



Golf Carts

The Power Sonic PDC series of deep cycle AGM batteries provide enhanced performance and excellent reliability in long duration cycling applications.

The oversized negative plates and specialized paste formulation ensures constant power for longer periods of time without shortening the life of the battery. Purpose built for applications that require regular and consistent cycling (charge and dis-charge), the PDC series offer an exceptionally long cycle life compared to general purpose AGM batteries making them ideal for mobility, medical, golf and renewable energy applications.

Power Sonic's cutting-edge manufacturing and process control combined with meticulous quality assurance procedures guarantee consistent and dependable performance.

POWERPS SONIC
TRUSTED BATTERY SOLUTIONS

power-sonic.com



PDC SERIES

Deep Cycle Rechargeable Sealed Lead Acid Batteries

FEATURES

- Deep cycle AGM battery
- Absorbent Glass Mat (AGM) technology for superior performance
- Specialized paste formulation for true longer life deep cycle performance
- Special additives in the paste ensure excellent performance in deep discharge situations
- Power/volume ratio yielding unrivalled energy density
- Proven valve regulated technology that guarantees safe operation without maintenance
- Rugged impact resistant ABS case and cover



SPECIFICATIONS

Model	Nominal Voltage	Rated Capacity (AH)				Approx. Dimensions: inch (mm)						Approx. Weight		Terminal Type		
		20-hr	10-hr	5-hr	1-hr	Length		Width		Height		Total Height	lbs.		kgs.	
		1.80V/cell	1.80V/cell	1.75V/cell	1.60V/cell	inch	mm	inch	mm	inch	mm	inch	mm			
PDC-1275	12	7.5	7.2	6.31	4.65	5.94	151	2.56	65	3.72	94.5	3.94	100	5.5	2.5	F2
PDC-1285	12	8.5	8	7.02	5.17	5.94	151	2.56	65	3.72	94.5	3.94	100	6.1	2.75	F2
PDC-12140	12	14	13	11.4	8.4	5.96	151.5	3.92	100	3.82	97	3.98	101	9.5	4.3	F2/T15
PDC-12200	12	21	20	17.5	12.9	7.14	182	3.03	77	6.44	164	6.56	167	15.0	6.9	T12
PDC-12260	12	27.8	26	22.8	16.8	6.54	166	6.89	175	4.92	125	4.92	125	20.6	9.35	NB2
PDC-12260H	12	25.7	24	21	15.5	6.50	165	4.92	125	6.89	175	6.89	175	20.9	9.5	T12
PDC-12350	12	35	33	28.9	21.3	7.68	195	5.12	130	6.46	164	7.09	180	25.0	11.3	NB3
PDC-12400	12	40	38	33.3	24.5	7.76	197	6.50	165	6.69	170	6.69	170	32.0	14.5	T6
PDC-12600	12	60	55	48.2	35.5	9.04	230	5.45	138	8.27	210	9.06	230	39.0	17.7	U
PDC-12800	12	80	75	65.8	48.5	10.24	260	6.61	168	8.27	210	9.06	230	50.0	22.7	U
PDC-121000	12	100	92	79	58.1	12.05	306	6.61	168	8.27	210	8.50	216	61.0	27.5	U
PDC-121100	12	107.2	100	87.7	64.6	12.99	330	6.81	173	8.35	212	8.66	220	66.2	30	T11
PDC-122000	12	214	200	175.4	129.2	20.55	522	9.45	240	8.58	218	8.82	224	138.0	62.5	T11

FURTHER INFORMATION

Please refer to our website www.power-sonic.com for a complete range of useful downloads, such as product catalogs, material safety data sheets (MSDS), ISO certification, etc.

DCG SERIES

RECHARGEABLE DEEP CYCLE GEL BATTERIES



Medical



Solar



Wind



Mobility



Golf Carts

Utilizing an innovative gel formulation the Power Sonic DCG series of deep cycle gel batteries ensure enhanced performance and a longer cycle life compared to AGM technology.

The unique plate design provides a higher cycle life at increased depth of discharge. Rugged design and purpose built for applications that require regular and consistent cycling (charge and discharge) including medical devices, mobility applications, solar and wind.

Power Sonic's cutting-edge manufacturing and process control combined with meticulous quality assurance procedures guarantee consistent and dependable performance.

POWER PS SONIC
TRUSTED BATTERY SOLUTIONS

power-sonic.com



DCG SERIES

Rechargeable Deep Cycle Gel Batteries

FEATURES

- Deep cycle gel battery
- Thixotropic gel electrolyte for enhanced performance
- Specifically engineered for deep cycling applications
- Better recovery capabilities from deep discharge
- Superior cyclic life to AGM technology
- Power/volume ratio yielding unrivalled energy density
- Proven valve regulated technology that guarantees safe operation without maintenance
- Rugged impact resistant ABS case and cover



SPECIFICATIONS

Model	Nominal Voltage	Rated Capacity (AH)				Approx. Dimensions: inch (mm)								Approx. Weight		Terminal Type
		20-hr	10-hr	5-hr	1-hr	Length		Width		Height		Total Height	lbs.	kgs.		
		1.80V/cell	1.80V/cell	1.75V/cell	1.60V/cell	inch	mm	inch	mm	inch	mm	inch	mm	lbs.	kgs.	
DCG12-17	12	17	15.8	13.6	9.35	7.15	181.5	3.03	77	6.60	167.5	6.60	167.5	12.80	5.8	T12
DCG12-26	12	26	24.2	20.8	14.3	6.56	167	6.89	175	4.92	125	4.92	125	19.60	8.9	T12
DCG12-32	12	32	29.5	26.5	18	7.68	195	5.24	133	6.46	164	7.09	180	25.00	11.3	T6/U
DCG12-38	12	38	35.3	30.4	20.9	7.76	197	6.50	165	6.69	170	6.69	170	29.10	13.2	T6
DCG12-45	12	45	40	36	24.8	10.12	257	5.20	132	7.87	200	7.87	200	35.70	16.2	T6
DCG12-50	12	50	46.5	40	27.5	9.02	229	5.45	138	8.07	205	8.31	211	36.80	16.7	T6/U
DCG12-60	12	60	55.8	48	33	12.80	325	6.57	167	6.85	174	6.85	174	47.40	21.5	T6
DCG12-65	12	65	60.5	52	35.8	12.80	325	6.57	167	6.85	174	6.85	174	52.90	24	T6
DCG12-70	12	70	65.1	56	38.5	10.24	260	6.61	168	8.27	210	8.98	228	51.00	23	T6/U
DCG12-85	12	85	78	68	46.8	12.05	306	6.61	168	8.27	210	8.38	213	60.00	27.1	T6
DCG12-100	12	100	93	80	55	12.99	330	6.81	173	8.35	212	8.66	220	68.00	30.8	T11
DCG12-110	12	110	102.3	88	60.5	16.14	410	6.97	177	8.86	225	8.86	225	79.40	36	T6
DCG12-125	12	125	121	104	72	13.54	344	6.73	171	10.79	274	11.02	280	103.80	47.3	T11
DCG12-140	12	140	126	108	74	19.09	485	6.69	170	9.45	240	9.45	240	97.00	44.2	T11
DCG12-200	12	200	186	160	110	20.55	522	9.45	240	8.58	218	8.82	224	138.70	62.9	T11

FURTHER INFORMATION

Please refer to our website www.power-sonic.com for a complete range of useful downloads, such as product catalogs, material safety data sheets (MSDS), ISO certification, etc.

PSH SERIES

HIGH-RATE RECHARGEABLE SEALED LEAD ACID BATTERIES



UPS



Data Center



Telecomms



Fire & Security

Power Sonic's PSH series of high-rate sealed lead acid batteries have been designed and engineered specifically for high-rate discharge UPS applications.

The high-rate battery series have been constructed to ensure constant, dependable power when used as battery backup or as part of an uninterruptible power supply system. Each 6V and 12V battery in our PSH series has a UL94:V0 flame retardant case and cover.

Power Sonic's cutting-edge manufacturing and process control combined with meticulous quality assurance procedures guarantee consistent and dependable performance.

POWER PS SONIC
TRUSTED BATTERY SOLUTIONS

power-sonic.com



PSH SERIES

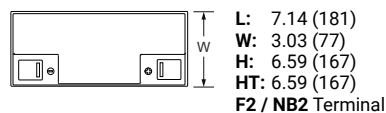
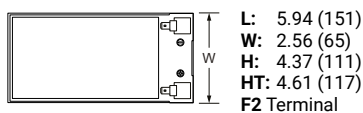
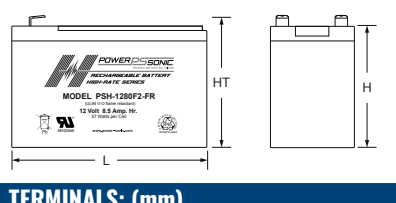
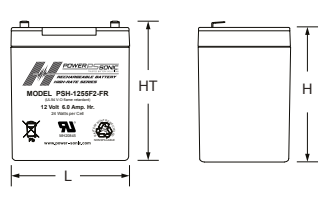
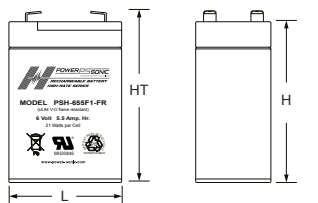
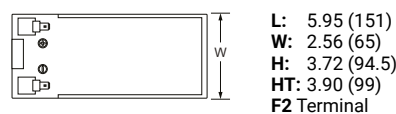
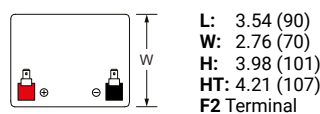
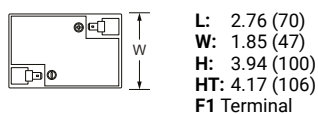
High-Rate Rechargeable Sealed Lead Acid Batteries

FEATURES

- High-rate VRLA battery
- Absorbent Glass Mat (AGM) technology for superior performance
- Designed specifically for high-rate discharge UPS applications
- Valve regulated, spill proof construction allows safe operation in any orientation (excluding continuous inverted use)
- Rugged impact resistant ABS case and cover flame retardant to UL94:V0
- High rate of charge and discharge
- Exceptionally high energy density

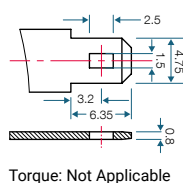


PHYSICAL DIMENSIONS: inch (mm) Tolerances are +/- 0.04 in. (+/- 1mm) and +/- 0.08 in. (+/- 2mm) for height dimensions. All data subject to change without notice.

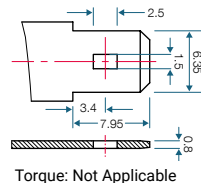


TERMINALS: (mm)

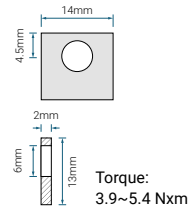
F1: Quick disconnect tabs, 0.187" x 0.032" – Mate with AMP. INC. FASTON "187" series



F2: Quick disconnect tabs, 0.250" x 0.032" – Mate with AMP. INC. FASTON "250" series



NB2: Tin plated brass post with "Nut & Bolt" fasteners



SPECIFICATIONS

Model	Nominal Voltage	Watts per cell	Rated Capacity (AH)		Approx. Dimensions: inch (mm)						Approx. Weight		Terminal Type		
			15-min	20-hr	Length	Width	Height	Total Height	lbs.	kgs.					
PSH-655FR	6	95.9	5.5	4.75	2.76	70	1.85	47	3.94	100	4.17	106	2.1	0.95	F1
PSH-1255FR	12	24	6	5.6	3.54	90	2.76	70	3.98	101	4.21	107	4.0	1.81	F2
PSH-1280FR	12	36	8.5	8.1	5.94	151	2.56	65	3.72	94.5	3.90	99	5.8	2.61	F2
PSH-12100FR	12	41	10.5	10	5.94	151	2.56	65	4.37	111	4.61	117	7.0	3.18	F2
PSH-12180FR	12	80	21	20	7.14	181	3.03	77	6.59	167	6.59	167	13.2	5.99	F2/NB2

FURTHER INFORMATION

Please refer to our website www.power-sonic.com for a complete range of useful downloads, such as product catalogs, material safety data sheets (MSDS), ISO certification, etc.

PG 2V SERIES

LONG LIFE RECHARGEABLE SEALED LEAD ACID BATTERIES



UPS



Telecomms



Emergency
Lighting



Utility



Solar



Wind

Utilizing a special grid alloy and high purity raw materials Power Sonic's PG 2V series ensures less gassing and reduced self-discharge resulting in a highly dependable long life battery.

With proven AGM technology and a thick plate design the PG 2V series have been developed to provide a long service life in critical standby power applications including telecommunications, network communications and military power systems.

Power Sonic's state-of-the-art manufacturing and process control combined with meticulous quality assurance procedures guarantee consistent and dependable performance.

POWER PS SONIC
TRUSTED BATTERY SOLUTIONS

power-sonic.com



PG 2V SERIES

Long Life Rechargeable
Sealed Lead Acid Batteries

FEATURES

- High capacity and long service life VRLA battery
- Superb high-rate discharge characteristics ensures reliable performance in UPS and telecom applications
- Absorbent Glass Mat (AGM) technology for superior performance
- Wide capacity range ideal for large capacity off-grid systems
- Thick plate design and efficient gas recombination that yield a design life expectancy of up to 15 years
- Excellent recovery from over discharge situations
- Proven valve regulated technology that guarantees safe operation without maintenance
- Rugged impact resistant ABS case and cover, available to UL94:V0 flame retardant



SPECIFICATIONS

Model	Nominal Voltage	Rated Capacity (AH)				Approx. Dimensions: inch (mm)								Approx. Weight		Terminal Type
		20-hr	10-hr	5-hr	1-hr	Length		Width		Height		Total Height		lbs.	kgs.	
		1.80V/cell	1.80V/cell	1.75V/cell	1.60V/cell	inch	mm	inch	mm	inch	mm	inch	mm			
PG-2V110	2	107.0	100.0	87.0	62.0	6.69	170	2.83	72	8.07	205	8.35	212	13.2	6	T6
PG-2V160	2	160.0	150.0	133.0	90.1	6.69	170	3.86	98	8.07	205	8.43	214	18.7	8.5	T7
PG-2V215	2	214.0	200.0	196.0	124.0	6.69	170	4.33	110	12.91	328	13.78	350	32.6	14.8	T11
PG-2V270	2	270.0	250.0	245.6	155.0	6.69	170	4.33	110	12.91	328	13.78	350	32.0	14.5	T11
PG-2V325	2	324.0	300.0	261.0	186.0	6.69	170	5.91	150	12.91	328	13.78	350	44.5	20.2	T11
PG-2V375	2	374.0	350.0	304.5	217.0	6.69	170	5.91	150	12.91	328	13.78	350	48.5	22	T11
PG-2V430	2	426	400	355	240.3	8.27	210	6.89	175	12.99	330	13.78	350	56.2	25.5	T11
PG-2V480	2	482	450	391.5	279	6.89	175	8.27	210	12.99	330	13.78	350	62.8	28.5	T11
PG-2V540	2	540	508	439	325	9.45	240	6.89	175	12.99	330	13.78	350	73.9	33.5	T11
PG-2V650	2	646	600	588.9	372	11.81	300	6.89	175	12.99	330	13.78	350	90.4	41	T11
PG-2V860	2	856	800	696	496	6.89	175	16.14	410	12.99	330	13.82	351	126.1	57.2	T11
PG-2V1100	2	1070	1000	878.5	588	18.70	475	6.89	175	12.91	328	13.78	350	129.0	58.5	T11
PG-2V1300	2	1280	1200	1065	720	18.70	475	6.89	175	12.91	328	13.78	350	145.0	65.8	T11
PG-2V1600	2	1600	1500	1158	901	15.87	403	13.94	354	13.35	339	13.74	349	212.7	96.5	T11
PG-2V2170	2	2134	2000	1775	1201.3	19.29	490	13.78	350	13.35	339	13.74	349	275.6	125	T11
PG-2V2700	2	2668	2500	2218.5	1501.6	19.29	490	13.78	350	13.35	339	13.74	349	305.4	138.5	T11
PG-2V3200	2	3210	3000	2636	1763.9	27.91	709	13.78	350	13.27	337	13.74	349	401.2	182	T11

FURTHER INFORMATION

Please refer to our website www.power-sonic.com for a complete range of useful downloads, such as product catalogs, material safety data sheets (MSDS), ISO certification, etc.

PGFT SERIES

FRONT TERMINAL RECHARGEABLE SEALED LEAD ACID BATTERIES



UPS



Data Center



Telecomms



Emergency Lighting



Utility


With all the benefits you come to expect from the Power Sonic PG series but with the added feature of easy to use front terminal connectors ensuring ease of installation and maintenance when installed in a battery cabinet.

Utilizing proven AGM technology and a thick plate design the PG FT series have been designed to provide a long service life in critical standby power applications including telecoms, UPS and military power systems.

Power Sonic's state-of-the-art manufacturing and process control combined with meticulous quality assurance procedures guarantee consistent and dependable performance.

POWER PS SONIC
TRUSTED BATTERY SOLUTIONS

power-sonic.com



PGFT SERIES

Front Terminal Rechargeable
Sealed Lead Acid Batteries

FEATURES

- Long service life VRLA battery
- Superb high-rate discharge characteristics ensures reliable performance in UPS and telecom applications
- Absorbent Glass Mat (AGM) technology for superior performance
- Special grid alloy and the use of high purity lead account for superior shelf-life characteristics, permitting storage for extended periods of time
- Thick plate design and efficient gas recombination that yield a design life expectancy of up to 12 years
- Easy to use front terminal connectors and integrated carrying handles
- Proven valve regulated technology that guarantees safe operation without maintenance
- Rugged impact resistant ABS case and cover, available to UL94:V0 flame retardant



SPECIFICATIONS

Model	Nominal Voltage	Rated Capacity (AH)				Approx. Dimensions: inch (mm)								Approx. Weight		Terminal Type
		20-hr	10-hr	5-hr	1-hr	Length		Width		Height		Total Height		lbs.	kgs.	
		1.80V/cell	1.80V/cell	1.75V/cell	1.67V/cell	inch	mm	inch	mm	inch	mm	inch	mm			
PGFT-12V55	12	60.6	57.1	51.9	38.1	10.91	277	4.17	106	8.74	222	8.74	222	39.7	18	T6
PGFT-12V75	12	82.6	77.9	70.5	51.9	22.20	564	4.49	114	7.36	187	7.36	187	57.3	26	T6
PGFT-12V110	12	106.8	100.0	89.0	65.3	21.46	545	4.33	110	9.17	233	9.17	233	78.5	35.6	T13
PGFT-12V110H	12	110.0	103.8	94.5	69.2	15.50	394	4.33	110	11.20	285	11.20	285	34.5	76.1	T13
PGFT-12V125	12	137.6	129.8	118.1	86.5	21.69	551	4.33	110	11.30	287	11.30	287	89.3	40.5	T6
PGFT-12V160	12	158.8	150.0	130.5	95.9	21.69	551	4.33	110	11.30	287	11.30	287	102.3	46.4	T6
PGFT-12V180	12	190.0	180.0	163.5	120.0	22.05	560	4.96	126	11.02	280	11.02	280	119.1	54	T13

FURTHER INFORMATION

Please refer to our website www.power-sonic.com for a complete range of useful downloads, such as product catalogs, material safety data sheets (MSDS), ISO certification, etc.

PS-OPzV SERIES

RECHARGEABLE TUBULAR GEL BATTERIES



Solar



Wind



Telecomms



UPS



Utility



Signalling

Engineered with an innovative tubular plate design, Power Sonic PS-OPzV valve regulated lead acid batteries provide greater capacity and enhanced cycle life.

The OpzV batteries have been specifically designed for longer life, greater reliability and strong resilience to high temperatures making them ideal for critical power applications and energy storage.

The rugged design and use of gel electrolyte makes them safe to use and maintenance free. A wide capacity ranging from 200ah to 3000ah combined with a design life of up to 20 years makes the PS-OPzV series one of the most popular choices for critical utilities and infrastructure applications.

POWER PS SONIC
TRUSTED BATTERY SOLUTIONS

power-sonic.com



PS-OPzV SERIES

Rechargeable Tubular Gel Batteries

FEATURES

- OPzV tubular plate gel battery
- Single cell gel with tubular plate technology giving superior cyclic performance
- Up to 20 years design life
- Proven valve regulated technology that guarantees safe operation without maintenance
- Rugged impact resistant ABS case and cover flame retardant to UL94:V0
- Easy installation in vertical or horizontal position
- Excellent deep discharge recovery



SPECIFICATIONS

Model	Nominal Voltage	Rated Capacity (AH)			Approx. Dimensions: inch (mm)								Approx. Weight		Terminal Type
		100-hr	20-hr	10-hr	Length		Width		Height		Total Height		lbs.	kgs.	
		1.80V/cell	1.80V/cell	1.75V/cell	inch	mm	inch	mm	inch	mm	inch	mm			
PS-40pZV200	2	252.8	213.8	200	4.06	103	8.11	206	14.00	355	15.35	390	39.7	18	T11
PS-50PzV250	2	316	267.3	250	4.88	124	8.11	206	14.00	355	15.35	390	48.5	22	T11
PS-60PzV300	2	379.2	320.7	300	5.71	145	8.11	206	14.00	355	15.35	390	57.3	26	T11
PS-50PzV350	2	442.4	374.2	350	4.88	124	8.11	206	18.50	471	19.90	506	57.3	26	T11
PS-60PzV420	2	530.9	449	420	5.71	145	8.11	206	18.50	471	19.90	506	75.0	34	T11
PS-70PzV490	2	619.4	523.8	490	6.54	166	8.11	206	18.50	471	19.90	506	86.0	39	T11
PS-60PzV600	2	758.4	641.4	600	5.71	145	8.11	206	25.40	646	26.80	681	101.4	46	T11
PS-80PzV800	2	1011	855.2	800	7.52	191	8.27	210	25.40	646	26.80	681	142.2	64.5	T11
PS-100PzV1000	2	1264	1069	1000	9.17	233	8.27	210	25.40	646	26.80	681	173.1	78.5	T11
PS-120PzV1200	2	1517	1283	1200	10.83	275	8.27	210	25.40	646	26.80	681	205.0	93	T11
PS-120PzV1500	2	1896	1604	1500	10.83	275	8.27	210	31.30	796	32.70	831	254.0	115	T11
PS-160PzV2000	2	2528	2138	2000	15.70	399	8.42	214	30.40	772	31.80	807	342.0	155	T11
PS-200PzV2500	2	3160	2673	2500	19.20	487	8.35	212	30.40	772	31.80	807	432.0	196	T11
PS-240PzV3000	2	3792	3207	3000	22.68	576	8.35	212	30.40	772	31.80	807	512.0	232	T11

FURTHER INFORMATION

Please refer to our website www.power-sonic.com for a complete range of useful downloads, such as product catalogs, material safety data sheets (MSDS), ISO certification, etc.



PC SERIES

SWITCH-MODE CHARGERS

For SLA Batteries

OPERATING CHARACTERISTICS

"PC" series 3 stage chargers are new "switching" type devices which operate without the use of transformers. I.C.'s control and regulate current and voltage and automatically switch from the higher fast charge voltage to the lower float voltage when batteries are very close to being fully charged. At the float voltage it is safe to leave the battery connected to the charger indefinitely, making charging pretty much fool-proof.

In the fast charge mode voltage goes up to 2.45V +/- 0.05V before switching, in the float charge mode voltage is held between 2.25- 2.30V/cell.

These chargers are ideal for cyclic applications where recharge time is critical and timely charge termination cannot be counted on. They also ensure optimum battery performance & service life.

PC float chargers are suitable for applications where recharge time is not as critical.

CALCULATING RECHARGE TIME

Recharge time depends on the depth of the preceding discharge and the output current of the charger. To determine the approximate recharge time of a fully discharged battery, divide the battery's amp. hrs. by the rated output current of the charger and multiply the resulting number of hours by a factor of 1.75 to compensate for the declining output current during the charge cycle. If the amount of amp. hrs. discharged from the battery is known, use it instead of the battery's capacity to make the calculation.

To ensure safe and efficient operation always refer to our Charger Operating Instructions, as published on our website.

CORPORATE HEADQUARTERS (USA AND INTERNATIONAL EXCLUDING EMEA)

Power-Sonic Corporation
7550 Panasonic Way, San Diego,
California 92154
T: +1 (619) 661 2020
F: +1 (619) 661 3650
E: customer-service@power-sonic.com

POWER-SONIC EUROPE LIMITED (EMEA – EUROPE, MIDDLE EAST AND AFRICA)

3 Buckingham Square,
Hurricane Way, Wickford,
Essex SS11 8YQ
T: +44 (0)1268 560686
F: +44 (0)1268 560902
E: salesEMEA@power-sonic.com

TECHNOLOGY

With proven, cutting-edge charging technology, Power Sonic is proud to offer the PC series of premium quality battery chargers.

- Engineered for efficiency and reliability
- UL approved
- Medically certified to EN60601-1
- Manufactured in Europe with high-quality components
- ISO certified production facilities

FEATURES

- I.C. based voltage and current regulation designed for sealed (valve-regulated) lead-acid batteries
- Useable on domestic and overseas input voltages
- Automatic dual-rate charging for efficient, care free and safe operation (dual rate not applicable to float chargers)
- L.E.D.s indicate 'power on' and "FAST" and "FLOAT" charging modes
- Lightweight wall mounted plug-in or desk top design with screw type output terminals, depending on output current
- Connectors to the battery for all PC charger models are alligator clips with insulated sleeves
- Protected against accidental reverse polarity connection
- European C.E. approval



PC SERIES SWITCH-MODE CHARGERS For SLA Batteries

	3 STAGE CHARGERS												FLOAT CHARGERS	
	PSC-6300-PC	PSC-6500-PC	PSC-61000-PC	PSC-61300-PC	PSC-12300-PC	PSC-12500-PC	PSC-121000-PC	PSC-122000-PC	PSC-124000-PC	PSC-1210000-PC	PSC-1220000-PC	PSC-243500-PC	PSC-6100-PC	PSC-12100-PC
	6V 0.3A	6V 0.5A	6V 1A	6V 1.3A	12V 0.3A	12V 0.5A	12V 1A	12v 2A	12v 4A	12v 10A	12v 20A	24v 3.5A	6V 0.1A	12V 0.1A
Max Output Power	2.205W	3.675W	7.35W	9.555W	4.41W	7.35W	14.7W	33W	58W	147W	294W	103W	0.685W	1.37W
Charge Current	0.3A	0.5A	1.0A	1.3A	0.3A	0.5A	1.0A	2.2	4	10A	20A	3.5	0.1A	0.1A
Charge Voltage	7.35V	7.35V	7.35V	7.35V	14.7V	14.7V	14.7V	14.7V	14.7V	14.7V	14.7V	29.4V	6.85V	13.7V
Charge Termination	150mA	250mA	250mA	250mA	150mA	250mA	250mA	250mA	<1.2A	Timed	<2.5A	<0.8A	n/a	n/a
Standby Voltage	6.85V	6.85V	6.85V	6.85V	13.7V	13.7V	13.7V	13.7V	13.7v	13.7v	13.7v	27.4V	6.85V	13.7V
Recommended Battery Capacity (Ah)	1.2-3 Ah	2-5 Ah	4-10 Ah	4-12 Ah	1.2-3 Ah	2-5 Ah	4-10 Ah	9/22Ah	16/40AH	40/100	80/200Ah	17.5/40	0.5-1Ah	0.5-1Ah
Length (mm)	103	103	103	103	103	103	103	117	135	184	245	160	103	103
Width (mm)	47	47	47	47	47	47	47	75	80	171	186	81	47	47
Height (mm)	39	39	39	39	39	39	39	44	44	54	63.5	44	39	39
Weight (g)	140	140	140	140	140	140	140	250	390	1.5	2.36	590	140	140
Style	plug in	plug in	plug in	plug in	plug in	plug in	plug in	plug in	desk top	desk top	desk top	desk top	plug in	plug in



GLOBAL HEADQUARTERS

Power-Sonic Corporation
365 Cabela Dr Suite 300
Reno
Nevada 89523
USA

T: +1 619 661 2020

E: customer-service@power-sonic.com

USA AND INTERNATIONAL EXCLUDING EMEA

Power-Sonic Corporation
365 Cabela Dr Suite 300
Reno, Nevada 89523
USA

T: +1 619 661 2020

E: customer-service@power-sonic.com

EMEA – EUROPE, MIDDLE EAST AND AFRICA HEADQUARTERS

Power-Sonic EMEA
Smitspol 4
3861 RS Nijkerk
The Netherlands

T: + 31 33 7410 700

E: salesEMEA@power-sonic.com

UK

3 Buckingham Square
Hurricane Way, Wickford
Essex SS11 8YQ

T: +44 (0)1268 560686

F: +44 (0)1268 560902

E: salesEMEA@power-sonic.com

FRANCE

5-7 Avenue du Général de Gaulle
60300 Senlis
France

T: +33 (0)3 44 32 18 17

F: +33 (0)3 44 32 18 18

E: salesEMEA@power-sonic.com

THE POWER SONIC BRAND PROMISE



QUALITY

Manufactured using the latest technology and stringent quality control, our battery products are designed to exceed in performance and reliability.



EXPERIENCE

Our focused approach to exceptional end to end customer experience sets us apart from the competition. From enquiry to delivery and everything in-between we regularly exceed our customers' expectations.



SERVICE

Delivery on time, every time to customer specifications. We pride ourselves on offering tailored service solutions to meet our customers' exact specifications.



To ensure safe and efficient operation always refer to the latest edition of our Technical Manual, as published on our website.

© 2019. Power-Sonic Corporation. All rights reserved. All trademarks are the property of their respective owners.

All data subject to change without notice. E&O.E