

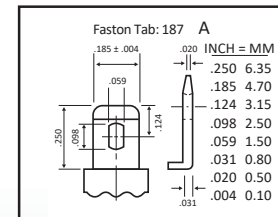
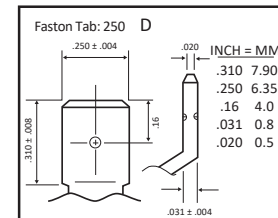
SPECIFICATIONS



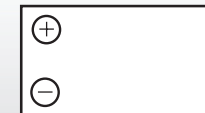
US equivalent to Europe's NP 7-12L

| BATTERY MODEL | TERMINAL OPTIONS | CASE MATERIAL OPTIONS |
|--|------------------------------------|------------------------------------|
| NP 7-12 | Faston .250 (D) Faston .187 (A) | UL 94V-0 UL 94 HB |
| Nominal voltage (V) | | 12 |
| 20-hr rate Capacity to 10.5V at 20°C (68°F) (Ah) | | 7 |
| 10-hr rate Capacity to 10.8V at 20°C (68°F) (Ah) | | 6.4 |
| DIMENSIONS | | |
| Length | | 151mm (5.94 in.) |
| Width | | 65mm (2.6 in.) |
| Height over terminals | | 97.5mm (3.83 in.) |
| Weight | | 2.2kg (4.85 lb.) |
| OPERATING TEMPERATURE RANGE | | |
| Storage (in fully charged condition) | | -20°C to +60°C (-4°F to +140°F) |
| Charge | | -15°C to +50°C (5°F to +122°F) |
| Discharge | | -20°C to +60°C (-4°F to +140°C) |
| STORAGE | | |
| Capacity loss per month at 20°C (68°F) (% approx.) | | 3 |
| CHARGE VOLTAGE | | |
| Float charge voltage at 20°C (68°F) (V)/Battery | | 13.65 |
| Float charge voltage at 20°C (68°F) (V)/Cell | | 2.275 |
| Float charge voltage temperature correction factor from standard 20°C (68°F) (mV) | | -3 |
| Cyclic (or Boost) charge Voltage at 20°C (68°F) (V)/Battery | | 14.5 |
| Cyclic (or Boost) charge Voltage at 20°C (68°F) (V)/Cell | | 2.42 |
| Cyclic Charge voltage temperature correction factor from standard 20°C (68°F) (mV) | | -4 |
| CHARGE CURRENT | | |
| Float charge current limit (A) | | 1.75 |
| Cyclic (or Boost) charge current limit (A) | | 1.75 |
| MAXIMUM DISCHARGE CURRENT | | |
| 1 second (A) | | 210 |
| 1 minute (A) | | 43 |
| IMPEDANCE | | |
| Measured at 1 kHz (mΩ) | | 23 |
| DESIGN LIFE | | |
| Yuasa design life at 20°C (68°F) | | up to 5 yrs |

TERMINALS



LAYOUT



3RD PARTY CERTIFICATION

ISO 9001 Certificate
ISO 14001 Certificate
TAA Compliant – Made in Taiwan
DRC Conflict Free

LONG SHELF LIFE

The extremely low self discharge rate allows the battery to be stored for extended periods up to one year at normal ambient temperatures with no permanent loss of capacity.

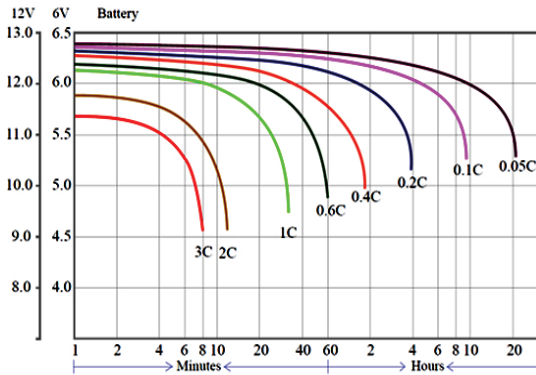
FLOAT SERVICE LIFE

The expected service life is five years in float standby applications.

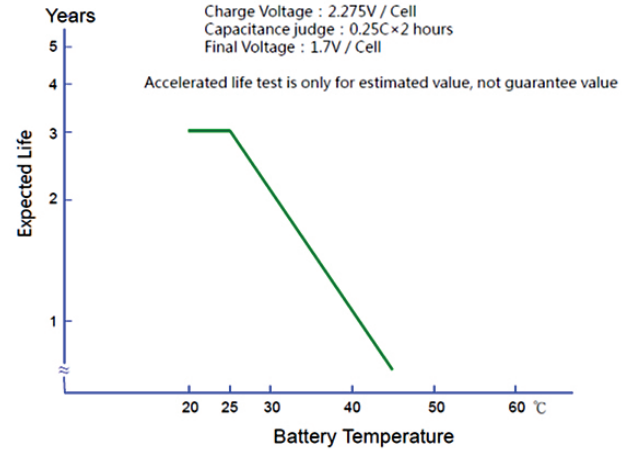


DISCHARGE CHARACTERISTICS

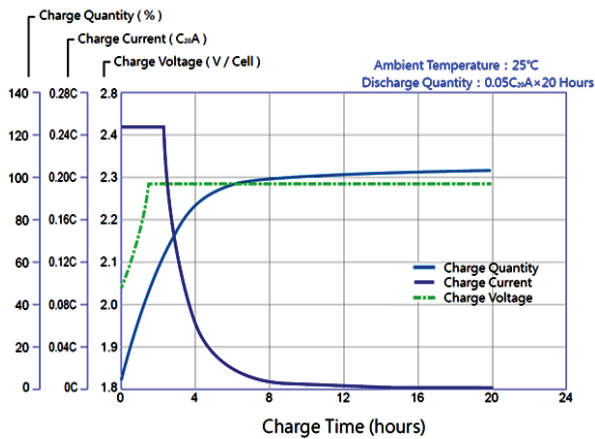
Discharge Characteristics Curves at 25°C



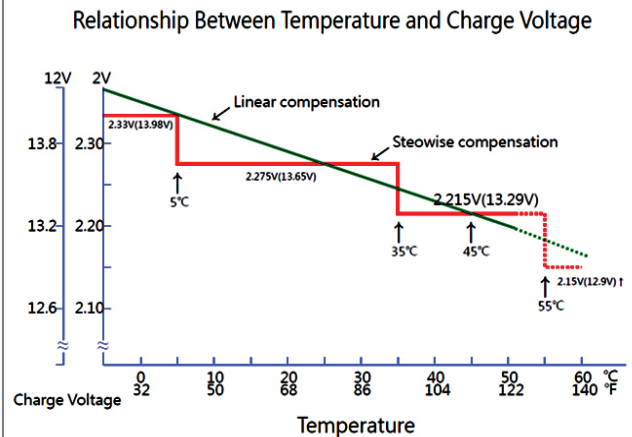
FLOAT SERVICE LIFE



CHARGE CHARACTERISTICS



CHARGE VOLTAGE



WARNING: Cancer and Reproductive Harm. Wash hands after handling. www.P65Warnings.ca.gov

ABOUT GS YUASA ENERGY SOLUTIONS, INC.

GS Yuasa Energy Solutions, Inc. is an American subsidiary of GS Yuasa Corporation, the world's second largest battery company and a 100+ year old Japanese corporation. GS Yuasa Energy Solutions (GYES) was formed in 2019 to address the growing energy storage and reserve power markets. GYES brings together and leverages GS Yuasa Group's advanced technologies with proven American market successes in lithium, telecom, UPS, alarm & security, and energy storage into a single business unit.

