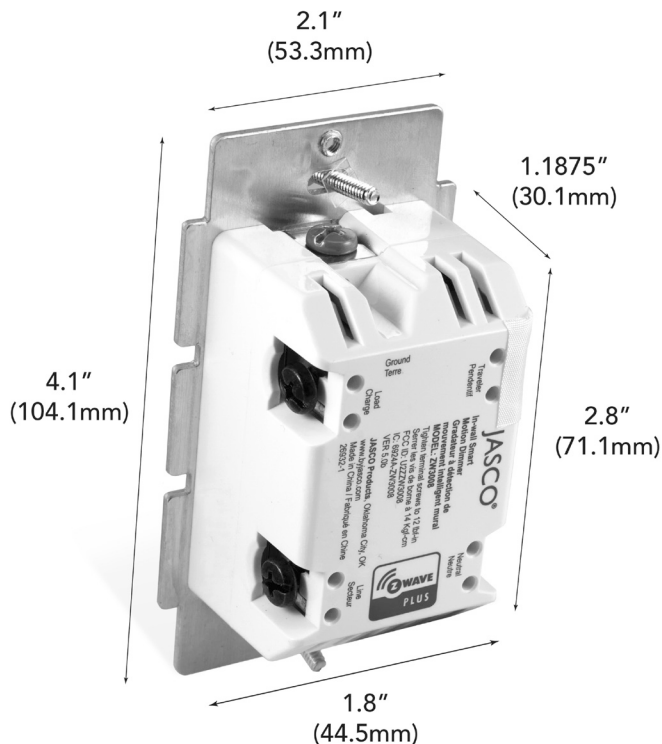


Jasco Z-Wave In-wall Smart Motion Dimmer

JASCO®



Specifications

- Power:** 120VAC, 60Hz
 - Signal Frequency:** 908.4/916
 - Maximum Load:** 600W Incandescent, 150W Dimmable CFL/LED
 - Range:** Up to 150 feet from controller or closest Z-Wave device
 - Motion Detection:** Up to 180° range, up to 45 feet away
 - Operating Temperature:** 32-104° F (0-40° C)
 - Warranty:** 5-year limited product warranty
- Requires neutral wire. Switch must be mounted indoors**

Design Features

- Wirelessly trigger scenes and send alerts when motion is detected
 - Remotely monitor with any mobile device*
 - Schedule timed events and get notified when activity is detected*
 - Can be used in 3, 4 and 5-way applications with compatible add-on switch 46560
 - Works with most dimmable LED, CFL, halogen and all incandescent bulbs
 - Multiple operation modes:
 - Occupancy:** Auto ON/Auto OFF
 - Vacancy:** Manual ON/Auto OFF
 - Manual:** Manual ON/OFF
 - Built-in timer – after motion ceases (5 sec to 30 min)
 - Three adjustable motion sensitivity levels – low, medium, high
 - Includes white and light almond paddles, Black, Brown and Ivory colors available.
 - Classic Paddle Styling – Traditional look that works with existing wall plates
 - Power failure memory: should power be interrupted, the control will return to its previously set level prior to the interruption when power is restored.
- Full Range Dimmability; adjust brightness level from 0-100% in 1% increments
 - Screw Terminals
 - **Space Saving** – Single low profile J-Box compatible
 - No wire nuts
 - No mismatched wire colors
 - Gradual Fade On/Off
 - Dimmer allows for local or Z-Wave hub control

Z-Wave Plus Features

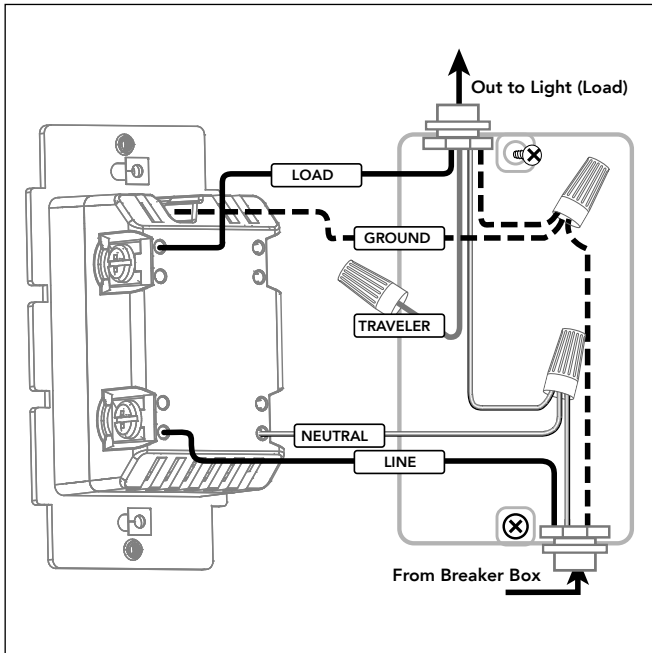
- Works with Z-Wave Classic and Z-Wave Plus Products
- 50% more wireless range
- 250% faster processor
- 400% more memory
- 50% more energy efficient
- Supports wireless upgrades to future-proof your home

White/light almond buttons included

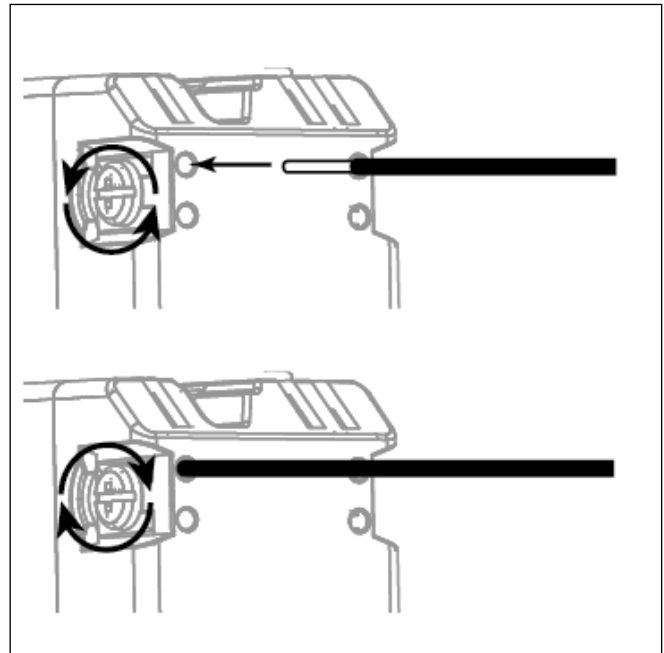


* Requires Z-Wave hub or controller, functions may vary depending on brand.

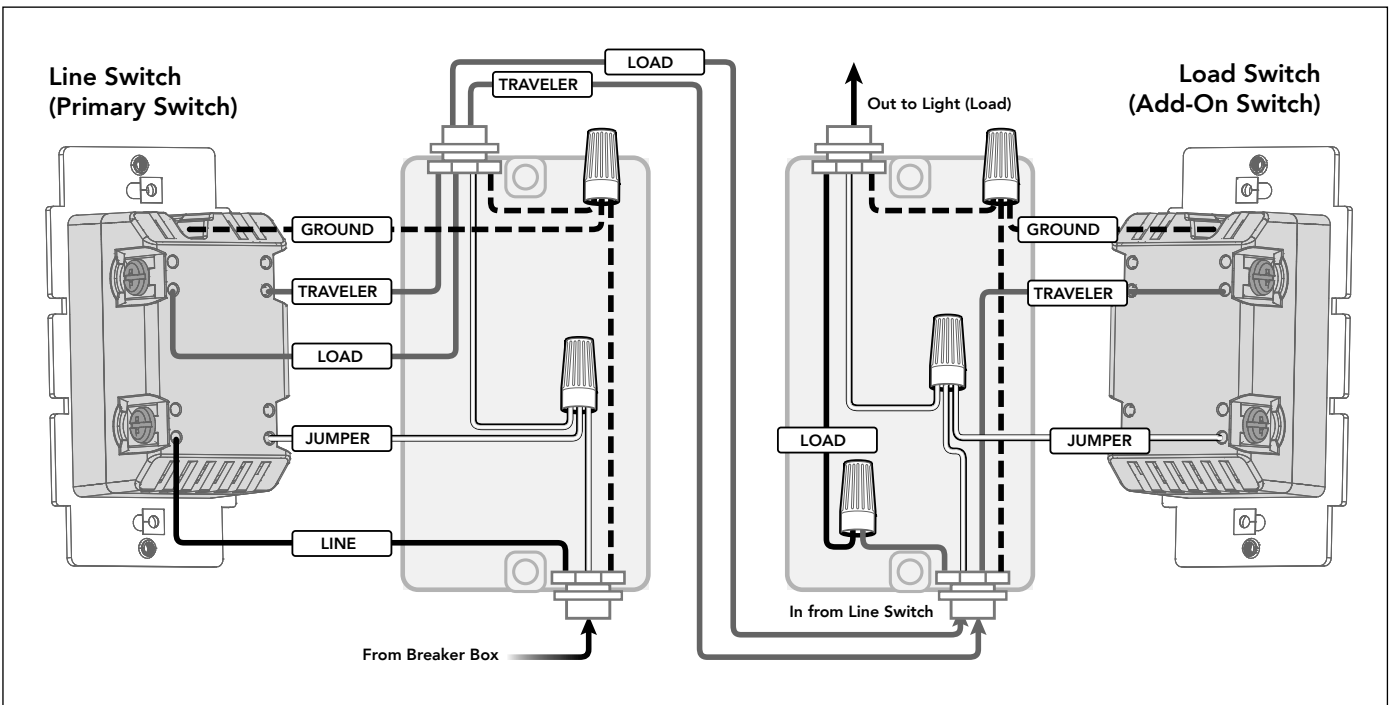
Single Location Wiring



Space-Saving Screw Terminals



Multi-Location Wiring

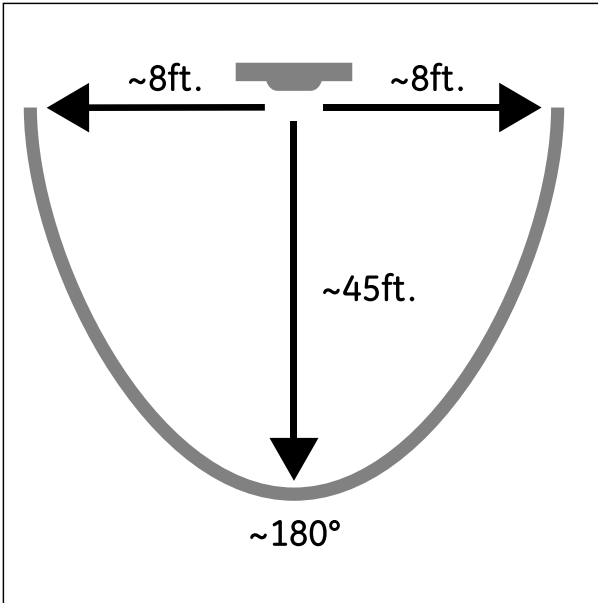


Installation Recommendations:

- Insert wires into holes, do not wrap wires around screws. Do not remove screws.
- Devices require a 1-gang U.S. wall box. 3½ in deep recommended, 2¼ in deep minimum.
- Indoor use only
- Visit <http://www.ezzwave.com/hubs/> for hub compatibility
- Wallplates sold separately
- Trilingual Instruction manual – (English, French, Spanish)

Detection Zone

The Smart Motion Dimmer covers up to a 180° range, up to 45 feet away. It's effective in small or large rooms.



Device Configuration

Adding your device to a Z-Wave network

Once the hub is ready to add your smart dimmer, press and release the top or bottom button on the smart dimmer to include it in the network.

To remove and reset the device

Once the controller is ready to remove your device, press and release the top button on the smart dimmer to remove it from the network.

To return to factory defaults

Press and release the top button ten times within 5 seconds. The LED will flash 3 times quickly confirming change.

Certifications & Compliances



Compliances, specifications and availability are subject to change without notice

Distributed by Jasco Products Company LLC
10 E. Memorial Rd., Oklahoma City, OK

Questions? Contact our U.S.-based Consumer Care at 1-800-654-8483 between 7AM-8PM, M-F, Central Time.

©Jasco 2020

Related Products - Z-Wave Smart Controls



46560
Add-On
Switch



24770
In-Wall Smart
Motion Switch



46564
In-Wall
Smart Dimmer



46562
In-Wall Smart
Switch



55257
In-Wall
Smart Outlet
CAV



55259
In-Wall Smart
Fan Control
CAV

Additional Button Colors



36877
Black Button



36878
Brown Button



36880
Ivory Button