



PROFICIENT  
**ZERO** ™  
Wireless Music System

# Proficient ZERO: A New Approach to Whole-House Sound

The Proficient ZERO™ Wireless Music System will revolutionize the way you do business. The name almost says it all — that's zero, as in "zero wires to run through the walls."

Most wireless audio products are built for point-to-point applications, like sending sound from a living room to a bedroom. Proficient ZERO goes way beyond that and can run up to eight rooms, installed in existing homes in a matter of hours rather than days.

Proficient ZERO offers a basic system with the wireless transmitter and a receiver with a high quality, built-in 35 watt per channel digital amp. But it also offers a wireless preamp/receiver, a separate 40W x 2 digital amp and a wireless range extender. You can now set up advanced multi-room sound in any sized home or commercial building.

## Proficient Signature Series

We're also introducing the Proficient Signature Series, which brings cool, minimalist design and that Proficient signature sound that you have come to trust and rely on. It starts with a couple of one-of-a-kind statement pieces in 7-layer black piano lacquer cabinets: a 10" powered sub and an LCR speaker with dual 6½" graphite woofers and silk dome tweeters. Incredible sound and a great look, especially when you put the LCR on top of the sub.

There are more new products in the Price Book. Be sure to take a moment to thumb thru and check out the wide range of products we offer. I think you'll agree that when it comes to residential audio, Proficient is the only one-stop shop for custom installers.

A handwritten signature in black ink that reads "Keith". The signature is fluid and cursive.

Keith Marshall  
Proficient Audio Systems  
Cell: 951.288.0945  
keith@proficientaudio.com

# Table of Contents

<b>Category</b>	<b>Page</b>
Wireless Audio.....	6
Signature Series.....	8
New Loudspeakers.....	10
Digital Amplifiers.....	12
M Series Amplifiers.....	13
Subwoofers.....	14
Ceiling LCR Speakers.....	16
Inwall LCR Speakers.....	17
Onwall LCR Speakers.....	17
MultiRoom Receiver & Controller.....	18
Source Keypad & Dock.....	19
M4 & M6 Keypads.....	20
M4 & M6 Accessories.....	21
Inwall Speakers.....	22
Ceiling Speakers.....	23
Single Stereo Ceiling Speakers.....	25
Single Stereo Indoor / Outdoor Speakers.....	25
Indoor / Outdoor Stereo Speakers.....	26
Rock Speakers.....	26
Bookshelf Speakers.....	27
Center Channel Speakers.....	27
Infrared Components.....	28
Speaker Selectors.....	30
Volume Controls.....	31
Speaker Brackets.....	32
Back Boxes.....	34
Speaker Cover Plates.....	35

PROFICIENT

Z

E

R



**PROFICIENT**  
proficientwireless.com

# Wireless Audio



Shipping  
Q4

## PZ System Wireless Music System

U/M  
Each

This advanced system transmits sound from any audio source to a receiver as far as 90 feet away. The receiver's built-in 35 watt per channel digital amp powers the speakers of your choice and you can hook up a powered sub too. Perfect for multiroom systems, home theater surrounds, or getting music from your office computer to the rest of the house.

- Includes Transmitter and MultiRoom Receiver
- Transmitter Supports Up To Eight Wireless Receivers
- Two Transmitters Can Be Used in Close Proximity
- Wirelessly Transmits High-Quality Audio 90 Feet
- Receiver Has 35W RMS x 2 Channel Digital Amplifiers
- Transmits 3 Discrete Channels of Audio + Optical PCM
- Transmitter Inputs: 3 Analog (L, R & Sub), 1 Optical PCM
- RF Audio Signal: 2.4GHz
- Select Transmitted Analog Audio, Optical PCM or Local Analog Audio, Optical PCM
- Receiver Outputs: L & R Speaker Level, 3.5mm Stereo Line Level, 3.5mm Sub Line Level & IR
- Receiver Inputs: 3.5mm Stereo Line Level & 1 Optical PCM
- Includes IR Remote & Power Supplies
- Optional MultiRoom & Preamp Receivers
- Optional Digital Amp & Extender System
- Transmitter (H x W x D): 1¼" x 7½" x 5½"
- Receiver (H x W x D): 1¼" x 7½" x 5½"  
\* With Antenna Raised, H 3¾"



Shipping  
Q4

## PZ Receiver Wireless MultiRoom Receiver

U/M  
Each

Use the Wireless MultiRoom Amplified Receiver to add extra rooms of sound to an existing Proficient ZERO™ Wireless Music System. Or use it as an accessory amp to get better sound from TVs and computers. The Proficient ZERO wireless platform features the Texas Instruments Equibit™ digital audio amp, which is aimed at the high-end of the market and pushes digital sound reproduction to the highest level of fidelity available today. It has analog and digital stereo inputs for an additional source and comes with a remote control. Just connect the speakers of your choice and crank it up!

- Use Up To Eight Wireless Receivers Per Transmitter
- 35W RMS x 2 Channel Digital Amplified Receiver
- Local Input Allows Connection Of External Sources
- Transmission/Receiver Range: 90 Feet
- RF Audio Signal: 2.4GHz
- IR Remote Included
- Outputs: L & R Speaker Level, 3.5mm Stereo Line Level, 3.5mm Sub Line Level & IR
- Inputs: 3.5mm Stereo Line Level & 1 Optical PCM
- Optional Wireless Music System
- Optional Wireless Preamp/Receiver
- Optional 40W x 2 Channel Digital Amp
- Optional Wireless Extender System
- Dimensions (H x W x D): 1¼" x 7½" x 5½"  
\* With Antenna Raised, H 3¾"

*Want To Do a Six-Room System?  
Get A Proficient ZERO System and Five Receivers.*

# Wireless Audio



## PZ Pre/Rcvr Wireless Preamp/Receiver

Shipping  
Q4

U/M  
Each

The Wireless Preamp/Receiver is essentially the Proficient ZERO™ MultiRoom Receiver without the built-in amp. Use the Wireless Preamp/Receiver with an amp and speakers to create a wireless audio system almost anywhere. You can connect a local source device such as an MP3 player. A remote control is included.

- Local Input for Connection of External Sources
- Use Up To Eight Wireless Receivers Per Transmitter
- Transmission/Receiver Range: 90 Feet
- RF Audio Signal: 2.4GHz
- IR Remote Included
- Optional Wireless Music System
- Optional Wireless MultiRoom Receiver
- Optional 40W x 2 Channel Digital Amp
- Optional Wireless Extender System
- Dimensions (H x W x D): 1½" x 4¾" x 4½"  
\* With Antenna Raised, H 3¾"



## PZ 80W Amp 40W x 2 Channel Digital Amp

Shipping  
Q4

U/M  
Each

A super-compact digital amplifier for high-volume sound in small spaces. The Proficient ZERO platform features the Texas Instruments Equibit™ digital audio amp, which is aimed at the high-end of the market and pushes digital sound reproduction to the highest level of fidelity available today. You can use it with a Proficient ZERO™ Wireless Preamp/Receiver, or anywhere you need great sound but don't have much space. Slip it behind a flat panel TV or computer, connect a pair of speakers and you'll get much better sound in a matter of minutes.

- Class D Digital Amplifier
- 40W RMS x 2 Channels
- Frequency Response: 20Hz – 20kHz
- Sensitivity: 892 mV
- Inputs: L & R RCA Line Level
- Outputs: L & R Speaker Level - Accepts 12 Gauge Wire
- Includes Power Supply
- Dimensions (H x W x D): 1¼" x 7½" x 5½"



## PZ Extender Wireless Extender System

Shipping  
Q4

U/M  
Each

The Extender System consists of two Repeater Modules. Get up to 190' by adding the Proficient ZERO Wireless Extender to our basic Proficient ZERO Wireless System (90' from Transmitter to first Repeater Module, plus 50' from first repeater module to the 2nd and 50' from the 2nd Repeater Module to the Wireless MultiRoom Receiver or Wireless Preamp/Receiver).

- Includes Two Wireless Repeater Modules
- Extends RF Range 100' for a total of 190'
- Converts 2.4GHz to 5.8GHz for Rebroadcast
- RF Channel Selection Switch
- LED Status Indicator
- No Interference or Delays
- Plug & Play – No Software Needed
- Repeater Modules (H x W x D): 1½" x 4¾" x 4½"

# Signature Series



## GL6 Dual 6½" LCR Speaker

Shipping  
Q4

U/M  
Each

One bookshelf LCR speaker with two 6½" graphite woofers, 1" silk dome tweeter and 125 watt power handling. Features a seven-layer gloss black finish and wood framed grille with neo-magnets.

- Power Handling: 125 Watts
- Frequency Response: 46Hz - 20kHz
- Impedance: 4Ω
- Sensitivity: 89dB 1W/1m
- Cabinet Design
- Dimensions (H x W x D): 8" x 24" x 10½"



## GS10 10" Subwoofer

Shipping  
Q4

U/M  
Each

Powered subwoofer with 10" long-excursion pulp-composite cone woofer and 250 watt multi-voltage Class D Amp. Features a seven-layer gloss black finish, wood framed grille with neo-magnets and brushed aluminum feet.

- Power: 250 Watts RMS Class D Amp
- Frequency Response: 28Hz - 200Hz
- Input: Left & Right Line Level, LFE
- Phase Switch: 0 - 180°
- Protection: Overload Limiter Circuit
- Power On/Off: Auto Sensing
- Crossover: 50Hz - 150Hz
- Multi-Voltage
- Rear Port
- Dimensions (H x W x D): 13½" x 13½" x 14½"





# Get Black To Basics.

There are few things in life that appeal to us more than a timeless design. And, the new Proficient Signature Series fits right into that genre: a one-of-a-kind statement of power and performance that sits at the top of Proficient's line of loudspeakers.

The Proficient Signature System is a superb match to all of the high-end 7.1 home theater receivers and high-power 2-channel amps on the market today. Pair up GL6 LCRs with GS10 subs and you have incredible sound with stunning results.

Installing Dealers will now have a flagship product with our signature Proficient sound in a drop-dead gorgeous cabinet that will more than satisfy any of the demanding jobs that you encounter.

**PROFICIENT**

[proficientaudio.com](http://proficientaudio.com)

# New Loudspeakers



## GSS Sub/Sat System

Shipping  
Q4

U/M  
Each

Complete 2.1 system includes 6½" subwoofer and two 3½" mini monitors. Powered subwoofer with 6½" long-excursion treated paper cone woofer and 30 watt multi-voltage amplifier. The sub also has built-in 10 watt x 2 channel amps to power the satellite speakers. The rear-firing port eliminates vent noise and distortion. Sub has matte black finish, wood framed grille with neo-magnets and brushed aluminum feet. The Mini Monitors also have a matching matte black finish and wood framed grille with neo-magnets.

- Sub Power: 30 Watts RMS
- Satellite Power: 10 Watts x 2 Channels
- System Frequency Response: 35Hz - 20kHz
- Input: 3.5mm Jack for Stereo Line Level
- Master Volume and Subwoofer Level Controls
- Phase Switch: 0 - 180°
- Protection: Overload Protection Circuit
- Power On/Off: Auto Sensing
- Subwoofer Dimensions (H x W x D): 9⅝" x 9" x 10"
- Satellite Dimensions (H x W x D): 7" x 5⅝" x 4¾"



## GS6 6½" Subwoofer

Shipping  
Q4

U/M  
Each

Powered subwoofer with 6½" long-excursion composite paper cone woofer and 30 watt multi-voltage amplifier. Rear-firing port eliminates vent noise and distortion. Features a matte black finish, wood framed grille with neo-magnets and brushed aluminum feet.

- Power: 30 Watts RMS
- Frequency Response: 28Hz - 200Hz
- Input: 3.5mm Jack for Stereo Line Level
- Phase Switch: 0 - 180°
- Protection: Overload Limiter Circuit
- Power On/Off: Auto Sensing
- No Stereo Power Amps for Satellites
- Dimensions (H x W x D): 9⅝" x 9" x 10"

# New Loudspeakers



## GSB3 TV Sound Bar

Shipping  
Q4

U/M  
Each

Passive soundbar for use with 7.1 and 5.1 home theater receivers. Features six 3½" graphite woofers, three 1" silk dome tweeters and 100 watt power handling. Features a matte black finish and wood framed grille with neo-magnets.

- Power Handling: 100 Watts
- Frequency Response: 90Hz - 20kHz
- Impedance: 4Ω
- Sensitivity: 85dB 1W/1m
- Surface and Wall Mount Brackets Included
- Dimensions (H x W x D): 6" x 36" x 4⅞"



## C600

Shipping  
Q4

U/M  
Pair

One pair of ceiling speakers with 6½" polypropylene woofers, ½" fixed polyethylene tweeters and 75 watt power handling.

*Please note that the C600 does not fit the PCB-C600 pre-construction bracket or BB-C650 metal back box.*

- Power Handling: 75 Watts
- Frequency Response: 55Hz - 20kHz
- Impedance: 8Ω
- Sensitivity: 89dB 1W/1m
- Diameter x Depth: 9" x 3¼"
- Ceiling Cut Out: 7⅞"

# Digital Amplifiers



## PZ 80W Amp 40W x 2 Channel Digital Amp

Shipping  
Q4

U/M  
Each

A super-compact digital amplifier for high-volume sound in small spaces. The Proficient ZERO platform features the Texas Instruments Equibit™ digital audio amp, which is aimed at the high-end of the market and pushes digital sound reproduction to the highest level of fidelity available today. You can use it with a Proficient ZERO™ Wireless Preamp/Receiver, or anywhere you need great sound but don't have much space. Slip it behind a flat panel TV or computer, connect a pair of speakers and you'll get much better sound in a matter of minutes.

- Class D Digital Amplifier
- 40W RMS x 2 Channels
- Frequency Response: 20Hz – 20kHz
- Sensitivity: 892 mV
- Inputs: L & R RCA Line Level
- Outputs: L & R Speaker Level - Accepts 12 Gauge Wire
- Includes Power Supply
- Dimensions (H x W x D): 1¼" x 7⅛" x 5½"



## PZ Receiver Wireless MultiRoom Receiver

Shipping  
Q4

U/M  
Each

Use the Wireless MultiRoom Amplified Receiver to add extra rooms of sound to an existing Proficient ZERO™ Wireless Music System. Or use it as an accessory amp to get better sound from TVs and computers. The Proficient ZERO wireless platform features the Texas Instruments Equibit™ digital audio amp, which is aimed at the high-end of the market and pushes digital sound reproduction to the highest level of fidelity available today. It has analog and digital stereo inputs for an additional source and comes with a remote control. Just connect the speakers of your choice and crank it up!

- Use Up To Eight Wireless Receivers Per Transmitter
- 35W RMS x 2 Channel Digital Amplified Receiver
- Local Input Allows Connection Of External Sources
- Transmission/Receiver Range: 90 Feet
- RF Audio Signal: 2.4GHz
- IR Remote Included
- Outputs: L & R Speaker Level, 3.5mm Stereo Line Level, 3.5mm Sub Line Level & IR
- Inputs: 3.5mm Stereo Line Level & 1 Optical PCM
- Optional Wireless Music System
- Optional Wireless Preamp/Receiver
- Optional 40W x 2 Channel Digital Amp
- Optional Wireless Extender System
- Dimensions (H x W x D): 1¼"\* x 7⅛" x 5½"  
\* With Antenna Raised, H 3¾"

# M Series Amplifiers



## M8 Amp

U/M  
Each

35 watt x 8 channel power amplifier produces superior speaker performance, with tight bass response and unparalleled transient response. Features remote power on via signal sensing or voltage trigger. Includes bolt-on rack ears.

- Premium Cast Aluminum Faceplate
- Power: 35 Watts per Channel @ 0.05% THD  $\pm$ 3dB
- Independent Level Controls on Each Channel
- 4 Position Source Selection Switch on Each Channel
- Odd-Even Pairs are Bridgeable for Higher Power
- Remote Power-On via Signal Switching or 3-30V Trigger
- Separate Protection Circuitry for Each Channel Pair
- 12V Trigger Output
- Bus Loop Output for Daisy Chaining Additional Amps
- 5-Way Binding Posts
- Includes Bolt-On Rack Ears
- Dimensions (H x W x D): 5 $\frac{1}{8}$ " x 17 $\frac{1}{8}$ " x 15 $\frac{1}{2}$ "
- Weight: 30 lbs



## M2 Amp

U/M  
Each

125 watt x 2 channel high-current stereo power amplifier produces superior speaker performance, with tight bass response and unparalleled transient response. Features remote power on via signal sensing or voltage trigger. Includes bolt-on rack ears.

- Premium Cast Aluminum Faceplate
- Power: 125 Watts per Channel @ 0.05% THD  $\pm$ 3dB
- Amplifier Stable to 2 $\Omega$
- High-Current Discrete Amplifier Design
- Auto Sensing Power On / Off
- Stereo Line Level Input
- Individual Input Level Adjustments
- Pass Through Line Level Outputs
- 5-Way Binding Posts
- Includes Bolt-On Rack Ears
- Dimensions (H x W x D): 5 $\frac{1}{8}$ " x 17 $\frac{1}{8}$ " x 15 $\frac{1}{2}$ "
- Weight: 30 lbs



## M3 Amp/Crossover

U/M  
Each

180 watt high-current mono amp with built-in crossover network. Crossover features adjustments for subwoofer fine-tuning to individual room acoustics. Includes bolt-on rack ears.

- Use with IWS10 10" Inwall Sub
- Premium Cast Aluminum Faceplate
- Power: 180 Watts Single Channel
- Variable Low Pass Crossover 35Hz - 150Hz
- LFE Input & Pass Through Output
- Phase Switch
- Remote Power-On Switching via Signal Sensing
- Includes Bolt-On Rack Ears
- Dimensions (H x W x D): 4" x 17 $\frac{1}{8}$ " x 12 $\frac{5}{8}$ "
- Weight: 18 lbs

# Subwoofers



## GS10 Sub w/ Class D Amp

Shipping  
Q4

U/M  
Each

Powered subwoofer with 10" long-excursion pulp-composite cone woofer and 250 watt multi-voltage Class D Amp. Features a seven-layer gloss black finish, wood framed grille with neo-magnets and brushed aluminum feet.

- Power: 250 Watts RMS Class D Amp
- Frequency Response: 28Hz - 200Hz
- Input: Left & Right Line Level, LFE
- Phase Switch: 0 - 180°
- Protection: Overload Limiter Circuit
- Power On/Off: Auto Sensing
- Crossover: 40Hz - 200Hz
- Multi-Voltage
- Rear Port
- Dimensions (H x W x D): 13½" x 13½" x 14½"

## GS6 Sub

Shipping  
Q4

U/M  
Each

Powered subwoofer with 6½" long-excursion composite paper cone woofer and 30 watt multi-voltage amplifier. Rear-firing port eliminates vent noise and distortion. Features a matte black finish, wood framed grille with neo-magnets and brushed aluminum feet.

- Power: 30 Watts RMS
- Frequency Response: 28Hz - 200Hz
- Input: 3.5mm Jack for Stereo Line Level
- Phase Switch: 0 - 180°
- Protection: Overload Limiter Circuit
- Power On/Off: Auto Sensing
- No Stereo Power Amps for Satellites
- Dimensions (H x W x D): 9¾" x 9" x 10"



## IWS10 Inwall Sub

U/M  
Each

One inwall passive subwoofer with a 10" long excursion treated paper cone woofer and inverted neodymium magnet structure with a power handling capacity of 250 watts. For new construction, use the BB-IWS10 MDF back box.

- Power Handling: 250 watts
- Frequency Response: 36Hz - 150Hz
- Baffle Dimensions (H x W): 13⅝" x 13⅝"
- Wall Cut Out (H x W): 12¼" x 12¼"

## M3 Amp/Crossover

U/M  
Each

180 watt high-current mono amp with built-in crossover network. Crossover features adjustments for subwoofer fine-tuning to individual room acoustics. Includes bolt-on rack ears.

- Use with IWS10 10" Inwall Sub
- Premium Cast Aluminum Faceplate
- Power: 180 Watts Single Channel
- Variable Low Pass Crossover 35Hz - 150Hz
- LFE Input & Pass Through Output
- Phase Switch
- Remote Power-On Switching via Signal Sensing
- Includes Bolt-On Rack Ears
- Dimensions (H x W x D): 4" x 17⅞" x 12⅝"
- Weight: 18 lbs



## BB-IWS10 BackBox

U/M  
Each

Medium Density Fiberboard (MDF) back box for the IWS10 sub, designed to fit any standard 16" stud bay. Cuts down on translational energy vibration between adjacent walls. The IWS10 sub is tuned to the BB-IWS10 back box.

- Dimensions (H x W x D): 42¾" x 14⅜" x 3¼"

# Subwoofers

## PS12 Sub w/ Class D Amp

**U/M**  
Each

One subwoofer with 12" long excursion treated paper cone woofer and 250 watt multi-voltage Class D Amp. Slotted rear-firing port eliminates vent noise and distortion. Black wood grain finish and brushed aluminum feet.

- Power: 250 Watts RMS Class D Amp
- Frequency Response: 28Hz - 200Hz
- Input: Left & Right Line Level, LFE
- Phase Switch: 0 - 180°
- Protection: Overload Protection Circuit
- Power On/Off: Auto Sensing
- Port: Rear Slotted
- Dimensions (H x W x D): 18¼" x 14¼" x 17¼"



## PS10 Sub

**U/M**  
Each

One subwoofer with 10" long excursion treated paper cone woofer and 120 watt multi-voltage amplifier. Slotted rear-firing port eliminates vent noise and distortion. Black wood grain finish & aluminum feet.

- Power: 120 Watts RMS
- Frequency Response: 32Hz - 200Hz
- Input: Left & Right Line Level, LFE
- Phase Switch: 0 - 180°
- Protection: Overload Protection Circuit
- Power On/Off: Auto Sensing
- Port: Rear Slotted
- Dimensions (H x W x D): 15½" x 11½" x 17½"

## PS8 Sub

**U/M**  
Each

One subwoofer with 8" long excursion treated paper cone woofer and 80 watt multi-voltage amplifier. Slotted rear-firing port eliminates vent noise and distortion. Black wood grain finish & aluminum feet.

- Power: 80 Watts RMS
- Frequency Response: 45Hz - 200Hz
- Input: Left & Right Line Level, LFE
- Phase Switch: 0 - 180°
- Protection: Overload Protection Circuit
- Power On/Off: Auto Sensing
- Port: Rear Slotted
- Dimensions (H x W x D): 12¾" x 9¾" x 16"



# Ceiling LCR Speakers

## C1030

One LCR ceiling speaker with woofer and midrange/tweeter bridge fixed at a 15° angle. 10" Kevlar® woofer, 3" pivoting Kevlar® midrange, 1" pivoting aluminum dome tweeter, ±3dB midrange & treble contour switches and 200 watt power handling. The PCB-C1000 bracket is designed for new construction and retrofit installations. PCB-C1000 is required and included with each C1030, as well as available separately.

- Power Handling: 200 Watts
- Frequency Response: 40Hz - 22kHz
- Impedance: 4Ω
- Sensitivity: 92dB 1W/1m
- Diameter x Depth: 13<sup>3</sup>/<sub>8</sub>" x 7<sup>5</sup>/<sub>8</sub>"
- Ceiling Cut Out: 11<sup>7</sup>/<sub>8</sub>"

**U/M**  
Each



## C870

One LCR ceiling speaker with woofer and tweeter bridge fixed at a 15° angle. 8" Kevlar® woofer and 1" pivoting aluminum dome tweeter, ±3dB bass & treble contour switches and 175 watt power handling.

- Power Handling: 175 Watts
- Frequency Response: 28Hz - 22kHz
- Impedance: 8Ω
- Sensitivity: 92dB 1W/1m
- Diameter x Depth: 11<sup>1</sup>/<sub>8</sub>" x 5<sup>7</sup>/<sub>8</sub>"
- Ceiling Cut Out: 9<sup>3</sup>/<sub>4</sub>"

**U/M**  
Each

## C840

One LCR ceiling speaker with woofer and tweeter bridge fixed at a 15° angle. 8" graphite woofer and 1" pivoting silk dome tweeter, ±3dB bass & treble contour switches and 150 watt power handling.

- Power Handling: 150 Watts
- Frequency Response: 40Hz - 22kHz
- Impedance: 8Ω
- Sensitivity: 92dB 1W/1m
- Diameter x Depth: 11<sup>1</sup>/<sub>8</sub>" x 5<sup>7</sup>/<sub>8</sub>"
- Ceiling Cut Out: 9<sup>3</sup>/<sub>4</sub>"

**U/M**  
Each



## C660

One LCR ceiling speaker with woofer and tweeter bridge fixed at a 15° angle. 6<sup>1</sup>/<sub>2</sub>" graphite woofer and 1" pivoting aluminum dome tweeter and 125 watt power handling.

- Power Handling: 125 Watts
- Frequency Response: 36Hz - 22kHz
- Impedance: 8Ω
- Sensitivity: 92dB 1W/1m
- Diameter x Depth: 9<sup>1</sup>/<sub>4</sub>" x 4<sup>9</sup>/<sub>16</sub>"
- Ceiling Cut Out: 8<sup>1</sup>/<sub>4</sub>"

**U/M**  
Each

## C655

One LCR ceiling speaker with woofer and tweeter bridge fixed at a 15° angle. 6<sup>1</sup>/<sub>2</sub>" graphite woofer and 1" pivoting silk dome tweeter and 100 watt power handling.

- Power Handling: 100 Watts
- Frequency Response: 45Hz - 20kHz
- Impedance: 8Ω
- Sensitivity: 91dB 1W/1m
- Diameter x Depth: 9<sup>1</sup>/<sub>4</sub>" x 5"
- Ceiling Cut Out: 8<sup>1</sup>/<sub>4</sub>"

**U/M**  
Each



## C650

One LCR ceiling speaker with woofer and tweeter bridge fixed at a 15° angle. 6<sup>1</sup>/<sub>2</sub>" polypropylene woofer and 1" pivoting silk dome tweeter and 100 watt power handling.

- Power Handling: 100 Watts
- Frequency Response: 45Hz - 20kHz
- Impedance: 8Ω
- Sensitivity: 91dB 1W/1m
- Diameter x Depth: 9<sup>1</sup>/<sub>4</sub>" x 4<sup>9</sup>/<sub>16</sub>"
- Ceiling Cut Out: 8<sup>1</sup>/<sub>4</sub>"

**U/M**  
Each



# Inwall LCR Speakers



## IW650

**U/M**  
Each

One inwall LCR speaker with two 6½" Kevlar® woofers, 1" pivoting aluminum dome tweeter, ±3dB bass & treble contour switches and 150 watt power handling. Fits horizontally between 16" on-center wall studs.

- Power Handling: 150 Watts
- Frequency Response: 50Hz - 20kHz
- Impedance: 8Ω
- Sensitivity: 90dB 1W/1m
- Dimensions (H x W x D): 9" x 16⅞" x 3"
- Wall Cut Out (H x W): 7½" x 14½"

## IW625

**U/M**  
Each

One inwall LCR speaker with two 6½" graphite woofers, 1" pivoting soft dome tweeter, ±3dB bass & treble contour switches and 125 watt power handling. Fits horizontally between 16" on-center wall studs.

- Power Handling: 125 Watts
- Frequency Response: 55Hz - 20kHz
- Impedance: 8Ω
- Sensitivity: 90dB 1W/1m
- Dimensions (H x W x D): 9" x 16⅞" x 3"
- Wall Cut Out (H x W): 7½" x 14½"



## IW550

**U/M**  
Each

One inwall LCR speaker with two 5¼" Kevlar® woofers, 1" pivoting aluminum dome tweeter, ±3dB bass & treble contour switches and 125 watt power handling.

- Power Handling: 125 Watts
- Frequency Response: 60Hz - 20kHz
- Impedance: 8Ω
- Sensitivity: 88dB 1W/1m
- Dimensions (H x W x D): 8" x 15⅛" x 3⅞"
- Wall Cut Out (H x W): 6¾" x 14½"

## IW525

**U/M**  
Each

One inwall LCR speaker with two 5¼" graphite woofers, 1" pivoting aluminum dome tweeter, ±3dB bass & treble contour switches and 100 watt power handling.

- Power Handling: 100 Watts
- Frequency Response: 65Hz - 20kHz
- Impedance: 8Ω
- Sensitivity: 88dB 1W/1m
- Dimensions (H x W x D): 8" x 15⅛" x 3⅞"
- Wall Cut Out (H x W): 6¾" x 14½"



# Onwall LCR Speakers



## F400gb

**U/M**  
Each

One onwall LCR for use with plasma and LCD flat panel video displays. Features dual 4" injection molded polypropylene woofers and 1" pivoting aluminum dome tweeter, with ±3dB bass & treble contour switches and 100 watt power handling. Available in Gloss Black.

- Power Handling: 100 Watts
- Frequency Response: 62Hz - 20kHz
- Impedance: 4Ω
- Sensitivity: 86dB 1W/1m
- Surface Mount Bracket Included
- Dimensions (H x W x D): 24" x 7½" x 4"

# MultiRoom Receiver



## M6

**U/M**  
Each

Distributed audio receiver that plays right out of the box. Runs six zones, has dual tuners built-in and will accommodate six source components. Has 12 channels of digital amplification with 30 watts per channel. Includes six PMKIR single-gang keypads with built-in IR receiver and six IR Single Flashers. Keypads feature installer-configurable buttons. Both AM/FM tuners have 10 presets per zone. Program the M6 via Proficient Editor software. Includes bolt-on rack ears. Expandable to 24 zones and eight sources.

- Premium Cast Aluminum Faceplate
- Six Zone Audio Receiver
- Six source inputs + 2 AM/FM Tuners
- Power: 30 Watts x 12 Channels
- Telephone Paging & Doorbell Mute
- All Digital Amplification
- Includes Six PMKIR Master Keypads w/IR
- Includes Six IR Single Flashers & Bolt-On Rack Ears
- Includes Programming Cable
- Programmable via Proficient Editor software
- Dimensions (H x W x D): 5<sup>13</sup>/<sub>16</sub>" x 17<sup>1</sup>/<sub>8</sub>" x 15<sup>1</sup>/<sub>2</sub>"
- Weight: 26 lbs

# MultiRoom Controller



## M4

**U/M**  
Each

Distributed audio controller. Hook it up and it immediately runs without any programming. Plays 4 zones and 6 component sources. Features 8 channels of digital amplification with 30 watts per channel. Includes four PMKIR single-gang keypads with built-in IR receiver and six IR Single Flashers. Keypads have installer-configurable buttons. Program the M4 via Proficient Editor software. Includes bolt-on rack ears. Expandable to 16 zones and 6 sources.

- Premium Cast Aluminum Faceplate
- Four zone audio controller
- Six Source Inputs
- Power: 30 Watts x 8 Channels
- Telephone Paging & Doorbell Mute
- All Digital Amplification
- Includes Four PMKIR Master Keypads w/IR
- Includes Six IR Single Flashers & Bolt-On Rack Ears
- Includes Programming Cable
- Programmable via Proficient Editor software
- Dimensions (H x W x D): 5<sup>13</sup>/<sub>16</sub>" x 17<sup>1</sup>/<sub>8</sub>" x 15<sup>1</sup>/<sub>2</sub>"
- Weight: 20 lbs

# Source Keypad & Dock



## The Source Keypad wht

U/M  
Each

Designed specifically for Proficient M4 & M6, The Source Keypad creates the ultimate media control experience by providing real-time system status, menu-driven control options, and source metadata with its high-resolution color LCD. Menu options include system source selection, internal tuner presets with frequency (when used with M6), iPod® menus and metadata as well as a variety of keypad setup options.

- High-Res, 64K Color (16 Bit) LCD Display
- Menu, Source Component & Metadata Display
- Fully Retrofit Compatible with PMKIR Installations
- Easy Navigation Scroll Wheel
- Volume Control Knob w/Back-Lit Level Indicator
- 7 Back-Lit, Configurable 'Hard Keys'
- Built-In IR Receiver
- Fits Most Dual Gang Electrical Boxes
- Includes White bezel



## The Source Dock wht

U/M  
Each

The Source Dock and The Source Dock Adapter provide an enhanced interface when used in conjunction with The Source Keypad and M4 or M6. Universal style dock is compatible with most iPod® models. Also charges the iPod and allows USB connection to computer for syncing with iTunes. The Source Dock and The Source Dock Adapter ship together in one convenient package (every Source Dock requires a Source Dock Adapter). Linking Dock Adapters allow up to Six Source Docks per system.

- Converts iPod Audio into a Balanced Audio Signal
- Converts iPod Serial Data to RS485 Data
- RJ45 Jack for CAT5 Connection to Dock Adapter
- USB Port for Syncing iPod to Computer
- Auxillary Audio Input
- Designed Specifically for Proficient M4 & M6
- Includes (1) iPod-Compatible Source Dock
- Includes (1) Source Dock Adapter
- Includes (1) Stereo Mini to RCA Audio Cable
- Requires The Source Power Supply



## The Source Power Supply

U/M  
Each

24V DC 2.5 Amp Power Supply for the Source Dock. Supports up to six Dock Adapters.

# M4 & M6 Keypads

## PMKIR

Single-gang Master keypad with built-in IR receiver. All buttons are removable and configurable. Includes extra buttons to customize any job. **MUST be connected to a Proficient M4 or M6.**

- Single-Gang Keypad
- Built-In IR Receiver
- 8 Source Select Buttons
- 7 Source Buttons Can Be Programmed For Function Control (One Of The 8 Must Be For Source Selection)
- 4 Additional Buttons Can Be Programmed For Any Function Excluding Source Selection
- Includes Extra Buttons for Custom Configuration
- Includes White, Bone and Almond Plates & Inserts

U/M  
Each



## PMK

Single-gang Master keypad. All buttons are removable and configurable. Includes extra buttons to customize any job. **MUST be connected to a Proficient M4 or M6.**

- Single-Gang Keypad
- 8 Source Select Buttons
- 7 Source Buttons Can Be Programmed For Function Control (One Of The 8 Must Be For Source Selection)
- 5 Additional Buttons Can Be Programmed For Any Function Excluding Source Selection
- Includes Extra Buttons For Custom Configuration
- Includes White, Bone and Almond Plates & Inserts

U/M  
Each

## PFK

Function keypad **must be connected to a PMKIR or PMK Master keypad.** Features 14 custom configurable buttons. Includes extra buttons with text and icons to customize any job.

- 14 Configurable Buttons
- Includes Ribbon Cable for Connection to PMKIR or PMK Master Keypads
- Includes Extra Buttons for Custom Configuration
- Includes White, Bone and Almond Inserts

U/M  
Each



Shown with Optional Wall Plate (Not Included)



Shown with Optional Wall Plate (Not Included)

## PNK

Numeric keypad **must be connected to a PMKIR or PMK Master keypad.** Features 16 custom configurable buttons: 10 numeric and 6 function. Includes extra buttons with text and icons to customize any job.

- 16 Configurable Buttons
- Includes Ribbon Cable for Connection to PMKIR or PMK Master Keypads
- Includes Extra Buttons for Custom Configuration
- Includes White, Bone and Almond Inserts

U/M  
Each

# M4 & M6 Accessories



## Speaker Mute Relay

U/M  
Each

The Speaker Mute Relay allows local speaker muting when one zone spans more than one room (i.e. Master Bedroom and Master Bath as one zone).

- Must be connected to a PMKIR, PMK or The Source Keypad
- Handles Up to 100 Watts Per Channel

---

## Command Interface Kit

U/M  
Each

Contains everything you need to connect and program an M4 or M6 from your laptop. Includes the following components:

- (1) Command Interface
- (1) 6' DB9 to Quad 3.5mm Plug Transfer Cable
- (1) USB to DB9 adapter cable
- (1) Power Supply



---

## Control Module

U/M  
Each

This Proficient Control Module is specifically programmed to interface Proficient M4 or M6 and Third-Party Control Platforms. The RS232 Data I/O connects directly to the Third-Party Control Hardware, and the Expansion Port connects to M4 or M6 via CAT5 cable.

- Communication Interface for M4 & M6
- Expansion Port RS232 Buffer for External Control
- Connects via Cat5 to M4 or M6 Expansion Port
- RS232 9-Pin Male Data I/O


---

## RJA-1.1 Adapter

U/M  
Six

For use when RJ-45 terminated connection is preferred to bare wire connection to Proficient Master Keypads. Connects data, power and IR signals between the keypad and the M4 or M6.

- Package Contains 6 Adapters



---

## CATY Adapter

U/M  
Two

Facilitates connection of multiple Master Keypads to a single zone, on M4 and M6. This 'Y' adapter can be located at the zone connection on the receiver, or at a keypad location within the zone. Requires the use of a RJA-1.1 Adapter if located at the keypad.

- Package Contains 2 Adapters

# Inwall Speakers

## W850

One pair of inwall speakers with 8" Kevlar® woofers, cast magnesium woofer baskets, 1" pivoting aluminum dome tweeters, ±3dB bass & treble contour switches and 175 watt power handling.

- Power Handling: 175 Watts
- Frequency Response: 28Hz - 22kHz
- Impedance: 8Ω
- Sensitivity: 92dB 1W/1m
- Dimensions (H x W x D): 14<sup>7</sup>/<sub>8</sub>" x 10<sup>1</sup>/<sub>8</sub>" x 3<sup>3</sup>/<sub>4</sub>"
- Wall Cut Out (H x W): 13<sup>5</sup>/<sub>8</sub>" x 8<sup>3</sup>/<sub>4</sub>"

**U/M**  
Pair



## W800

One pair of inwall speakers with 8" graphite woofers, 1" pivoting aluminum dome tweeters, +3dB bass & treble contour switches and 150 watt power handling.

- Power Handling: 150 Watts
- Frequency Response: 28Hz - 22kHz
- Impedance: 8Ω
- Sensitivity: 92dB 1W/1m
- Dimensions (H x W x D): 14<sup>7</sup>/<sub>8</sub>" x 10<sup>1</sup>/<sub>8</sub>" x 3<sup>3</sup>/<sub>4</sub>"
- Wall Cut Out (H x W): 13<sup>5</sup>/<sub>8</sub>" x 8<sup>3</sup>/<sub>4</sub>"

**U/M**  
Pair

## W690

One pair of inwall speakers with 6<sup>1</sup>/<sub>2</sub>" Kevlar® woofers, cast magnesium woofer baskets, 1" pivoting aluminum dome tweeters, +3dB bass & treble contour switches and 150 watt power handling.

- Power Handling: 150 Watts
- Frequency Response: 32Hz - 22kHz
- Impedance: 8Ω
- Sensitivity: 92dB 1W/1m
- Dimensions (H x W x D): 12<sup>1</sup>/<sub>4</sub>" x 8<sup>3</sup>/<sub>16</sub>" x 3<sup>3</sup>/<sub>16</sub>"
- Wall Cut Out (H x W): 10<sup>7</sup>/<sub>8</sub>" x 6<sup>3</sup>/<sub>4</sub>"

**U/M**  
Pair



## W680

One pair of inwall speakers with 6<sup>1</sup>/<sub>2</sub>" graphite woofers, 1" pivoting aluminum dome tweeters, +3dB bass & treble contour switches and 125 watt power handling.

- Power Handling: 125 Watts
- Frequency Response: 32Hz - 22kHz
- Impedance: 8Ω
- Sensitivity: 92dB 1W/1m
- Dimensions (H x W x D): 12<sup>1</sup>/<sub>4</sub>" x 8<sup>3</sup>/<sub>16</sub>" x 3<sup>3</sup>/<sub>16</sub>"
- Wall Cut Out (H x W): 10<sup>7</sup>/<sub>8</sub>" x 6<sup>3</sup>/<sub>4</sub>"

**U/M**  
Pair

## W670

One pair of inwall speakers with 6<sup>1</sup>/<sub>2</sub>" polypropylene woofers, 1" pivoting silk dome tweeters and 100 watt power handling.

- Power Handling: 100 Watts
- Frequency Response: 36Hz - 20kHz
- Impedance: 8Ω
- Sensitivity: 91dB 1W/1m
- Dimensions (H x W x D): 12<sup>1</sup>/<sub>4</sub>" x 8<sup>3</sup>/<sub>16</sub>" x 3<sup>1</sup>/<sub>8</sub>"
- Wall Cut Out (H x W): 10<sup>7</sup>/<sub>8</sub>" x 6<sup>3</sup>/<sub>4</sub>"

**U/M**  
Pair



## W665

One pair of inwall speakers with 6<sup>1</sup>/<sub>2</sub>" polypropylene woofers, 3/4" soft dome tweeters and 75 watt power handling.

- Power Handling: 75 Watts
- Frequency Response: 45Hz - 20kHz
- Impedance: 8Ω
- Sensitivity: 90dB 1W/1m
- Dimensions (H x W x D): 12<sup>1</sup>/<sub>4</sub>" x 8<sup>3</sup>/<sub>16</sub>" x 3<sup>3</sup>/<sub>16</sub>"
- Wall Cut Out (H x W): 10<sup>7</sup>/<sub>8</sub>" x 6<sup>3</sup>/<sub>4</sub>"

**U/M**  
Pair

# Ceiling Speakers



## C850

**U/M**  
Pair

One pair of ceiling speakers with 8" Kevlar® woofers, cast magnesium woofer baskets, 1" pivoting aluminum dome tweeters, ±3dB bass & treble contour switches and 175 watt power handling.

- Power Handling: 175 Watts
- Frequency Response: 28Hz - 22kHz
- Impedance: 8Ω
- Sensitivity: 92dB 1W/1m
- Diameter x Depth: 11½" x 4¼"
- Ceiling Cut Out: 9¾"

## C800

**U/M**  
Pair

One pair of ceiling speakers with 8" graphite woofers, 1" pivoting aluminum dome tweeters, +3dB bass & treble contour switches and 150 watt power handling.

- Power Handling: 150 Watts
- Frequency Response: 28Hz - 22kHz
- Impedance: 8Ω
- Sensitivity: 92dB 1W/1m
- Diameter x Depth: 11½" x 4¼"
- Ceiling Cut Out: 9¾"



## C790

**U/M**  
Pair

One pair of ceiling speakers with 8" polypropylene woofers, 1" pivoting soft dome tweeters and 125 watt power handling.

- Power Handling: 125 Watts
- Frequency Response: 36Hz - 20kHz
- Impedance: 8Ω
- Sensitivity: 92dB 1W/1m
- Diameter x Depth: 11½" x 4¼"
- Ceiling Cut Out: 9¾"

## C645

**U/M**  
Pair

One pair of ceiling speakers with 6½" Kevlar® woofers, cast magnesium woofer baskets, 1" pivoting aluminum dome tweeters, +3dB bass & treble contour switches and 150 watt power handling.

- Power Handling: 150 Watts
- Frequency Response: 32Hz - 22kHz
- Impedance: 8Ω
- Sensitivity: 92dB 1W/1m
- Diameter x Depth: 9¼" x 3⅝"
- Ceiling Cut Out: 8¼"



## C640

**U/M**  
Pair

One pair of ceiling speakers with 6½" graphite woofers, 1" pivoting aluminum dome tweeters, +3dB bass & treble contour switches and 125 watt power handling.

- Power Handling: 125 Watts
- Frequency Response: 32Hz - 22kHz
- Impedance: 8Ω
- Sensitivity: 92dB 1W/1m
- Diameter x Depth: 9¼" x 3⅝"
- Ceiling Cut Out: 8¼"

# Ceiling Speakers

## C625

One pair of ceiling speakers with 6½" graphite woofers, 1" pivoting silk dome tweeters and 100 watt power handling.

- Power Handling: 100 Watts
- Frequency Response: 45Hz - 20kHz
- Impedance: 8Ω

- Sensitivity: 91dB 1W/1m
- Diameter x Depth: 9¼" x 4"
- Ceiling Cut Out: 8¼"

U/M  
Pair



## C620

One pair of ceiling speakers with 6½" polypropylene woofers, 1" pivoting silk dome tweeters and 100 watt power handling.

- Power Handling: 100 Watts
- Frequency Response: 45Hz - 20kHz
- Impedance: 8Ω

- Sensitivity: 91dB 1W/1m
- Diameter x Depth: 9¼" x 3⅝"
- Ceiling Cut Out: 8¼"

U/M  
Pair

## C610

One pair of ceiling speakers with 6½" polypropylene woofers, 1" pivoting soft dome tweeters and 85 watt power handling.

- Power Handling: 85 Watts
- Frequency Response: 45Hz - 20kHz
- Impedance: 8Ω

- Sensitivity: 91dB 1W/1m
- Diameter x Depth: 9¼" x 3⅝"
- Ceiling Cut Out: 8¼"

U/M  
Pair



## C605

One pair of ceiling speakers with 6½" polypropylene woofers, ¾" soft dome tweeters and 75 watt power handling.

- Power Handling: 75 Watts
- Frequency Response: 45Hz - 20kHz
- Impedance: 8Ω

- Sensitivity: 90dB 1W/1m
- Diameter x Depth: 9¼" x 3⅝"
- Ceiling Cut Out: 8¼"

U/M  
Pair

## C600

One pair of ceiling speakers with 6½" polypropylene woofers, ½" fixed polyethylene tweeters and 75 watt power handling.

*Please note that the C600 does not fit the PCB-C600 pre-construction bracket or BB-C650 metal back box.*

- Power Handling: 75 Watts
- Frequency Response: 48Hz - 20kHz
- Impedance: 8Ω

- Sensitivity: 89dB 1W/1m
- Diameter x Depth: 9" x 3¼"
- Ceiling Cut Out: 7⅞"

Shipping  
Q4

U/M  
Pair



## C500

One pair of ceiling speakers with 5¼" polypropylene woofers, ½" pivoting polyamide hard dome tweeters and 75 watt power handling.

- Power Handling: 75 Watts
- Frequency Response: 40Hz - 20kHz
- Impedance: 8Ω

- Sensitivity: 90dB 1W/1m
- Diameter x Depth: 7¾" x 3¼"
- Ceiling Cut Out: 6⅞"

U/M  
Pair



# Single Stereo Ceiling Speakers



## C800TT

U/M  
Each

One ceiling speaker with 8" dual voice coil graphite woofer, twin pivoting 1" aluminum dome tweeters, +3dB bass & treble contour switches and 150 watt power handling.

- Power Handling: 150 Watts
- Frequency Response: 28Hz - 22kHz
- Impedance: 8Ω
- Sensitivity: 92dB 1W/1m
- Diameter x Depth: 11 $\frac{1}{8}$ " x 4 $\frac{1}{4}$ "
- Ceiling Cut Out: 9 $\frac{3}{4}$ "

## C600TT

U/M  
Each

One ceiling speaker with 6 $\frac{1}{2}$ " dual voice coil polypropylene woofer, twin  $\frac{1}{2}$ " hard dome tweeters and 75 watt power handling.

- Power Handling: 75 Watts
- Frequency Response: 36Hz - 20kHz
- Impedance: 8Ω
- Sensitivity: 92dB 1W/1m
- Diameter x Depth: 9 $\frac{1}{4}$ " x 3 $\frac{3}{8}$ "
- Ceiling Cut Out: 8 $\frac{1}{4}$ "



# Single Stereo Indoor / Outdoor Speakers



## AW600TTwht | blk

U/M  
Each

One indoor/outdoor speaker with one 6 $\frac{1}{2}$ " dual voice coil polypropylene woofer, two 1" pivoting Supernil soft dome tweeters and 125 watt power handling. Weather-resistant ABS housing, powder coated aluminum grille. Includes swivel mounting bracket. **Order in white or black.**

- Power Handling: 125 Watts
- Frequency Response: 50Hz - 20kHz
- Impedance: 4Ω
- Sensitivity: 91dB 1W/1m
- Dimensions (H x W x D): 7" x 12" x 8"

## AW500TTwht | blk

U/M  
Each

One indoor/outdoor speaker with one 5 $\frac{1}{4}$ " dual voice coil polypropylene woofer, two 1" pivoting Supernil soft dome tweeters and 100 watt power handling. Weather-resistant ABS housing, powder coated aluminum grille. Includes swivel mounting bracket. **Order in white or black.**

- Power Handling: 100 Watts
- Frequency Response: 60Hz - 20kHz
- Impedance: 4Ω
- Sensitivity: 89dB 1W/1m
- Dimensions (H x W x D): 7" x 11" x 6 $\frac{1}{4}$ "



# Indoor / Outdoor Speakers

## AW830wht | blk

U/M  
Pair



One pair of indoor/outdoor speakers with 8" polypropylene woofers, 3" graphite midrange, 1" pivoting soft dome tweeters and 175 watt power handling. Includes swivel mounting brackets. **Order in white or black.**

- Power Handling: 175 Watts
- Frequency Response: 35Hz - 20kHz
- Impedance: 4Ω
- Sensitivity: 89dB 1W/1m
- Dimensions (H x W x D): 15¾" x 8¾" x 8¾"



## AW650wht | blk

U/M  
Pair

One pair of indoor/outdoor speakers with 6½" polypropylene woofers, 1" pivoting Supernil soft dome tweeters and 150 watt power handling. Includes swivel mounting brackets. **Order in white or black.**

- Power Handling: 150 Watts
- Frequency Response: 37Hz - 20kHz
- Impedance: 4Ω
- Sensitivity: 89dB 1W/1m
- Dimensions (H x W x D): 11" x 7" x 6¼"

## AW525wht | blk

U/M  
Pair



One pair of indoor/outdoor speakers with 5¼" polypropylene woofers, 1" pivoting Supernil soft dome tweeters and 125 watt power handling. Includes swivel mounting brackets. **Order in white or black.**

- Power Handling: 125 Watts
- Frequency Response: 45Hz - 20kHz
- Impedance: 8Ω
- Sensitivity: 88dB 1W/1m
- Dimensions (H x W x D): 9¾" x 6½" x 6¾"



## AW400wht | blk

U/M  
Pair

One pair of indoor/outdoor speakers with 4" polypropylene woofers, ¾" Supernil soft dome tweeters and 100 watt power handling. Includes swivel mounting brackets. **Order in white or black.**

- Power Handling: 100 Watts
- Frequency Response: 55Hz - 20kHz
- Impedance: 8Ω
- Sensitivity: 87dB 1W/1m
- Dimensions (H x W x D): 7¾" x 5½" x 5½"

# Rock Speakers


## R800G / R800S

U/M  
Pair



One pair of granite rock speakers with 8" graphite woofers, 1" polyamide dome tweeters and 90 watt power handling.

- Power Handling: 90 Watts
- Frequency Response: 65Hz - 20kHz
- Impedance: 8Ω
- Sensitivity: 95dB 1W/1m
- Weather-Resistant Design
- Dimensions (H x W x D): 14½" x 14½" x 11"



## R650G / R650S

U/M  
Pair

One pair of granite rock speakers with 6½" graphite woofers, 1" polyamide dome tweeters and 60 watt power handling.

- Power Handling: 60 Watts
- Frequency Response: 80Hz - 20kHz
- Impedance: 8Ω
- Sensitivity: 88dB 1W/1m
- Weather-Resistant Design
- Dimensions (H x W x D): 11½" x 9½" x 8¼"

# Bookshelf Speakers



## NFM6

**U/M**  
Pair

For Near Field Monitoring (NFM) applications and moderate-sized rooms. One pair of two-way speakers with 6½" polypropylene woofers, 1" aluminum dome tweeters and 150 watt power handling. Black wood grain finish.

- Power Handling: 150 Watts
- Frequency Response: 37Hz - 22kHz
- Impedance: 8Ω
- Sensitivity: 89dB 1W/1m
- Bookshelf Design
- Dimensions (H x W x D): 14¼" x 8" x 12⅞"

## NFM5

**U/M**  
Pair

Good for small rooms, bookshelf jobs and surround systems with sub. One pair of two-way speakers with 5¼" polypropylene woofers, 1" aluminum dome tweeters and 125 watt power handling. Black wood grain finish

- Power Handling: 125 Watts
- Frequency Response: 45Hz - 22kHz
- Impedance: 8Ω
- Sensitivity: 88dB 1W/1m
- Bookshelf Design
- Dimensions (H x W x D): 11½" x 6¼" x 8⅝"



# Center Channel Speakers



## CC550

**U/M**  
Each

One bookshelf center channel speaker with two 5¼" Kevlar® woofers, 3" Kevlar® midrange, 1" aluminum dome tweeter and 125 watt power handling.

- Power Handling: 125 Watts
- Frequency Response: 40Hz - 20kHz
- Impedance: 8Ω
- Sensitivity: 88dB 1W/1m
- Bookshelf Design
- Dimensions (H x W x D): 6¾" x 20½" x 8¾"

## CC540

**U/M**  
Each

One bookshelf center channel speaker with two 5¼" graphite woofers, 3" graphite midrange, 1" aluminum dome tweeter and 100 watt power handling.

- Power Handling: 100 Watts
- Frequency Response: 70Hz - 20kHz
- Impedance: 8Ω
- Sensitivity: 89dB 1W/1m
- Bookshelf Design
- Dimensions (H x W x D): 6¾" x 20½" x 8¾"



## CC400

**U/M**  
Each

One bookshelf center channel speaker with two 4" polypropylene woofers, 1" aluminum dome tweeter and 85 watt power handling.

- Power Handling: 85 Watts
- Frequency Response: 80Hz - 20kHz
- Impedance: 8Ω
- Sensitivity: 89dB 1W/1m
- Bookshelf Design
- Dimensions (H x W x D): 5½" x 20" x 7¼"



# Infrared Components



## IR Shelf Top Kit

U/M  
Each

Contains all components needed for a one room system setup. Includes the following IR components:

- (1) IR Shelf Top Receiver
- (1) IR Router
- (1) IR Power Supply–250mA
- (4) IR Single Flashers

---

## IR Shelf Top Receiver

U/M  
Each



Shelf-top IR receiver features Ambient Noise Suppression and LEDs to indicate system status and IR activity. IR Terminal included for easy, no-cut connection.

- Dimensions (L x W x D): 1½" x 3¾" x 1¼"

---

## IR Shelf Top ALR Receiver

U/M  
Each



Shelf-top IR receiver with Ambient Light Restrictor (ALR). ALR minimizes interference from plasma and CFL environments. Features LEDs to indicate system status and IR activity. IR Terminal included for easy, no-cut connection. Compatible with most Plasma, LCD, LED and DLP.

- Dimensions (L x W x D): 1½" x 3¾" x 1¼"

---

## IR Plasma Kit

U/M  
Each



Compatible with most Plasma, LCD, LED and DLP. Contains all components needed for a one room system setup. Includes the following IR components:

- (1) IR Plasma Receiver
- (1) IR Router
- (1) IR Power Supply–250mA
- (4) IR Single Flashers

---

## IR Plasma Receiver

U/M  
Each



Super small, surface-mount IR plasma receiver. Two-piece design separates the receiver from the "Smart Circuit" electronics package for clean looking installation. The "Smart Circuit" blocks interference from plasmas or CFLs. LEDs indicate system status and IR activity. IR Terminal included for easy, no-cut connection. Compatible with most Plasma, LCD, LED and DLP.

---

## IR Mini-blk Kit

U/M  
Each




Contains all components needed for a one room system setup. Includes the following IR components:

- (1) IR Mini Receiver–blk
- (1) IR Router
- (1) IR Power Supply–250mA
- (4) IR Single Flashers

---

## IR Mini Receiver-blk

U/M  
Each



Surface-mount mini IR receiver features Ambient Noise Suppression and LEDs to indicate system status and IR activity. IR Terminal included for easy, no-cut connection.

- Dimensions (L x W x D) : 2¾" x 1¾" x ¼"

# Infrared Components

## IR Fish Eye Kit

U/M  
Each

Compatible with most Plasma, LCD, LED and DLP. Contains all components needed for a one room system setup. Includes the following IR components:

- (1) IR Fish Eye Receiver
- (1) IR Router
- (1) IR Power Supply–250mA
- (4) IR Single Flashers



## IR Fish Eye Receiver

U/M  
Each

Flush-mount IR receiver features Ambient Noise Suppression and LEDs to indicate system status and IR activity. Includes four flavors of bezels (white, black, almond, and bone) and two Ambient Light Restrictor (ALR) bezels for severe plasma or CFL environments. IR Terminal included for easy, no-cut connection. Compatible with most Plasma, LCD, LED and DLP.

- Dimensions (Dia x L) :  $1\frac{5}{32}$ " x  $2\frac{5}{8}$ "
- Color Bezel (Dia x L):  $4\frac{7}{64}$ " x  $\frac{1}{8}$ "
- ALR Bezel (Dia x L):  $4\frac{7}{64}$ " x  $2\frac{3}{64}$ "

## IR Router

U/M  
Each

Central router for all Proficient IR systems. Controls IR receivers and IR Flashers. Equipped with 3.5mm mini jacks for quick connection of IR Receivers and Flashers. Multiple IR Routers can be cascaded for additional IR Flasher output jacks.



## IR Power Supply–250mA

U/M  
Each

12V DC, 250mA regulated power supply designed for use in small to moderate IR systems. Powers the IR Receivers, IR Router and IR Flashers.

## IR Power Supply–1.2A

U/M  
Each

12V DC, 1.2 Amp regulated power supply designed for use in larger IR systems. Powers the IR Receivers, IR Router and IR Flashers.



## IR Single Flasher

U/M  
Each

LED flashes red to indicate operation. Features docking port which allows quick installation of IR Flasher on a component, as well as easy removal of IR Flasher. Includes an 8' wire for painless hookup to IR Router.

## IR Dual Flasher

U/M  
Each

LEDs flash red to indicate operation. Features docking ports which allow quick installation of IR Flashers on components, as well as easy removal of IR Flashers. The Dual IR Flasher splits to two 8' wires for easy hookup to IR Router.



# Speaker Selectors



## SS4VC

U/M  
Each

Four-pair transformer-based on/off speaker selector with volume controls provides quick, convenient access for up to four stereo pairs. 60 watts power handling per channel, rear override switch for circuit protection and suction feet for stable operation.

- Power Handling: 60 Watts per Channel
- Frequency Response: 20Hz - 20kHz
- Protection: Front Mounted Switch & Rear Override
- Includes Area Labels
- Dimensions (H x W x D): 2 $\frac{3}{16}$ " x 17" x 6 $\frac{1}{32}$ "



## SS8P

U/M  
Each

Eight-pair resistor-based on/off speaker selector provides quick, convenient access for up to eight stereo pairs. 125 watts power handling per channel, rear override switch for circuit protection and suction feet for stable operation.

- Power Handling: 125 Watts per Channel
- Frequency Response: 20Hz - 20kHz
- Protection: Front Mounted Switch & Rear Override
- Includes Area Labels
- Dimensions (H x W x D): 2 $\frac{3}{16}$ " x 17" x 6 $\frac{1}{32}$ "



## SS4P

U/M  
Each

Four-pair resistor-based on/off speaker selector provides quick, convenient access for up to four stereo pairs. 125 watts power handling per channel, rear override switch for circuit protection and suction feet for stable operation.

- Power Handling: 125 Watts per Channel
- Frequency Response: 20Hz - 20kHz
- Protection: Front Mounted Switch & Rear Override
- Includes Area Labels
- Dimensions (H x W x D): 2 $\frac{3}{16}$ " x 8 $\frac{3}{8}$ " x 6 $\frac{1}{32}$ "

# Volume Controls

## VC60i

U/M  
Each

60-watt impedance-balancing volume control with autoformer. Features quick & secure wire connecting system. Fits in most single-gang J-boxes and plaster rings. Includes white, bone and almond plates, inserts and knobs.

- Power Handling: 60 Watts Continuous  
120 Watts Peak Music Power
- Frequency Response: 20Hz - 20kHz
- Steps: 12 (Make Before Break)
- Total Attenuation: 42dB (Max)
- Depth: 2½" Behind Plate



## VC45i

U/M  
Each

45-watt impedance-balancing volume control with autoformer. Features removable wire block terminal for easy connection. Fits in most single-gang J-boxes and plaster rings. Includes white, bone and almond plates, inserts and knobs.

- Power Handling: 45 Watts Continuous  
90 Watts Peak Music Power
- Frequency Response: 20Hz - 20kHz
- Steps: 10 (Make Before Break)
- Total Attenuation: 42dB (Max)
- Depth: 2½" Behind Plate

## VCS60

U/M  
Each

60-watt stereo volume control with autoformer. Features quick & secure wire connecting system. Fits in most single-gang J-boxes and plaster rings. Includes white, bone and almond plates, inserts and knobs.

- Power Handling: 60 Watts Continuous  
120 Watts Peak Music Power
- Frequency Response: 20Hz - 20kHz
- Steps: 12 (Make Before Break)
- Total Attenuation: 42dB (Max)
- Depth: 2½" Behind Plate



## VC60SL

U/M  
Each

60-watt slider stereo volume control with removable screw down wire terminal design. Fits in most single-gang J-boxes and plaster rings. Includes white, bone and almond plates, inserts and sliders.

- Power Handling: 60 Watts Continuous  
120 Watts Peak Music Power
- Frequency Response: 20Hz - 20kHz
- Steps: 12 (Make Before Break)
- Total Attenuation: 42dB (Max)
- Dimensions (H x W x D): 4" x 1⅝" x 3⅛"

## VC60AW


U/M  
Each

60-watt weather-resistant volume control sealed against dust and moisture. Fits onto ¾" conduit or can be surface mounted. Available in Gray.

- Power Handling: 60 Watts Continuous  
120 Watts Peak Music Power
- Frequency Response: 20Hz - 20kHz
- Steps: 12 (Make Before Break)
- Total Attenuation: 42dB (Max)
- Dimensions (H x W x D): H 4½" x W 2¾" x D 3½"



# Ceiling Tile Brackets



## CTB-C800

U/M  
Each

One each ceiling tile bracket used in drop ceiling and T-bar type ceiling applications. Fits C790, C800, C850, C870, C800TT and C850TT ceiling speakers.


## CTB-C600

U/M  
Each

One each ceiling tile bracket used in drop ceiling and T-bar type ceiling applications. Fits C605, C610, C620, C625, C640, C645, C650, C655, C660 and C600TT ceiling speakers.

---

# Pre-Construction Brackets



## PCB-C1000

U/M  
Pair

The PCB-C1000 bracket is designed for new construction and retrofit installations. The PCB-C1000 is included with each C1030 and is available separately.

*For safety reasons, the PCB-C1000 is required for all installations of the C1030.*

---

## PCB-IW600

U/M  
Each

One each pre-construction bracket for new construction. Fits IW650 and IW625 inwall LCR speakers.



## PCB-IW500

U/M  
Each

One each pre-construction bracket for new construction. Fits IW550 and IW525 inwall LCR speakers.



# Pre-Construction Brackets

## PCB-C800

U/M  
Pair

One pair of pre-construction brackets for new construction. Fits C790, C800, C850, C800TT and C850TT ceiling speakers and C840 and C870 LCR ceiling speakers.

## PCB-C600

U/M  
Pair

One pair of pre-construction brackets for new construction. Fits C605, C610, C620, C625, C640, C645 and C600TT ceiling speakers and C650, C655 and C660 LCR ceiling speakers.




## PCB-C500

U/M  
Pair

One pair of pre-construction brackets for new construction. Fits C500 ceiling speakers.

---



## PCB-W800

U/M  
Pair

One pair of pre-construction brackets for new construction. Fits W800 and W850 inwall speakers.

## PCB-W600

U/M  
Pair

One pair of pre-construction brackets for new construction. Fits W665, W670, W680 and W690 inwall speakers.

---

## PCB-C800 Extension Wings

U/M  
Pair

One pair of 15" extension wings for PCB-C800 pre-construction brackets.

## PCB-C600 Extension Wings

U/M  
Pair

One pair of 15" extension wings for PCB-C600 pre-construction brackets.



## PCB-C500 Extension Wings

U/M  
Pair

One pair of 15" extension wings for PCB-C500 pre-construction brackets.

# Back Boxes



## BB-IWS10

**U/M**  
Each

Medium Density Fiberboard (MDF) back box for the IWS10 sub, designed to fit any standard 16" stud bay. Cuts down on translational energy vibration between adjacent walls. The IWS10 sub is tuned to the BB-IWS10 back box.

• Dimensions (H x W x D): 42<sup>3</sup>/<sub>4</sub>" x 14<sup>3</sup>/<sub>8</sub>" x 3<sup>1</sup>/<sub>4</sub>"

---

## BB-C800

**U/M**  
Each

One metal back box for C790, C800, C850, C800TT and C850TT ceiling speakers and C840 and C870 LCR ceiling speakers. **UL 263-03 1-hour fire rating.**




## BB-C650

**U/M**  
Each

One metal back box for C605, C610, C620, C625, C640, C645 and C600TT ceiling speakers and C650, C655 and C660 LCR ceiling speakers. CMB-24 mounting bars are needed when installing in ceiling joists 24" on-center or suspended ceilings. **UL 263-03 1-hour fire rating.**

---



## BB-W600

**U/M**  
Each


One metal back box for W665, W670, W680 and W690 inwall speakers. **UL 263-03 1-hour fire rating.**

---

## CMB-24

**U/M**  
Pair

One pair of ceiling mounting bars slip into clips on BB-C650 back box. For installation in ceiling joists 24" on-center or suspended ceilings.



# Speaker Cover Plates

## CPC-800

**U/M**  
Pair

One pair of white cover plates for C790, C800, C850, C870, C800TT and C850TT ceiling speakers.

## CPC-600

**U/M**  
Pair

One pair of white cover plates for C650, C655 and C660 LCR speakers and C600TT, C605, C610, C620, C625, C640 and C645 ceiling speakers.



## CPC-500

**U/M**  
Pair

One pair of white cover plates for C500 ceiling speakers.



## CPW-600

**U/M**  
Pair

One pair of white cover plates for W665, W670, W680 and W690 wall speakers.



PROFICIENT

940 Columbia Avenue • Riverside, CA 92507 • 877.888.9004 • Fax 951.750.6304 • [proficientaudio.com](http://proficientaudio.com)

©2011-2012 Proficient Audio Systems

*iPod is a trademark of Apple, Inc., registered in the U.S. and other countries*  
*Kevlar is a registered trademark of DuPont*  
*Equibit is a trademark of Texas Instruments*

PAS00095-C (rev1)