





Audible/Visible Notification
Beam Smoke Detection
Carbon Monoxide Detection
HVAC Duct Smoke
Detection and Monitoring
Smoke Detection



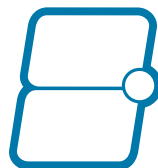
AV



BEAM



CO




HVAC



SPOT



MODULES



RELAYS

Innovation is our **way of life.**

At System Sensor, innovation is our way of life. Every day we design new products that are convenient to install and efficient to operate, providing our customers with the highest levels of reliability. We make it our business to develop advanced ideas that deliver advanced solutions.

Four Areas of Expertise

- **Conventional Detection** – a complete line of smoke detectors, heat detectors, carbon monoxide detectors, and accessories.
- **Audible/Visible Notification** – the SpectrAlert® Advance line, the industry's most refined series of notification devices for fire alarm and ECS/MNS systems.
- **HVAC Systems Monitoring** – the InnovairFlex™ line and other specialty detectors designed to detect smoke in air duct networks.



AV



BEAM



CO



HVAC



SPOT

Conventional Detection

i³ Series™ Photoelectric Smoke Detectors and Accessories

Installation ease, intelligence, and instant inspection are the guiding principles of the System Sensor i³ Series photoelectric smoke detectors. The i³ Series is a complete line – standard, sounder, auxiliary Form C relay, and isolated thermal models – featuring plug-in bases, removable covers, remote maintenance signaling, drift compensation and smoothing algorithms, green and red LEDs, and simplified sensitivity measurement. A host of accessories designed to enhance installation, testing, operation, and maintenance complement the i³ line of detectors.



i³ Series Photoelectric Smoke Detectors

Model No.	Loop Type	Thermal	Sounder	Form C Relay	Operating Voltage	Avg. Standby Current	Max. Alarm Current
2W-B	2-wire	No	No	No	8.5–35 VDC	50 µA	130 mA limited by control panel
2WT-B	2-wire	Yes	No	No	8.5–35 VDC	50 µA	130 mA limited by control panel
4W-B	4-wire	No	No	No	8.5–35 VDC	50 µA	23 mA
4WT-B	4-wire	Yes	No	No	8.5–35 VDC	50 µA	23 mA
2WTA-B	2-wire	Yes	Yes	No	8.5–35 VDC	50 µA	130 mA*
2WTR-B	2-wire	Yes	No	Yes	8.5–35 VDC	50 µA	130 mA limited by control panel
4WTA-B	4-wire	Yes	Yes	No	10–35 VDC	50 µA	35 mA
4WTR-B	4-wire	Yes	No	Yes	10–35 VDC	50 µA	35 mA
4WTAR-B	4-wire	Yes	Yes	Yes	10–35 VDC	50 µA	50 mA
4WITAR-B	4-wire	Isolated	Yes	Yes	10–35 VDC	50 µA	50 mA

*In direct power (non-reverse polarity), the maximum alarm current is 130 mA limited by the panel. In reverse polarity power, the maximum current is 30 mA for the 2WTA-B in alarm; 12 mA for all other 2WTA-B units on the loop. Add 25 mA for the RRS-MOD reversing relay alarm current.



i³ Series Accessories

Model No.	Description
SENS-RDR	i ³ Series infrared sensitivity reader
RRS-MOD	i ³ Series reversing relay synchronization module
2W-MOD2	i ³ Series loop test and maintenance module
RT	i ³ Series removal/replacement tool
A77-AB2	i ³ Series retrofit adapter bracket

Carbon Monoxide Detectors

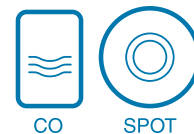
The CO1224T and CO1224TR detectors features RealTest®, the industry's first functional test for the detector's CO sensing cell. RealTest enables you to know the detector is providing the protection it promises. Designed for system connection, the CO1224T and CO1224TR enables you to maximize profits and minimize installation costs with code-compliant features, such as a trouble relay that sends a sensor failure or 10-year end-of-life signal to the control panel and SEMS-type terminal Philips-head screws that provide a quick and positive wiring connection while facilitating wiring supervision. The CO1224T and CO1224TR unit also features a low current draw, which allows more detectors to be connected to the panel without having to purchase a more expensive panel or extra power supply.



Carbon Monoxide Detectors

Model No.	Detection Type	Wiring	Operating Voltage	Max. Standby Current	Max. Alarm Current
CO1224T	Electrochemical	6-wire	12/24 VDC	20mA	40mA
CO1224TR	Electrochemical	6-wire	12/24 VDC	20mA	40mA
Model No.	Description				
CO-PLATE	Carbon monoxide detector replacement plate				

Conventional Detection



i⁴ Series Combination CO/Photoelectric Smoke Detectors and Modules

Integration, installation ease, intelligence, and instant inspection are the guiding principles of the System Sensor i⁴ Series Combination Carbon Monoxide (CO)/Photoelectric smoke detectors. The i⁴ Series is a conventional low-voltage detector that provides distinct CO or smoke alerts to the panel and to the homeowner. It has an integral sounder with Temporal 3 and Temporal 4 capability and when one device goes into alarm, they all sound. Its replaceable electromechanical CO cell can be easily replaced without tools at CO cell end-of-life. Its external infrared LED allows sensitivity testing from a distance using the SENS-RDR.

The required interface module integrates up to 12 detectors to conventional panels. On 2-wire devices, it initiates EZ Walk loop verification test. It can be programmed to send maintenance signals to the panels maintenance zone or to its smoke zone. The module is also compatible with our i³ Series smoke detectors with thermal and built-in sounders.

i⁴ Series Combination CO/Photoelectric Smoke Detectors

Model No.	Loop Type	Sounder	Operating Voltage	Max. Standby Current	Max. Alarm Current
COSMO-2W	2-wire	Yes	8.5-35 VDC	50µA	50mA
COSMO-4W	4-wire	Yes	8.5-35 VDC	50µA	40mA



i⁴ Series Modules

Model No.	Loop Type	Sounder	Operating Voltage	Max. Standby Current	Max. Alarm Current
COSMOD2W	2-wire	No	8.5-35 VDC	62mA	174mA**
COSMOD4W	4-wire	No	10-35 VDC	52mA*	75mA**



*Does not include current draw from attached detectors or EOL relay.
**Does not include reverse polarity current draw from attached detectors.

100 Series™ Plug-In Smoke Detectors and Bases

The 100 Series™ low-profile, plug-in smoke detectors are ideal for light commercial applications. Offered with a photoelectric sensor, the 100 Series units may be installed with a range of plug-in bases to accommodate a variety of wiring configurations and voltages. The 100 Series bases are designed for use with the System Sensor 100 and 400 Series plug-in smoke detectors and accommodate 2- or 4-wire loops and 12, 24, or 120 operating voltages to address a broad range of applications.

100 Series™ Plug-in Smoke Detectors

Model No.	Detection Type	Wiring	Thermal	Operating Voltage	Avg. Standby Current	Max. Alarm Current
2151	Photoelectric	Mounting base dependent	No	See bases	85µA	Mounting base dependent
2151T	Photoelectric	Mounting base dependent	No	See bases	85µA	Mounting base dependent



100 Series™ Plug-In Smoke Detector Bases

Model No.	Loop Type	Operating Voltage	Alarm Current
B110LP	2-wire	12/24 VDC	10-100 mA limited by the control panel
B110RLP	2-wire	24 VDC	22-62 mA
B112LP	4-wire	24 VDC	14-39 mA
B114LP	4-wire	120 VAC	75 mA (AC) maximum
B114LPBT	4-wire	24 VAC/DC	75 mA (AC) maximum
B116LP	2-wire	24 VDC	12-100 mA limited by the control panel



Conventional Detection

100 Series Plug-In Heat Detector

The 100 Series plug-in heat detector offers thermal detection in a 135°F combination fixed/rate-of-rise configuration. The 5151 detector may be installed with a range of plug-in bases to accommodate a variety of wiring configurations and voltages.



100 Series Plug-In Electronic Heat Detector

Model No.	Temperature Range	Activation Method	Max. Standby Current
5151	135°F (57°C)	Fixed/Rate-of-rise	80µA @ 24VDC

400 Series Plug-In Smoke Detector Base

The 400 Series base is designed for use with System Sensor 400 Series and 100 Series plug-in smoke detectors.



400 Series Plug-In Smoke Detector Base

Model No.	Loop Type	Alarm Contact Type	Operating Voltage	Max. Alarm Current
B401	2-wire	—	12/24 VDC	10-100 mA limited by the control panel

5600 Series Mechanical Heat Detectors

The 5600 Series mechanical heat detectors offer a low-cost means to protect property against fire and for non-life-safety installations where smoke detectors are inappropriate. To accommodate a broad range of applications, the 5600 Series units are available in a full line of configurations. Single- and dual-circuit models are available with low or high temperature ratings and with fixed temperature or combination fixed temperature/rate-of-rise (ROR) activation.

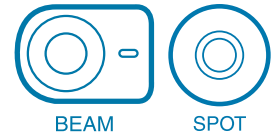


5600 Series Mechanical Heat Detectors

Model No.	Circuit	Identification Method on Exterior	Temperature Range	Activation Method	Protected Spacing**
5601P	Single	Non-lettered	135°F (57°C)	Fixed/Rate-of-rise	50 feet by 50 feet
5602	Single	Lettering	194°F (90°C)	Fixed/Rate-of-rise	50 feet by 50 feet
5603	Single	Lettering	135°F (57°C)	Fixed temperature	25 feet by 25 feet
5604	Single	Lettering	194°F (90°C)	Fixed temperature	25 feet by 25 feet
5621	Dual	Lettering	135°F (57°C)	Fixed/Rate-of-rise	50 feet by 50 feet
5622	Dual	Lettering	194°F (90°C)	Fixed/Rate-of-rise	50 feet by 50 feet
5623	Dual	Lettering	135°F (57°C)	Fixed temperature	25 feet by 25 feet
5624	Dual	Lettering	194°F (90°C)	Fixed temperature	25 feet by 25 feet

**Refer to NFPA 72 guidelines for spacing reductions when ceiling heights exceed 10 feet.

Conventional Detection



Reflected Beam Smoke Detectors

The OSI-R-SS reflected beam smoke detectors are equipped with both a transmitter and a receiver in one unit. It is easy to install and align with the included reflector. With automatic sensitivity setting, the OSI-R-SS unit can be easily installed to respond accurately in its respective environment. Plus, with multiple accessories ranging from multi-mounting to device heating, the OSI-R-SS detector is capable of protecting any high ceiling area. The OSI-R-SS comes with an integral sensitivity test feature.

Reflected Beam Smoke Detectors

Model No.	Wiring	Operating Voltage	Max. Standby Current	Max. Alarm Current	Range
OSI-R-SS	4-wire	10.2–32 VDC	11 mA max. @ 24 VDC	15 mA max. @ 24 VDC	16–328 ft. (5m to 100m)



Multi-Voltage Conventional Relays

The System Sensor multi-voltage conventional relays are used for high-current switching applications, such as fan and damper assembly control, door control, air handling unit controls, and other types of building system interfacing.


Multi-Voltage Conventional Relays

Model No.	Description	Operating Voltage	Operating Current	Contact Ratings
PR-1	Epoxy encapsulated (SPDT) relay with an activation LED	18–35 VDC, 18–35 VAC, 120 VAC	15 mA DC max. @ 24 VDC, 24 VAC, 120 VAC	24 VDC: 7 A with L/R = 5 mS; 120 VAC: 7 A max. (0.35 PF) 250 VAC: 10 A resistive; 30 VDC: 10 A resistive
PR-2	Epoxy encapsulated (SPDT) relay with an activation LED	10–40 VDC	30 mA DC max.	120 VAC: 10 A max. (resistive load); 120 VAC: 7 A max. (0.35 PF) 250 VAC: 10 A max. (resistive load); 30 VDC: 10 A max. (resistive load)
PR-3	Epoxy encapsulated (SPDT) relay with an activation LED	10–40 VDC	30 mA DC max.	120 VAC: 10 A max. (resistive load); 120 VAC: 7 A max. (0.35 PF) 250 VAC: 10 A max. (resistive load); 30 VDC: 10 A max. (resistive load)



Multi-Voltage Conventional Relays (continued)

Model No.	Description	Operating Voltage	Operating Current	Contact Ratings
R-10T	Single (SPDT) relay with an activation LED	18–35 VDC, 18–35 VAC, 115 VAC, 230 VAC	20 mA DC max. @ 24 VDC, 24 VAC, 115 VAC, 230 VAC	24 VDC: 7 A with L/R = 5 mS; 120 VAC: 10 A 120 VAC: 1/6 HP; 230 VAC: 7 A
R-14T	4-gang (SPDT) relay with 4 activation LEDs	18–35 VDC, 18–35 VAC, 115 VAC, 230 VAC	20 mA DC max. @ 24 VDC, 24 VAC, 115 VAC, 230 VAC	24 VDC: 7 A with L/R = 5 mS; 120 VAC: 10 A 120 VAC: 1/6 HP; 230 VAC: 7 A
R-20T	Single (DPDT) relay with an activation LED	18–35 VDC, 18–35 VAC, 115 VAC, 230 VAC	40 mA DC max. @ 24 VDC, 24 VAC, 115 VAC, 230 VAC	24 VDC: 7 A with L/R = 5 mS; 120 VAC: 10 A 120 VAC: 1/6 HP; 230 VAC: 7 A
R-24T	4-gang (DPDT) relay with 4 activation LEDs	18–35 VDC, 18–35 VAC, 115 VAC, 230 VAC	40 mA DC max. @ 24 VDC, 24 VAC, 115 VAC, 230 VAC	24 VDC: 7 A with L/R = 5 mS; 120 VAC: 10 A 120 VAC: 1/6 HP; 230 VAC: 7 A
R-10E	Single (SPDT) relay with an activation LED and steel enclosure	18–35 VDC, 18–35 VAC, 115 VAC, 230 VAC	20 mA DC max. @ 24 VDC, 24 VAC, 115 VAC, 230 VAC	24 VDC: 7 A with L/R = 5 mS; 120 VAC: 10 A 120 VAC: 1/6 HP; 230 VAC: 7 A
R-14E	4-gang (SPDT) relay with 4 activation LEDs and steel enclosure	18–35 VDC, 18–35 VAC, 115 VAC, 230 VAC	20 mA DC max. @ 24 VDC, 24 VAC, 115 VAC, 230 VAC	24 VDC: 7 A with L/R = 5 mS; 120 VAC: 10 A 120 VAC: 1/6 HP; 230 VAC: 7 A
R-20E	Single (DPDT) relay with an activation LED and steel enclosure	18–35 VDC, 18–35 VAC, 115 VAC, 230 VAC	40 mA DC max. @ 24 VDC, 24 VAC, 115 VAC, 230 VAC	24 VDC: 7 A with L/R = 5 mS; 120 VAC: 10 A 120 VAC: 1/6 HP; 230 VAC: 7 A
R-24E	4-gang (DPDT) relay with 4 activation LEDs and steel enclosure	18–35 VDC, 18–35 VAC, 115 VAC, 230 VAC	40 mA DC max. @ 24 VDC, 24 VAC, 115 VAC, 230 VAC	24 VDC: 7 A with L/R = 5 mS; 120 VAC: 10 A 120 VAC: 1/6 HP; 230 VAC: 7 A



Conventional Detection

Conventional Detection Accessories

A host of accessories designed to enhance installation, testing, operation, and maintenance complement the conventional line of detection products.



Conventional Detection Accessories

Model No.	Description
XR2B	100 Series installation/removal tool
A77-AB	100 Series retrofit adapter bracket
SMB600	100/400 Series surface mount kit
EOLR-1	End-of-line power supervision relay
APA151	Remote annunciator with piezo alarm
BEAMLRK	Long-range kit for BEAM1224/BEAM1224S
BEAMMMK	Multi-mount kit for BEAM1224/BEAM1224S
BEAMSMK	Surface-mount kit for BEAM1224/BEAM1224S
BEAMHK	Heater kit for transmitter/receiver unit for BEAM1224/BEAM1224S
BEAMHKR	Heater kit for reflector for BEAM1224/BEAM1224S
RA100Z	Remote annunciator for spot and duct smoke detectors
RTS151	Remote test station accessory
RTS151KEY	Remote test station accessory with key
6500-MMK	Heavy-duty multi-mount bracket for BEAM1224/BEAM1224S
6500-SMK	Mounts beam transmitter receiver to 6500-MMK

Audible Visible Notification

Strobes

Strobes are available in ceiling-mount or wall-mount varieties to meet a wide variety of applications – are ideal for warning hearing-impaired individuals during an emergency event. For convenient installation, the universal mounting plate with its snap-in feature holds the product in place for the screw attachment. Strobes feature up to 11 field-selectable candela settings and are compatible with 12- or 24-volt systems for a high level of customization. Strobes are listed to UL 1971 for public mode evacuation. Please note that model numbers with a “K” suffix are outdoor-rated products listed to UL 1638 and rated from -40° F to 151° F (-40° C to 66° C), with a NEMA 4X rating. See page 16 for our line of plain strobes for ECS/MNS applications.



Ceiling-Mount Strobes

Location	Series	Red Model No.	White Model No.	Candela	Marking	Description
Indoor	L-Series	SCRL	SCWL	15, 30, 75, 95, 115, 150, 177	FIRE	Clear lens
Outdoor	SpectrAlert Advance®	SCRK	SCWK	Standard	FIRE	Clear lens
	SpectrAlert Advance®	SCRHK	SCWHK	High	FIRE	Clear lens

Wall-Mount Strobes

Location	Series	Red Model No.	White Model No.	Candela	Marking	Description
Indoor	L-Series	SRL	SWL	15, 30, 75, 95, 115, 150, 177	FIRE	Clear lens
	L-Series	SRL-SP	—	15, 30, 75, 95, 115, 150, 177	FUEGO	Clear lens
	L-Series	SGRL	SGWL	15, 30, 75, 95, 115, 150, 177	FIRE	Clear lens, Compact
Outdoor	SpectrAlert Advance®	SRK	SWK	Standard	FIRE	Clear lens
	SpectrAlert Advance®	SRK-R	SWK-R	Standard	FIRE	Clear lens, Device only
	SpectrAlert Advance®	SRHK	SWHK	High	FIRE	Clear lens
	SpectrAlert Advance®	SRHK-R	—	High	FIRE	Clear lens, Device only

Notes:

Standard Candela settings: 15, 15/75, 30, 75, 95, 110, and 115

High Candela settings: 135, 150, 177, and 185

-SP denotes “FUEGO” printed housing.

-R represents replacement device only, ships minus plastic weatherproof back box.

-R outdoor replacement models are meant for use with WTP series of weatherproof flush-mount plates or SA-WBB outdoor metal weatherproof back boxes.

Audible Visible Notification



Chimes

Chimes were designed to produce a distinctive chime tone to meet UL 464 private mode applications for alerting trained personnel to investigate possible emergency situations and take appropriate actions. Devices feature rotary switches to select from a multitude of sound patterns and volume settings, and are compatible with 12- or 24-volt systems for additional customization. Using the shorting spring feature to provide instant feedback to ensure that wiring is properly connected – in conjunction with our plug-in design – simplifies the process and cuts install time. Chimes are also compatible with the System Sensor synchronization protocol.

Chimes

Location	Series	Red Model No.	White Model No.	Description
Indoor	L-Series	CHRL	CHWL	Chime with selectable chime tones and volume settings



Chime Strobes

Indoor chime strobes were designed to produce a distinctive chime tone to meet UL 464 and UL 1638 in private mode applications, when alerting trained personnel to investigate possible emergency situations and take appropriate actions. Using the shorting spring feature to provide instant feedback to ensure that wiring is properly connected – in conjunction with our plug-in design – simplifies the process and cuts install time. With 7 field-selectable candela settings and 12- or 24-volt operation in one device, chime strobes maximize profits and provide a high level of customization.

Chime Strobes

Location	Series	Red Model No.	White Model No.	Candela	Description
Indoor	L-Series	CHSRL	CHSWL	15,30,75,95,115,150,177	2-wire, Clear lens, Wall
Indoor	L-Series	CHSRL	CHSCWL	15,30,75,95,115,150,177	2-wire, Clear lens, Ceiling



SpectrAlert Advance® Mini-Horns

The SpectrAlert Advance series of mini-horn sounders is ideal for providing cost-effective primary and secondary signaling for fire and security applications such as hotel, motel, or residential fire system applications, or where smaller notification devices are desired. Mini-horns offer 2 volume settings, high or low, as well as temporal or non-temporal tones, and are direct wired. Compatible with 12- or 24-volt systems. Mini-horns are compatible with the System Sensor synchronization protocol, and they can be mounted to single-gang back boxes for aesthetically pleasing applications.

Mini Horns

Location	Red Model No.	White Model No.	Description
Indoor	MHR	MHW	Mini Horn with two volume settings



Horns

Horns increase application flexibility for indoor or outdoor installations. Intended for full building notification as well as on the property ground, they produce a loud sound to notify occupants to evacuate the buildings. Installers can easily adapt devices to suit a wide range of application requirements by using field-selectable sound patterns and volume settings. Compatible with 12- or 24-volt systems. The universal mounting plate's plug-in design simplifies installation, too. Horns are listed to UL 464 for public mode application, and "K" series outdoor products are listed to UL 464 for private mode applications and rated from -40° F to 151° F (-40° C to 66° C), with a NEMA 4X rating.

Wall-Mount Horns

Location	Series	Red Model No.	White Model No.	Description
Indoor	L-Series	HRL	HWL	Horn,
	L-Series	HGRL	HGWL	Horn, Compact
Outdoor	SpectrAlert Advance®	HRK	—	Horn
	SpectrAlert Advance®	HRK-R	—	Horn, Device only



Notes:

-R represents replacement device only, ships minus plastic weatherproof back box.

-R outdoor replacement models are meant for use with WTP series of weatherproof flush-mount plates or SA-WBB outdoor metal weatherproof back boxes.

Audible Visible Notification

Horn Strobes

Horn strobes are rich with features guaranteed to cut installation time and maximize profits. Intended for full building notification as well as on the property ground, they produce a loud sound to notify occupants to evacuate the buildings; the strobe is intended to notify those that may have a hearing impairment. Features include a universal mounting plate with a preliminary snap-in feature to hold the product in place for the screw attachment, up to 11 field-selectable candela settings, and rotary switches to select horn tone and volume settings. Compatible with 12- or 24-volt systems. Horn strobes are listed to UL 1971 and UL 464 for public mode evacuation. Model numbers with a “K” suffix are outdoor products that are listed to UL 1638 and UL 464 for private mode evacuation. Horn strobes are available in 2-Wire or 4-Wire options, 4-Wire options provide independence control of the Horn and Strobe. The outdoor products are rated from -40° F to 151° F (-40° C to 66° C) and have a NEMA 4X rating.



Ceiling-Mount Horn Strobes

Location	Series	Red Model No.	White Model No.	Candela	Marking	Description
Indoor	L-Series	PC2RL	PC2WL	15, 30, 75, 95, 115, 150, 177	FIRE	2-Wire, Clear Lens
	L-Series	PC4RL	PC4WL	15, 30, 75, 95, 115, 150, 177	FIRE	4-Wire, Clear Lens
Outdoor	SpectrAlert Advance®	PC2RK	PC2WK	Standard	FIRE	2-Wire, Clear Lens
	SpectrAlert Advance®	PC2RHK	PC2WHK	High	FIRE	2-Wire, Clear Lens



Wall-Mount Horn Strobes

Location	Series	Red Model No.	White Model No.	Candela	Marking	Description
Indoor	L-Series	P2RL	P2WL	15, 30, 75, 95, 115, 150, 177	FIRE	2-Wire, Clear Lens
	L-Series	P2GRL	P2GWL	15, 30, 75, 95, 115, 150, 177	FIRE	2-Wire, Clear Lens, Compact
	L-Series	P2RL-SP	P2WL-SP	15, 30, 75, 95, 115, 150, 177	FUEGO	2-Wire, Clear Lens
	L-Series	P4RL	P4WL	15, 30, 75, 95, 115, 150, 185	FIRE	4-Wire, Clear Lens
Outdoor	SpectrAlert Advance®	P2RK	P2WK	Standard	FIRE	2-Wire, Clear Lens
	SpectrAlert Advance®	P2RK-R	—	Standard	FIRE	2-Wire, Clear Lens, Device Only
	SpectrAlert Advance®	P2RHK	P2WHK	High	FIRE	2-Wire, Clear Lens
	SpectrAlert Advance®	—	P2WHK-R	High	FIRE	2-Wire, Clear Lens, Device Only
	SpectrAlert Advance®	P2RHK-120	—	High	FIRE	2-Wire, Clear Lens, 120 V
	SpectrAlert Advance®	P4RK	P4WK	Standard	FIRE	4-Wire, Clear Lens
	SpectrAlert Advance®	P4RK-R	—	Standard	FIRE	4-Wire, Clear Lens, Device Only

Notes:

Standard Candela settings: 15, 15/75, 30, 75, 95, 110, and 115

High Candela settings: 135, 150, 177, and 185

-SP denotes “FUEGO” printed housing.

-R represents replacement device only, ships minus plastic weatherproof back box.

-R outdoor replacement models are meant for use with WTP series of weatherproof flush-mount plates or SA-WBB outdoor metal weatherproof back boxes.

Audible Visible Notification



L-Series Low Frequency Sounders

Low frequency sounders are custom designed to meet the 520Hz low frequency requirements. Studies show that a lower frequency, centered around 520Hz, is the most ideal to awaken sleeping occupants, even those with mild to severe hearing loss. The various size and types plus mounting plate with plug-in design provide durability and flexibility. Sounders also offer field-selectable settings – such as a rotary switch for the low frequency tones in Temp 3, Temp 4, Continuous, and Coded patterns – and are compatible with 24 volt systems. Devices come enabled with System Sensor synchronization protocol.

Low Frequency Sounders

Location	Red Model No.	White Model No.	Type	Description
Indoor	HRL-LF	HWL-LW	Wall	Low Frequency Sounder
Indoor	HGRL-LF	HGWL-LF	Wall, Compact	Low Frequency Sounder
Indoor	HCRL-LF	HCWL-LF	Ceiling	Low Frequency Sounder



L-Series Low Frequency Sounder Strobes

Low frequency sounder strobes are custom designed to meet the 520Hz low frequency requirements while providing visual notification requirements that meet ADA requirements. Studies show that a lower frequency, centered around 520Hz, is the most ideal to awaken sleeping occupants, even those with mild to severe hearing loss. Sounders offer field-selectable candela settings, as well as a rotary switch for the low frequency tones in Temp 3, Temp 4, and Continuous. Devices come enabled with System Sensor synchronization protocol, 24-volt operation, and universal mounting plate with plug-in design provide durability and flexibility.

Ceiling Mount Low Frequency (520 Hz) Sounder Strobes

Location	Red Model No.	White Model No.	Candela	Marking	Description
Indoor	PC2RL-LF	PC2WL-LF	15, 30, 75, 95, 115, 150, 177	FIRE	Low Frequency 520 Hz

Note - LF denotes low frequency 520 Hz sound



Wall Mount Low Frequency (520 Hz) Sounder Strobes

Location	Red Model No.	White Model No.	Candela	Marking	Description
Indoor	P2RL-LF	P2WL-LF	15, 30, 75, 95, 110, 135, 185	FIRE	Low Frequency 520 Hz

Note - LF denotes low frequency 520 Hz sound

Audible Visible Notification

Speakers

Dual-voltage (25/70.7 Vrms) evacuation speakers were designed for fast installation and top performance in noisy environments. The low total harmonic distortion of the SP speaker offers high fidelity sound output, while the L-Series speakers now offer high-volume sound output for use in high-ambient noise applications. Evacuation speakers also feature a plug-in design for reducing ground faults. The indoor L-Series models can support Low Frequency tones centered around 520Hz, which is ideal to awaken sleeping occupants. The SPCW8 8-inch speaker is designed to meet life safety needs for fire and emergency communication applications, and with its wide frequency range it can also be used for general signaling like paging and background music. The outdoor models ship with a plastic outdoor back box, featuring removable side flanges and improved saltwater corrosion resistance. Model numbers with a “K” suffix are outdoor rated products that are listed to UL 1480 and rated from -40° F to 151° F (-40° C to 66° C), with a NEMA 4X rating.



Ceiling-Mount Speakers

Location	Series	Red Model No.	White Model No.	Description
Indoor	L-Series	SPCRL	SPCWL	Dual-voltage evacuation speaker
	L-Series	—	SPCW8	Dual-voltage evacuation speaker, 8-inch, 8W
	L-Series	SB-SPC8		Ceiling Tile Support Bracket (4-Pack)
Outdoor	SpectrAlert Advance®	—	SPCWK	Dual-voltage evacuation speaker
	SpectrAlert Advance®	—	SPCWK-R	Dual-voltage evacuation speaker, Device only



Wall-Mount Speakers

Location	Series	Red Model No.	White Model No.	Description
Indoor	L-Series	SPRL	SPWL	Dual-voltage evacuation speaker
Outdoor	SpectrAlert Advance®	SPRK	SPWK	Dual-voltage evacuation speaker
	SpectrAlert Advance®	SPRK-R	—	Dual-voltage evacuation speaker, Device only

Notes:

-R represents replacement device only, ships minus plastic weatherproof back box.

-R outdoor replacement models are meant for use with WTP series of weatherproof flush-mount plates or MWBB outdoor metal weatherproof back boxes.

Speaker Strobes

During an emergency, building occupants and those on property grounds need to quickly understand what is happening and what actions to take. Speaker strobes transmit the clear, intelligible messages and visible notification necessary to meet code, save lives, and protect property. In addition, selectable-output speaker strobes offer many features to reduce ground faults and simplify installation. Rotary switches allow installers to select voltage and power, and the field-selectable candela settings accommodate any application. Low total harmonic distortion of the SP series provides high fidelity sound output while the SPV speakers offer high volume output, making them ideal for use in high-ambient noise environments. Speakers can support Low Frequency tones centered around 520Hz, which is ideal to awaken sleeping occupants. The plug-in design and universal mounting plate provides additional flexibility. Model numbers with a “K” suffix are outdoor rated products that are listed to UL 1971 and UL 1480 and are rated from -40° F to 151° F (-40° C to 66° C), with a NEMA 4X rating. The outdoor models ship with the plastic outdoor back box.



Ceiling-Mount Speaker Strobes

Location	Series	Red Model No.	White Model No.	Candela	Marking	Description
Indoor	L-Series	SPSCRL	SPSCWL	15, 30, 75, 95, 115, 150, 177	FIRE	Clear lens
	L-Series	—	SPSCWL-SP	15, 30, 75, 95, 115, 150, 177	FUEGO	Clear lens
Outdoor	SpectrAlert Advance®	—	SPSCWK	Standard	FIRE	Clear lens
	SpectrAlert Advance®	—	SPSCWK-R	Standard	FIRE	Clear lens, Device only
	SpectrAlert Advance®	—	SPSCWHK	High	FIRE	Clear Lens



Wall-Mount Speaker Strobes

Location	Series	Red Model No.	White Model No.	Candela	Marking	Description
Indoor	L-Series	SPSRL	SPSWL	15, 30, 75, 95, 115, 150, 177	FIRE	Clear lens
	L-Series	—	SPSWL-SP	15, 30, 75, 95, 115, 150, 177	FUEGO	Clear lens
Outdoor	SpectrAlert Advance®	SPSRK	SPSWK	Standard	FIRE	Clear lens
	SpectrAlert Advance®	SPSRK-R	SPSWK-R	Standard	FIRE	Clear lens, Device only
	SpectrAlert Advance®	SPSRHK	—	High	FIRE	Clear Lens

Notes:

Standard Candela settings: 15, 15/75, 30, 75, 95, 110, and 115 / High Candela settings: 135, 150, 177, and 185

-R represents replacement device only, ships minus plastic weatherproof back box.

-R outdoor replacement models are meant for use with WTP series of weatherproof flush-mount plates or MWBB outdoor metal weatherproof back boxes.

Audible Visible Notification



Plain Notification Appliances

Plain horn strobes, speaker strobes, and strobes were designed to reduce installation time and meet a wide variety of Mass Notification and Emergency Communication applications. All of the plain notification appliances carry the same product specifications as the “FIRE” marked products. Compatible with our colored lenses and decal kits to provide distinctive visual signaling during and emergency. Model numbers with a “K” suffix are outdoor rated products that are listed to UL 1638 and UL 1480 and are rated from -40° F to 151° F (-40° C to 66° C) and have a NEMA 4X rating. The outdoor models ship with the plastic outdoor back box. Plain SpectrAlert Advance devices can be customized by using decals.



Wall-Mount Horn Strobes

Location	Series	Red Model No.	White Model No.	Candela	Marking	Description
Indoor	L-Series	P2RL-P	P2WL-P	15, 30, 75, 95, 115, 150, 177	None	2-Wire, Clear Lens
Outdoor	SpectrAlert Advance®	P2RK-P	P2WK-P	Standard	None*	2-Wire, Clear Lens
	SpectrAlert Advance®	P2RHK-P	P2WHK-P	High	None*	2-Wire, Clear Lens



Plain Ceiling-Mount Speakers and Speaker Strobes

Location	Series	Red Model No.	White Model No.	Candela	Marking	Description
Indoor	L-Series	—	SPSCWL-P	15, 30, 75, 95, 115, 150, 177	None	Clear lens
	L-Series	—	SPCW8	N/A	None	Dual-voltage evacuation speaker, 8-inch, 8W
	L-Series	SB-SPC8		N/A	None	Ceiling Tile Support Bracket (4-Pack)
	SpectrAlert Advance®	—	SPSCWH-P	High	None*	Clear lens
Outdoor	SpectrAlert Advance®	—	SPSCWHK-P	High	None*	Clear lens



Plain Wall-Mount Speaker Strobes

Location	Series	Red Model No.	White Model No.	Candela	Marking	Description
Indoor	L-Series	SPSRL-P	SPSWL-P	15, 30, 75, 95, 115, 150, 177	None	Clear lens
Outdoor	SpectrAlert Advance®	SPSRK-P	SPSWK-P	Standard	None*	Clear lens



Plain Ceiling-Mount Strobes

Location	Series	Red Model No.	White Model No.	Candela	Marking	Description
Indoor	L-Series	—	SCWL-P	15, 30, 75, 95, 115, 150, 177	None	Clear Lens



Plain Wall-Mount Strobes

Location	Series	Red Model No.	White Model No.	Candela	Marking	Description
Indoor	L-Series	SRL-P	SWL-P	15, 30, 75, 95, 115, 150, 177	None	Clear lens
Outdoor	SpectrAlert Advance®	SRK-P	SWK-P	Standard	None*	Clear lens
	SpectrAlert Advance®	SRHK-P	SWHK-P	High	None*	Clear lens

Notes:

Standard Candela settings: 15, 15/75, 30, 75, 95, 110, and 115

High Candela settings: 135, 150, 177, and 185

-P denotes plain devices with no markings.

*Compatible with DECAL-R and DECAL-RC for white devices (red letters) and DECAL-W or DECAL-WC for red devices (white letters).

Audible Visible Notification

Alert Devices for Emergency Communication Systems

ALERT-printed devices include all the time and cost-saving benefits of the rest of the AV device line, while also meeting NFPA Chapter 24 and UFC strobe requirements. Amber lens strobes are listed to UL 1638 for private mode applications. Clear lens strobes are listed to UL 1971 for public mode evacuation and are compatible with colored lenses and decal kits. Speaker meets UL 1480.

Model numbers with a "K" are outdoor rated products that are listed to UL 1480 and UL 1638 and rated from -40° F to 151° F (-40° C to 66° C), with a NEMA 4X rating.



ALERT Ceiling-Mount Strobes and Speaker Strobes

Location	Series	White Model No.	Candela	Marking	Description
Indoor	L-Series	SCWL-CLR-ALERT	15, 30, 75, 95, 110, 136, 185	ALERT	Strobe, Clear lens
	L-Series	SPSCWL-CLR-ALERT	15, 30, 75, 95, 110, 136, 185	ALERT	Speaker Strobe, Clear lens
Outdoor	SpectrAlert Advance®	SPSCWK-CLR-ALERT	Standard	ALERT	Speaker Strobe, Clear lens



ALERT Wall-Mount Strobes and Speaker Strobes

Location	Series	White Model No.	Candela	Marking	Description
Indoor	L-Series	SWL-ALERT	15, 30, 75, 95, 110, 136, 185	ALERT	Strobe, Amber lens
	L-Series	SWL-CLR-ALERT	15, 30, 75, 95, 110, 136, 185	ALERT	Strobe, Clear lens
	L-Series	SPSWL-ALERT	15, 30, 75, 95, 110, 136, 185	ALERT	Speaker Strobe, Amber lens
	L-Series	SPSWL-CLR-ALERT	15, 30, 75, 95, 110, 136, 185	ALERT	Speaker Strobe, Clear lens
Outdoor	SpectrAlert Advance®	SPSWK-CLR-ALERT	Standard	ALERT	Speaker Strobe, Clear lens

Notes:

Standard Candela settings: 15, 15/75, 30, 75, 95, 110, and 115

High Candela settings: 135, 150, 177, and 185

-ALERT models are Amber Lens marked ALERT

-CLR-ALERT models are Clear Lens marked ALERT

Dual Strobe Expander Plates for Emergency Communications

The L-Series Universal Dual Strobe Expander Plates provide lower costs and improve aesthetics by performing the functions of 2-3 devices for emergency communication systems. The universal plate accepts any indoor L-Series notification appliance in the top position and is compatible with the L-Series lens and bezels for further customization. Devices are compatible with 12- or 24-volt systems and come enabled with System Sensor synchronization protocol. Please note that the amber lens strobe is listed to UL 1638 for private mode applications, and the clear lens strobe is listed to UL 1971 for public mode applications. The clear lens strobes are compatible with colored lenses for UL 1638 private mode applications.



Dual Strobe Expander Plates

Location	White Model No.	Candela	Marking	Description
Indoor	SEP-SPSWL	15, 30, 75, 95, 110, 136, 185	ALERT	Speaker Strobe, Amber lens
	SEP-SPSWL-P	15, 30, 75, 95, 110, 136, 185	None*	Speaker Strobe, Clear lens

Notes: -P suffix denotes plain housing (no "FIRE" print)

Audible Visible Notification



Ceiling Tile Speaker, Strobes and Speaker Strobes for Emergency Communication Systems

Drop-In Ceiling Tile speaker strobes, speakers and strobes installs over 5 times faster than the traditional ceiling speaker or speaker strobe appliances. The neutral grill pattern makes this an excellent option for schools, office buildings, retail, restaurants, and hospital applications. This is a complete turn-key solution that eliminates the need for a separate back box, extension ring, and suspended ceiling support bracket. It reduces installer fatigue since installers spend less time working overhead. No more wasting time routing wires in a crowded junction box to make space for the back of the speaker. The simplified wiring process saves time and eliminate ground faults. Installers get a Perfect fit, the First Time, Every Time. Easy to design into projects, same performance as the standard L-Series appliances. UL 1480 and UL 2043 listed.


Drop-In Ceiling Tile Options

Product Type	Model Number	Marking	Size	Details
Speaker	SPCWL-TILE	Plain	2 ft x 2 ft	Tap Settings: ¼, ½, 1, 2 Watt
Strobe	SCWL-TILE	FIRE	2 ft x 2 ft	Candela Settings: 15, 30, 75, 95, 115, 150, 177
Speaker Strobe	SPSCWL-TILE	FIRE	2 ft x 2 ft	Tap Settings: ¼, ½, 1, 2 Watt Candela Settings: 15, 30, 75, 95, 115, 150, 177



Accessories for Drop-In Ceiling Tile

Model Number	Marking	Description
DECAL-TILE-E	FIRE	Labeling Kit (10 of each Labels)
DECAL-TILE-SPF	FUEGO	Labeling Kit (10 of each Labels)
DECAL-TILE-ALERT	ALERT	Labeling Kit (10 of each Labels)
LENS-AC2	na	Lens, Ceiling, Amber
LENS-BC2	na	Lens, Ceiling, Blue
LENS-GC2	na	Lens, Ceiling, Green
LENS-RC2	na	Lens, Ceiling, Red



Audible Visible Notification

SpectrAlert Advance® and L-Series Accessories

System Sensor notification devices can be adapted to nearly any application with the appropriate accessory. Our mounting options allow our strobes, speakers, horns, chimes, and strobe combinations to be placed in new or existing construction with professional results.



Ceiling-Mount Back Boxes

Location	Series	Red Model No.	White Model No.	Description
Indoor	L-Series	SBBCRL	SBBCWL	Surface-mount back box for ceiling-mount horns, strobes, horn strobes, speakers, and speaker strobes
	SpectrAlert Advance®	SBBCR	SBBCW	Surface-mount back box for ceiling-mount horns, strobes, horn strobes, speakers, and speaker strobes
Outdoor	SpectrAlert Advance®	SA-WBBC	SA-WBBCW	Metal outdoor back box for ceiling-mount horns, strobes, and horn strobes
	SpectrAlert Advance®	—	MWBBCW	Metal weatherproof back box for speakers and speaker strobes



Wall-Mount Back Boxes

Location	Series	Red Model No.	White Model No.	Description
Indoor	L-Series	SBBRL	SBBWL	Surface-mount back box for wall-mount horns, strobes, horn strobes, chimes and chime strobes
	L-Series	SBBGRL	SBBGWL	Surface-mount back box for compact wall-mount horns, strobes, and horn strobes
	L-Series	SBBSPRL	SBBSPWL	Surface-mount back box for wall-mount speakers and speaker strobes
	SpectrAlert Advance®	SBBR	SBBW	Surface-mount back box for wall-mount horns, strobes, and horn strobes
Outdoor	SpectrAlert Advance®	SA-WBB	SA-WBBW	Metal outdoor back box for wall-mount horns, strobes, and horn strobes
	SpectrAlert Advance®	MWBB	MWBBW	Metal outdoor back box for speakers and speaker strobes



Back Box Skirts

Location	Series	Red Model No.	White Model No.	Description
Wall	L-Series	—	SPSEP-BBSWL	Speaker strobe expander plate back box skirt for Dual Strobe Expander Plates



Colored Lenses - For use with plain (non-FIRE marked) strobe devices.

Series	Ceiling Model No.	Wall Model No.	Color	Description
L-Series	LENS-AC2	LENS-A2	Amber	Lens attachment for all L-Series plain (non-FIRE marked) indoor ceiling- or wall-mounted strobes
L-Series	LENS-BC2	LENS-B2	Blue	
L-Series	LENS-GC2	LENS-G2	Green	
L-Series	LENS-RC2	LENS-R2	Red	
SpectrAlert Advance®	LENS-AC	LENS-A	Amber	Lens attachment for all SpectrAlert Advance plain (non-FIRE marked) indoor or outdoor, ceiling- or wall-mounted strobes
SpectrAlert Advance®	LENS-BC	LENS-B	Blue	
SpectrAlert Advance®	LENS-GC	LENS-G	Green	
SpectrAlert Advance®	LENS-RC	LENS-R	Red	

Audible Visible Notification



SpectrAlert Advance® and L-Series Accessories (cont.)

SpectrAlert Advance® Decal Kits - For use with plain (non-FIRE marked) devices.

Mounting	Model No.	Color	Description
Ceiling	DECAL-RC	Red Letters	60 decals* for up to 5 white devices (3 decals are required per device)
	DECAL-WC	White Letters	60 decals* for up to 5 red devices (3 decals are required per device)
Wall	DECAL-R	Red Letters	40 decals* for up to 5 white devices (2 decals are required per device)
	DECAL-W	White Letters	40 decals* for up to 5 red devices (2 decals are required per device)

*All decals include labels "AGENT, EVAC, ALERT and FIRE" for up to 5 devices.



L-Series Bezel Kits Bezel Kits - For product marking customization. (5-pack)

Mounting	Red Model No.	White Model No.	Description
Wall	BZR	BZW	Bezel kit compatible with Wall-Mount Horns, Strobes, Horn Strobes, Chimes and Chime Strobes
Wall	BZGR	BZGW	Bezel kit compatible with compact Wall-Mount Horns, Strobes, and Horn Strobes
Ceiling	BZRC	BZWC	Bezel kit compatible with Ceiling-Mount Horns, Strobes, Horn Strobes, and Chime Strobes
Wall	BZSPR	BZSPW	Bezel kit compatible with Wall-Mount Speakers and Speaker Strobes
Ceiling	BZSPRC	BZSPWC	Bezel kit compatible with Ceiling-Mount Speakers and Speaker Strobes

Notes: For desired bezel marking add -AL (ALERT), -AG (AGENT), -EV (EVAC), -F (Fire), -SP (FUEGO), -PG (FOGO), -SPE (FUEGO/FIRE), -FR (FEU), -P (Plain) to the end of any part number.



Mounting Plates - 120VAC Adapter

Series	Model No.	Mounting	Description
L-Series	MP120KL	Wall or Ceiling	Indoor 120 VAC adapter mounting plate for use with L-Series horns, strobes, 2-wire horn strobes, chimes and chime strobes
SpectrAlert Advance®	MP120K	Wall or Ceiling	Indoor/Outdoor 120 VAC adapter mounting plate for use with SpectrAlert Advance horns, strobes, 2-wire horn strobes, chimes and chime strobes



Universal Trim Rings

Mounting	Red Model No.	White Model No.	Description
Ceiling	TRC-2	TRC-2W	Universal trim ring for SpectrAlert Advance and L-Series. ceiling-mount devices, Dia. 8.5"
Wall	TR-2	TR-2W	Universal trim ring for SpectrAlert Advance and L-Series. wall-mount devices, 6.3" by 8.2"



Weatherproof Plates

Red Model No.	White Model No.	Description
WTP	WTPW	Weatherproof plate for flush mounting outdoor horns, strobes, and horn strobes
WTP-SP	WTP-SPW	Weatherproof plate for flushing mounting outdoor speakers and speaker strobes



Sync-Circuit Module

Red Model No.	White Model No.	Description
MDL3R	MDL3W	12 and 24 V sync-circuit module for SpectrAlert Advance and L-Series



HVAC Systems Monitoring

InnovairFlex™ Duct Smoke Detectors

InnovairFlex™ combines an impressive collection of innovations designed to save you time and money and provide the flexibility you need in the field. An adjustable housing overcomes mounting constraints. Plug-in, tool-free sampling tubes speed installation. The front cover test/reset button simplifies test/maintenance. With these features and many more, InnovairFlex is reshaping duct smoke detection.



InnovairFlex Duct Smoke Detectors

Model No.	Description	Wiring	Air Velocity Range	Operating Temp. Range	Rating	Operating Voltage	Alarm Current	Auxiliary Contact
D2	Photoelectric low-flow duct smoke detector	2-wire	100–4,000 ft/min	–4° to 158°F (–20° to 70°C)	—	12/24 VDC	130 mA max.	—
D4120	Photoelectric low-flow duct smoke detector	4-wire	100–4,000 ft/min	–4° to 158°F (–20° to 70°C)	—	24 VAC/DC or 120 VAC	65 mA max. at 24 VDC	2 Form C Auxiliary
D4120W	Watertight photoelectric low-flow duct smoke detector	4-wire	100–4,000 ft/min	–4° to 158°F (–20° to 70°C)	NEMA 4	24 VAC/DC or 120 VAC	65 mA max. at 24 VDC	2 Form C Auxiliary
D4S	Photoelectric low-flow sensor- only component	4-wire	100–4,000 ft/min	–4° to 158°F (–20° to 70°C)	—	24 VAC/DC or 120 VAC	65 mA max. at 24 VDC	—
D4P120	Power-board-only component	4-wire	—	–40° to 158°F (–40° to 70°C)	—	24 VAC/ VDC or 120 VAC	65 mA max. at 24 VDC	2 Form C Auxiliary
D4240	Photoelectric low-flow duct smoke detector	4-wire	100–4,000 ft/min	–4° to 158°F (–20° to 70°C)	—	120 VAC/DC or 240 VAC	65 mA max. at 24 VDC	2 Form C Auxiliary
2D51	Photoelectric no-flow/low-flow smoke detector	4-wire	0–4,000 ft/min	–4 to 158°F (–20° to 70°C)	—	24 VAC/DC or 120 VAC w/ B210LP	75 mA max.	1 Form A & 1 Form C Auxiliary Relay

InnovairFlex™ Special Applications

Photoelectric low-profile detectors and bases for use in no-flow/low-flow air handling systems.



Special Applications

Model No.	Description
2151	Photoelectric low-profile plug-in detector for special applications
2D51	Photoelectric low-profile plug-in detector for special applications
B114LP	120VAC detector base for use with 2151 special applications duct smoke detector
B114LPBT	24VAC/DC detector base for use with 2151 special applications duct smoke detector
B210LP	Intelligent base - 15-32 VDC
D4P120	4-wire photoelectric power board component only

Note: 2151 with B114LP or B114LPBT is not remote test capable, for remote testing use 2D51, B210LP with D4P120.

HVAC Systems Monitoring



InnovairFlex™ Duct Smoke Accessories

Duct smoke detector accessories add functionality to the duct smoke detection system by allowing quick, convenient inspections at eye level and effective audible and visible notification options. All System Sensor duct smoke detectors and accessories are UL listed.

InnovairFlex Accessories

Model No.	Description	Operating Voltage
RTS2	Multi-signaling accessory	20–29 VDC
AOS	Add-on strobe	—
RTS2-AOS	Multi-signaling accessory with add-on strobe	20–29 VDC
APA151	Remote annunciator with piezo alert	16–33 VDC
RA100Z	Remote annunciator	3.1–32 VDC
RTS151	Remote test station	2.8–32 VDC (Alarm LED)
RTS151KEY	Remote test station with key test/reset	14–35 VDC (Power LED); 2.8–32 VDC (Alarm LED)
DST1	InnovairFlex sampling tube for ducts up to 1 foot	
DST1.5	InnovairFlex sampling tube for ducts 1 to 2 feet	
DST3	InnovairFlex sampling tube for ducts 2 to 4 feet	
DST5	InnovairFlex sampling tube for ducts 4 to 8 feet	
DST10	InnovairFlex sampling tube for ducts 8 to 12 feet	
ETX	InnovairFlex twelve-inch exhaust tube	
DH400OE-1	Weatherproof outdoor enclosure	



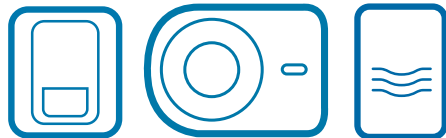
Alarm Bells

The alarm bells offer high-output notification in security and fire alarm systems. Six-inch, eight-inch, and ten-inch models are available for 24 VDC and 120 VAC systems.

Alarm Bells

Model	Gong Size	Nominal Voltage	Operating Voltage	Sound Output	Maximum Current
SSM24-6	6 in.	24 VDC	16–33 VDC	82 dB	DC–31.1 mA / FWR–53.5 mA
SSM24-8	8 in.	24 VDC	16–33 VDC	80 dB	DC–31.1 mA / FWR–53.5 mA
SSM24-10	10 in.	24 VDC	16–33 VDC	81 dB	DC–31.1 mA / FWR–53.5 mA
SSV120-6	6 in.	120 VAC	96–132 VAC	85 dB	53 mA
SSV120-8	8 in.	120 VAC	96–132 VAC	82 dB	53 mA
SSV120-10	10 in.	120 VAC	96–132 VAC	82 dB	53 mA





AV

BEAM

CO



HVAC



SPOT



MODULES



RELAYS

Founded in 1984, System Sensor is a global manufacturer of fire and life safety devices, specializing in smoke detection, carbon monoxide detection, and notification technology. System Sensor develops products for real-world applications worldwide. With sales, service, and manufacturing facilities throughout the Americas, Europe, and Asia, System Sensor places a premium on research and development to provide the most reliable, innovative, and comprehensive line of products in the industry.

