


AQL Series

Single, dual & multi-voltage
ready intelligent power system



An out-of-the-box solution that offers unique performance and value.

The AQL Series of switching power supplies is an out-of-the-box solution that makes installation easier. It is feature rich, network management ready and available in 12 or 24 VDC single, dual and multi-voltage units.

Features

Standard Features

- Low battery cutoff protects batteries from deep discharge
- Dedicated fast charger prolongs battery life
- Enhanced surge immunity for input/output protection
- LockSafe™ keeps locks cooler by providing a separate, dedicated battery charging circuit
- OutSmart™ technology dual-color LED notification which prevents incorrect voltage application to locking devices [Green: 12 V | Blue: 24 V]
- Auxiliary output rated 1.4 A continuous
- Mix and match UL Listing
- Instant auto-switch to battery on AC loss
- Multi-voltage with B100
- Integrated Fire Alarm Interface (FAI) allows main output shutdown or disconnect on a per output basis when using an R8 output module
- Network ready with optional Netlink™ module
- MagnaCare® lifetime replacement, no-fault, no questions asked warranty

Optional Features

- Enhanced Network Management
 - AC line voltage monitoring
 - Remote battery monitoring and testing
 - 1000 event data recording
 - Email fault reporting

Specifications

Certifications

- UL 294 Listed
- UL 603 Listed
- UL 1076 Listed
- ULC-S318 Listed
- ULC-S319 Listed
- CSA C22.2 #107.1
- RoHS Compliant

Electrical

- 12 VDC or 24 VDC output
- 12 VDC & 24 VDC output (optional) with B100
- 120 or 230 VAC input
- Up to 91% efficiency

Environmental

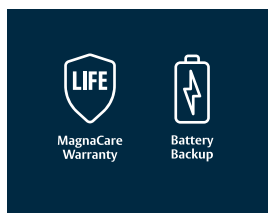
- Operating Temperature: 32° to 120° F [0° to 49° C]

Max Shipping Weight


- 15.50 lbs [7 kg]

Dimensions

- 14"H x 12"W x 4.5"D
[355.6mm H x 304.8mm W x 114.3mm D]



Step by Step Configuration



- 1** Select One Power Supply Module
 - AQL4
 - AQL6
 - AQL102
 - AQL104
- 2** Select Required Modules*
 - B100
 - R8
 - D8
 - D8P
 - NL4
- 3** Choose Enclosure**
 - E1
- 4** Combine to Generate Final Part Number

Example:

AQL4 - B100 + D8 + R8 + NL4 + E1 =
AQL4-B100D8R8NL4E1

*When ordering more than one module, indicate quantity before the part number to generate final part number; for example AQL4-3D8E1.

**No enclosure = Module PCB only. Each module may be ordered separately.

Models

MODELS	AMPERAGE	RATED VOLTAGE	INPUT VOLTAGE	TYPICAL OUTPUT VOLTAGE	MULTI-VOLTAGE READY	CLASS 2 OUTPUTS
AQL4*	4	12 VDC	120/230 VAC	12.5 or 25 VDC	Yes	Yes
	3	24 VDC				
AQL6	6	12 or 24 VDC	120/230 VAC	12.5 or 25 VDC	Yes	with PTC distribution boards
AQL102	10	12 VDC	120/230 VAC	12.5 VDC	Yes**	with PTC distribution boards
AQL104	10	24 VDC	120/230 VAC	25 VDC	Yes	with PTC distribution boards

*AQL4 is field selectable. **Multi-voltage of 5 to 9 VDC only

How to Order

POWER SUPPLY MODULE	SECONDARY VOLTAGE MODULE	DISTRIBUTION MODULE	D8 FUSE STYLE	RELAY MODULE	NETLINK MODULE	ENCLOSURE
AQL4	-B100	2D8	P	R8	NL4	E1
AQL4	(blank)	(blank)	(blank) 3 A ATM Fuse	(blank)	(blank)	(blank) Module Only
AQL6	B100	D8	P 2.5 A PTC Polyswitch	R8	NL4	E1
AQL102		2D8		2R8		
AQL104		3D8		3R8		
		4D8				
		5D8				
		6D8				

AQL4 in an E1 enclosure has six module spaces where B100, NL4 and D8/D8P each take up one module space. R8 takes up two module spaces. AQL6, AQL102 and AQL104 in an E1 enclosure has four module spaces where B100, NL4 and D8/D8P each take up one module space. R8 takes up two module spaces.